

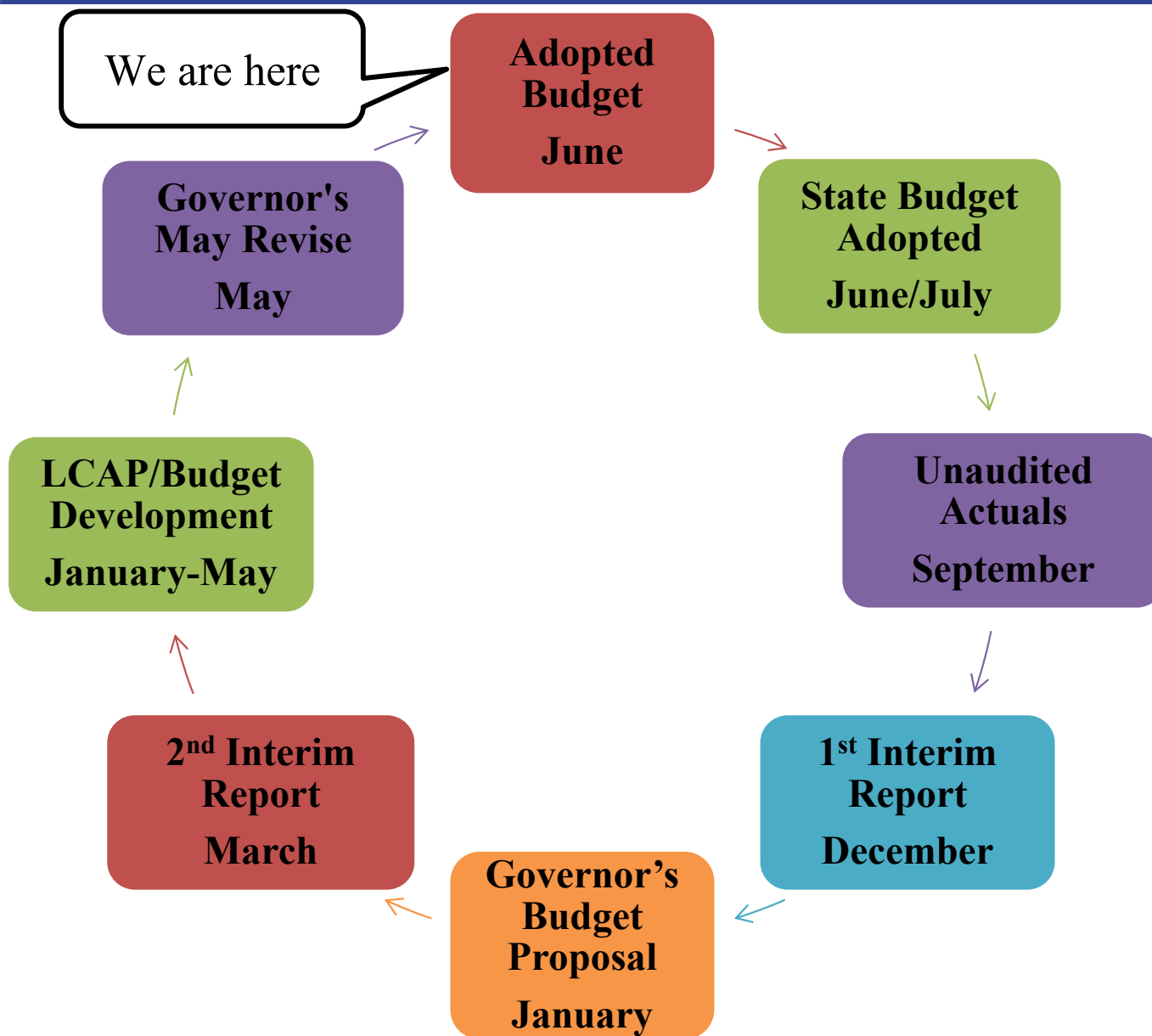


2025-2026
Proposed Budget

Presented to the Board of Education
June 10, 2025



Budget Cycle





Executive Summary

- 2025/26 Projected Unrestricted Reserve is at 3.0% of total expenditures
- Current projections require additional budget reductions of \$600,000 in 2026/27 to meet the minimum reserve requirement of 3.0% in subsequent years
- Salaries and benefits reflect projected staffing for 2025/26 including the addition of TK classrooms at many sites
- New funding proposed in the Governor's May Revision was not included in the 2025/26 Proposed Budget

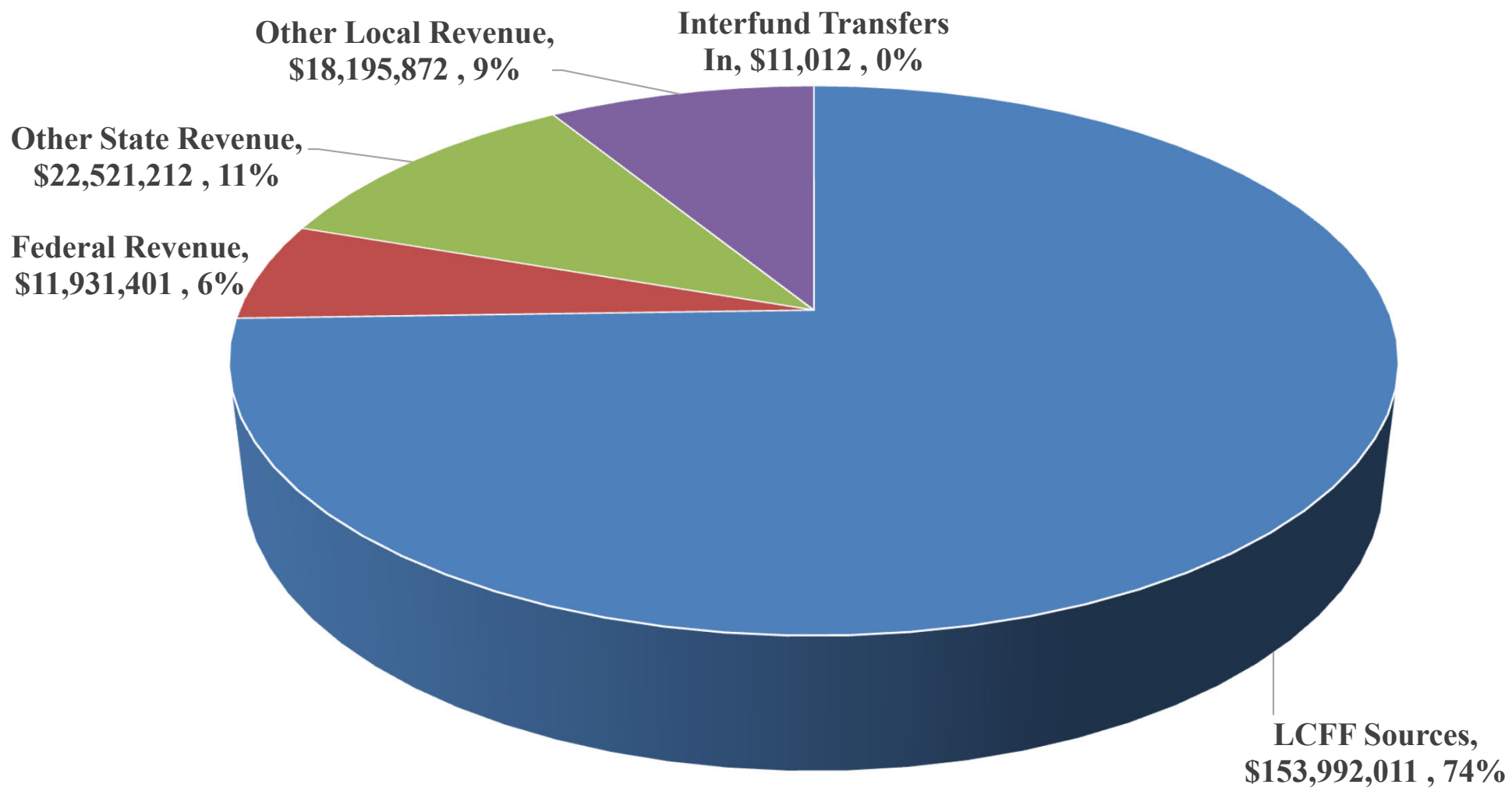


Executive Summary

	Unrestricted	Restricted	Combined
Projected Revenues	\$159,567,635	\$47,072,861	\$206,640,496
Projected Expenditures	\$124,565,923	\$88,542,664	\$213,108,587
Transfers In/Out	(\$38,988)	\$-	(\$38,988)
Contributions to Restricted	(\$37,866,254)	37,866,254	\$-
Decrease in Fund Balance	(\$2,903,530)	(\$3,603,549)	(\$6,507,079)
Beginning Fund Balance	\$9,465,884	\$5,413,483	\$14,879,367
Ending Fund Balance	\$6,562,354	\$1,809,934	\$8,372,288



Revenue





Revenue

COLA of 2.3% was applied to all applicable revenue sources

Local Control Funding Formula (LCFF) **-\$154M**

- Enrollment Projection
 - 2025/26: 13,145
 - 2026/27: 13,026
 - 2027/28: 13,014
- Attendance Rate: 94.3%
- Unduplicated Rate: 24.97%

Federal Revenue- **\$12M**

- Flat funding for Title programs, Special Education, and Perkins
- Magnet and School Based Mental Health budgeted based on grant plans



Revenue

Other State Revenues- **\$22.5M**

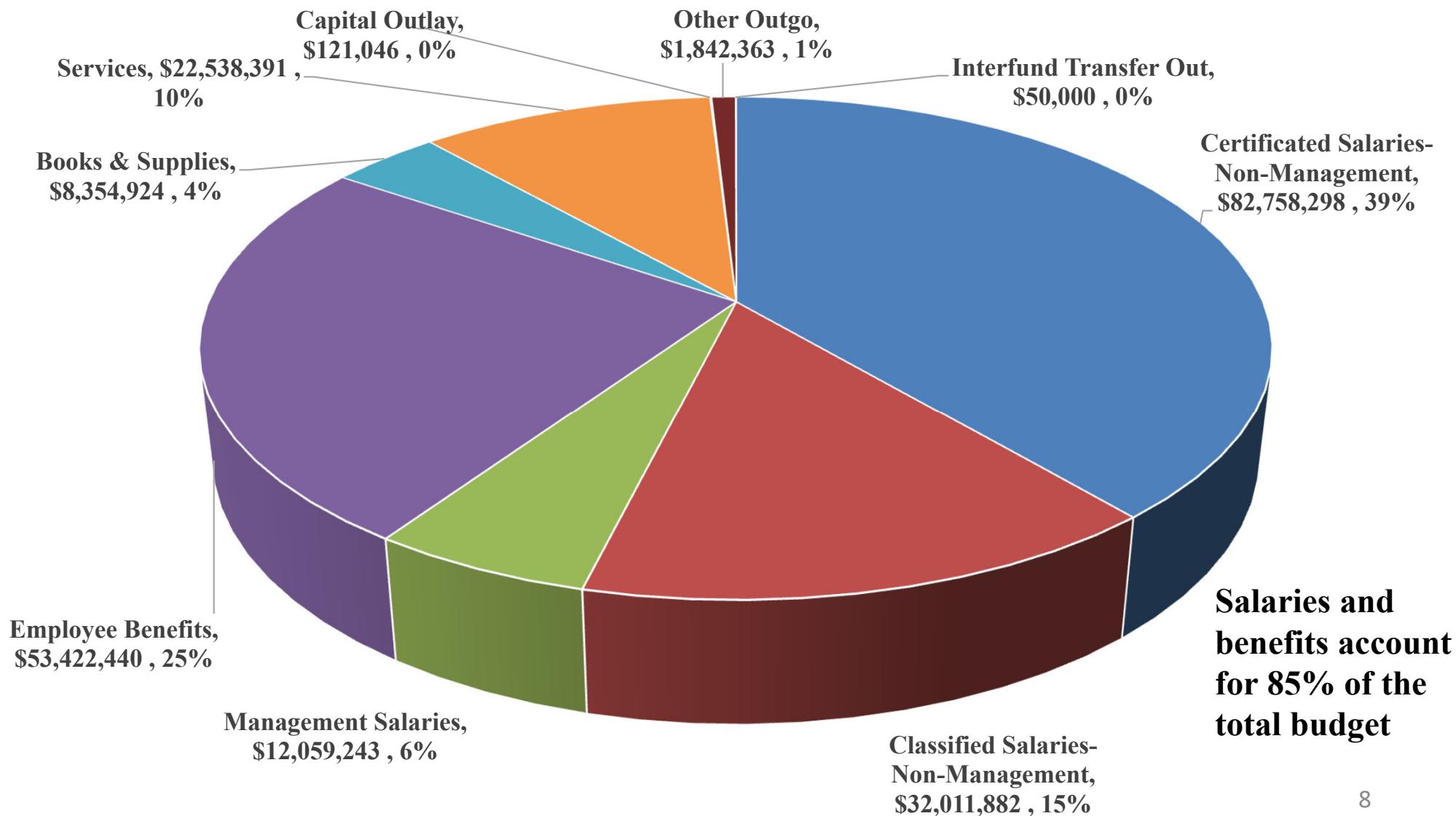
- Lottery- Unrestricted: \$191/ADA, Restricted: \$82/ADA
- Mandated Block Grant: \$39.09/TK-8 ADA, \$75.31/ADA
- STRS On-Behalf- \$8.9M
- CTEIG- \$850K
- Flat funding for ELOP, Prop 28, Mental Health

Other Local Revenue- **\$18M**

- Flat funding for Special Education, Community Redevelopment Funds, and Parcel Tax
- Removes all donation and miscellaneous revenue as these sources are recognized when received



Expenditures





Expenditures

Salaries and benefits - \$180M

- Account for 85% of combined unrestricted and restricted expenditures
- Account for 92% of unrestricted expenditures
- The below chart is a summary of full-time equivalent (FTE) positions included in the proposed budget by bargaining unit

Bargaining Unit	Total FTE
Livermore Education Association (LEA)	713.96
Livermore Chapter #334 California School Employees Association (CSEA)	386.03
Service Employees International Union (SEIU)	84.88
Classified Management/Confidential	31.81
Livermore Management Association	45.50
Non-Represented	23.38
Total	1285.56



Contributions

The following contributions of unrestricted resources to restricted programs are necessary to cover restricted program expenditures:

Restricted Program	Contribution
Resource 3310 Special Education	\$680,029
Resource 3315 Special Education Preschool	\$183,424
Resource 3327 Special Education Mental Health	\$21,885
Resource 6387 CTEIG/TVROP Contribution	\$747,468
Resource 6500 Special Education	\$29,576,889
Resource 6547 Special Education Early Intervention	\$518,559
Resource 7010 AIG Match	\$10,650
Resource 8150 Routine Restricted Maintenance (required 3% contribution)	\$2,127,350
TOTAL CONTRIBUTIONS	\$33,866,254



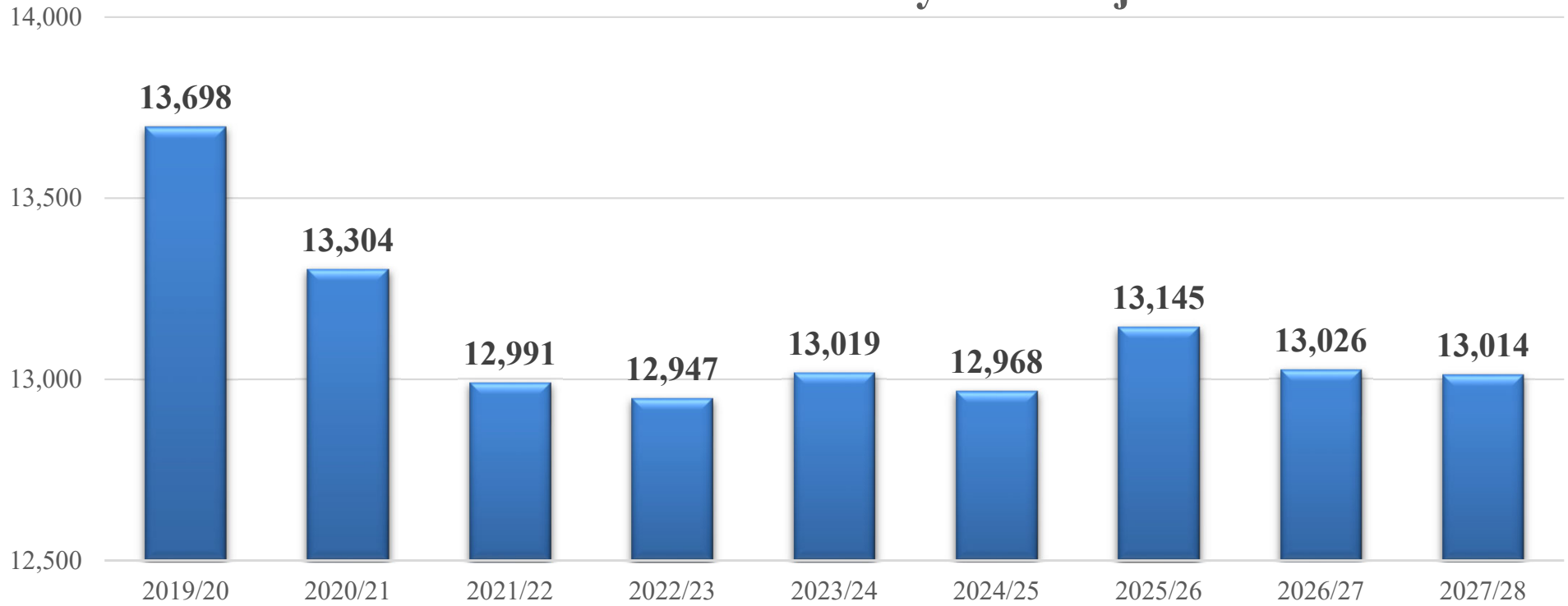
Multi-year Projection

Unrestricted and Restricted Funds

	2024/2025 Combined	2025/2026 Combined	2026/2027 Combined*	2027/2028 Combined
Beginning Balance	\$28,443,567	\$14,879,367	\$8,732,289	\$7,138,886
Revenues & Transfers In	\$208,215,010	\$206,651,508	\$205,930,443	\$208,842,266
Expenditures & Transfers Out	\$221,779,210	\$213,158,587	\$207,163,847	\$209,483,943
Net Change	(\$13,564,200)	(\$6,507,079)	(\$1,233,403)	(\$641,677)
Ending Balance	\$14,879,367	\$8,372,289	\$7,138,886	\$6,497,209
Unrestricted Balance Above Required 3%	\$2,609,845	\$17,596	\$38,265	\$32,101
Ending Balance as a % of current year expenditures (Unrestricted)	4.2%	3.0%	3.0%	3.0%
Ending Balance as a % of current year expenditures (Restricted & Unrestricted)	6.7%	3.9%	3.4%	3.1%

*2026/27 includes additional \$600,000 in reductions to meet minimum reserve requirement

LVJUSD Enrollment History and Projections



LVJUSD Enrollment and ADA - Historical and Projections									
	19/20	20/21*	21/22^	22/23	23/24	24/25	25/26	26/27	27/28
							Projections		
Enrollment	13,698	13,304	12,991	12,947	13,019	12,968	<i>13,145</i>	<i>13,026</i>	<i>13,014</i>
% Change from Prior Year	-0.2%	-2.9%	-2.4%	-0.3%	0.6%	-0.4%	1.4%	-0.9%	-0.1%
Funded ADA	13,195	13,195	13,196	12,962	12,618	<i>12,310</i>	<i>12,396</i>	<i>12,396</i>	<i>12,308</i>
% Change from Prior Year	-0.4%	0.0%	0.0%	-1.8%	-2.7%	-2.4%	0.7%	0.0%	-0.7%



May Revision and Legislative Budget Plan Comparison

	Governor's May Revision	Legislative Budget Plan
COLA	Includes 2.3% COLA for LCFF and other categorical programs	Includes the Governor's Proposal
Student Support and Professional Development Discretionary Block Grant	\$1.7 billion one-time, allocated based on average daily attendance	\$500 million one-time, likely allocated based on average daily attendance and unduplicated percentage
TK Ratio LCFF Add-On	Invests \$1.2 billion ongoing including funds for the 10:1 TK student to adult ratio	Includes the Governor's Proposal



May Revision and Legislative Budget Plan Comparison

	Governor's May Revision	Legislative Budget Plan
Learning Recovery Emergency Block Grant	Partial restoration of \$379 million	Includes the Governor's Proposal
Funds for Kitchen Infrastructure and Training	\$150 million one-time	\$170 million one-time to establish Universal School Meals Implementation Block Grant
Literacy Instruction PD and Literary and Math Coaches	\$655 million one-time to high unduplicated districts	\$700 million one-time



Next Steps

- The District adopt the 2025/26 LCAP and budget on June 17, 2025
- The final State budget to be enacted by June 30, 2025
- The 45 Day Revision will be presented in August of all substantial changes that occur from final State budget
- The District Budget Advisory Committee to begin in August 2025 to identify future reductions necessary to stabilize the budget



Thank you

Questions / Comments?