



Property Taxes Payable 2025
Truth in Taxation Hearing

December 17, 2024

Requirements of Truth in Taxation

MN Statutes 275.065

- A meeting must be held between November 25 and December 30 and after 6:00 PM
- The presentation must include discussion on:
 - Recently completed year actual results
 - Current year budget
 - Proposed property tax levy
- Must allow for public comments

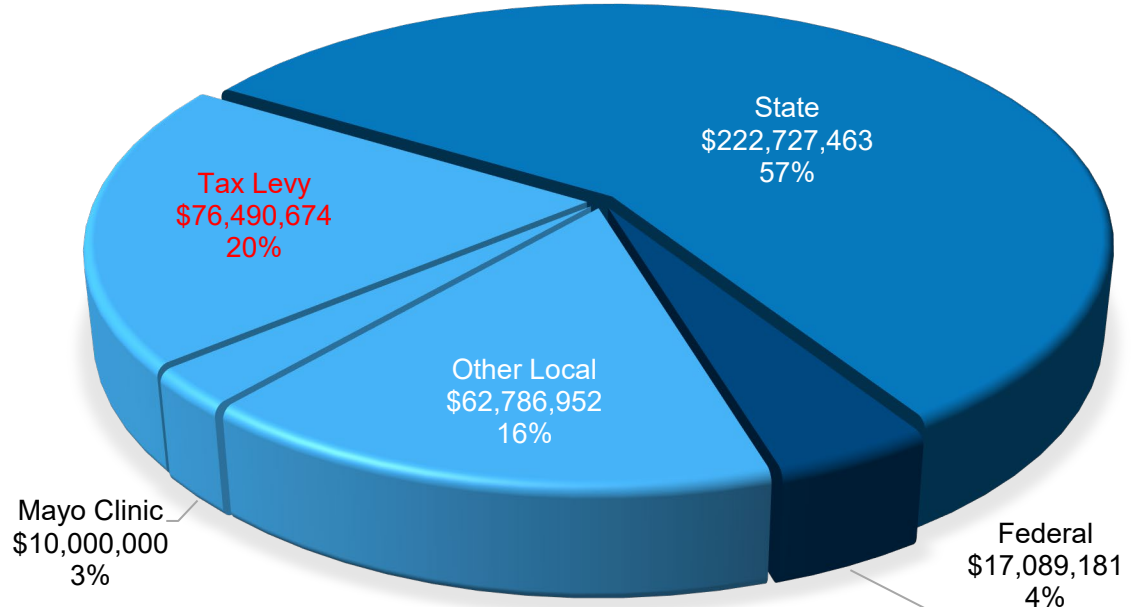
2023-2024 Financial Results

Fund	Beginning Fund Balance	Change Revenue Over/(Under) Expenses	Ending Fund Balance
01 – General	\$59,546,331	\$10,422,124	\$70,319,254
02 – Food Service	\$6,912,739	\$1,767,679	\$8,680,417
04 – Community Service	\$3,943,816	\$116,895	\$4,060,712
06 – Construction	\$64,953,788	(\$24,308,013)	\$40,645,774
07 – Debt Service	\$5,238,346	\$523,235	\$5,761,581
08 – FSA/HRA Trust	\$10,596,984	\$565,892	\$11,162,877
18 – Custodial	\$18,500	(\$17,000)	\$1,500
20, 25, 29 – Internal Service	\$2,973,445	(\$579,781)	\$2,393,663
45 – OPEB Trust	\$18,155,363	\$2,143,567	\$20,298,930
TOTAL	\$172,339,312	(\$9,365,404)	\$163,324,707

2024-2025 Total District Revenue - All Funds

\$389,094,270

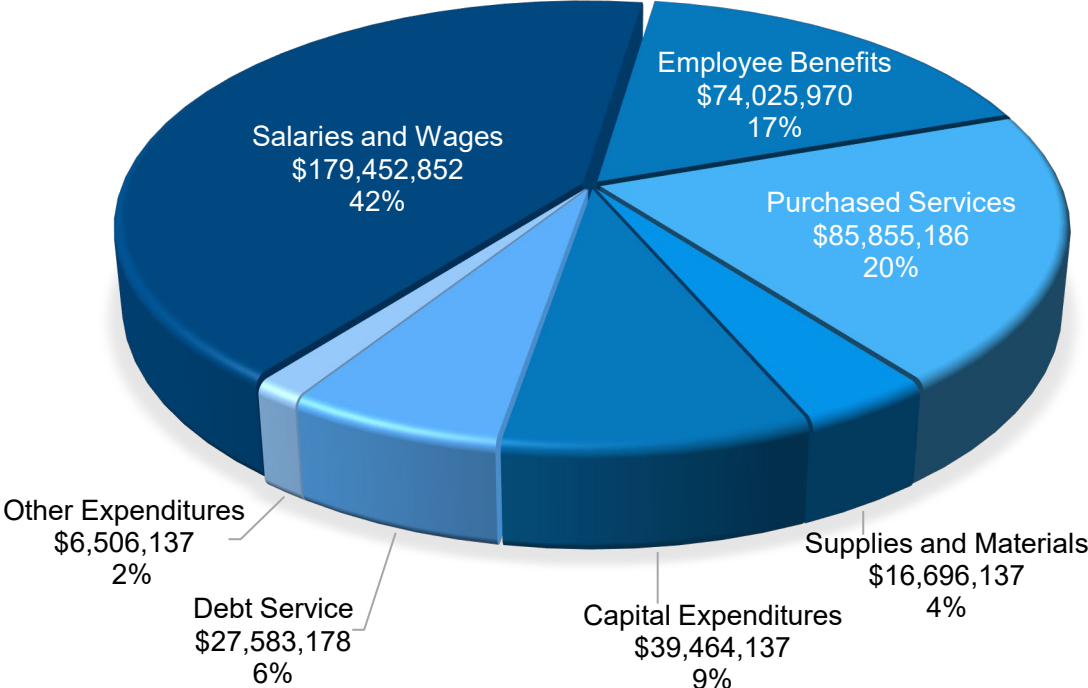
<u>Source</u>	<u>Amount</u>
Mayo Clinic	\$10,000,000
Tax Levy	\$76,490,674
Other Local	\$62,786,952
State	\$222,727,463
Federal	\$17,089,181



2024-2025 Total District Expenses - All Funds

\$429,583,597

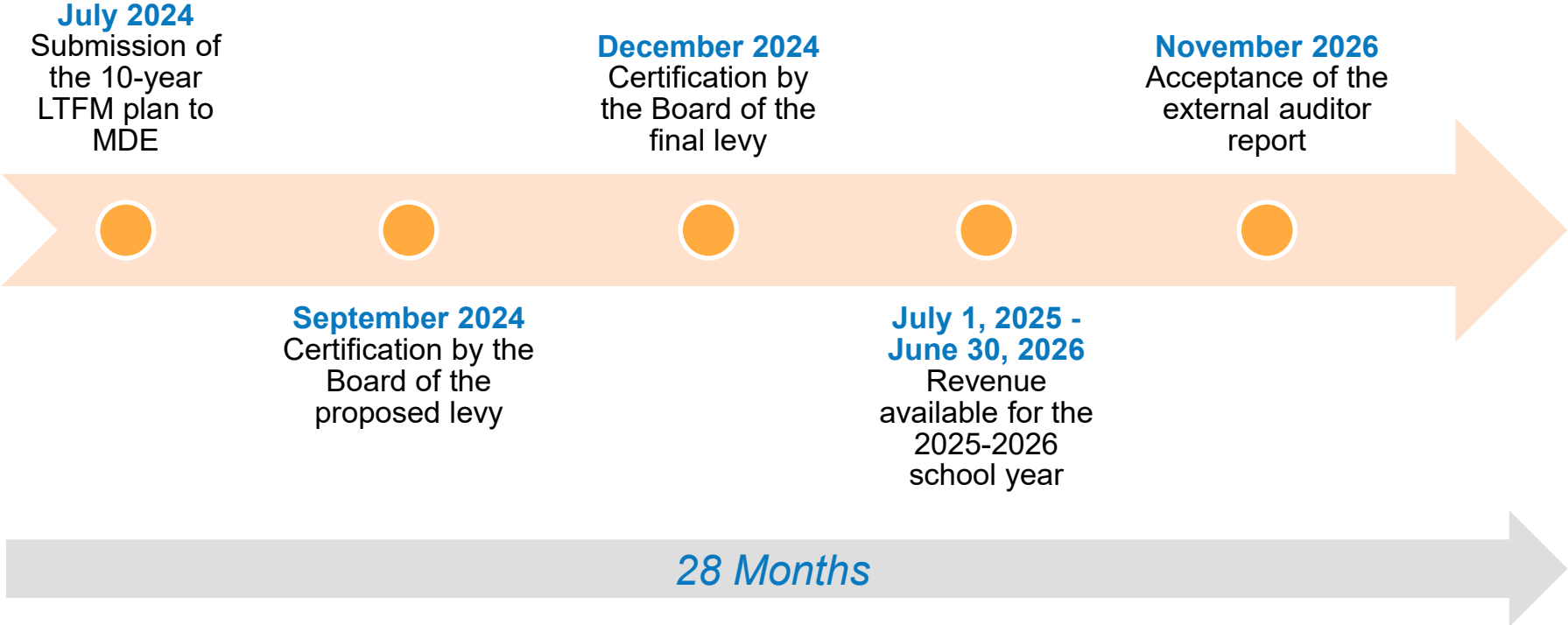
<u>Expense Category</u>	<u>Amount</u>
Salaries and Wages	\$179,452,852
Employee Benefits	\$74,025,970
Purchased Services	\$85,855,186
Supplies and Materials	\$16,696,137
Capital Expenditures	\$39,464,137
Debt Service	\$27,583,178
Other Expenditures	\$6,506,137



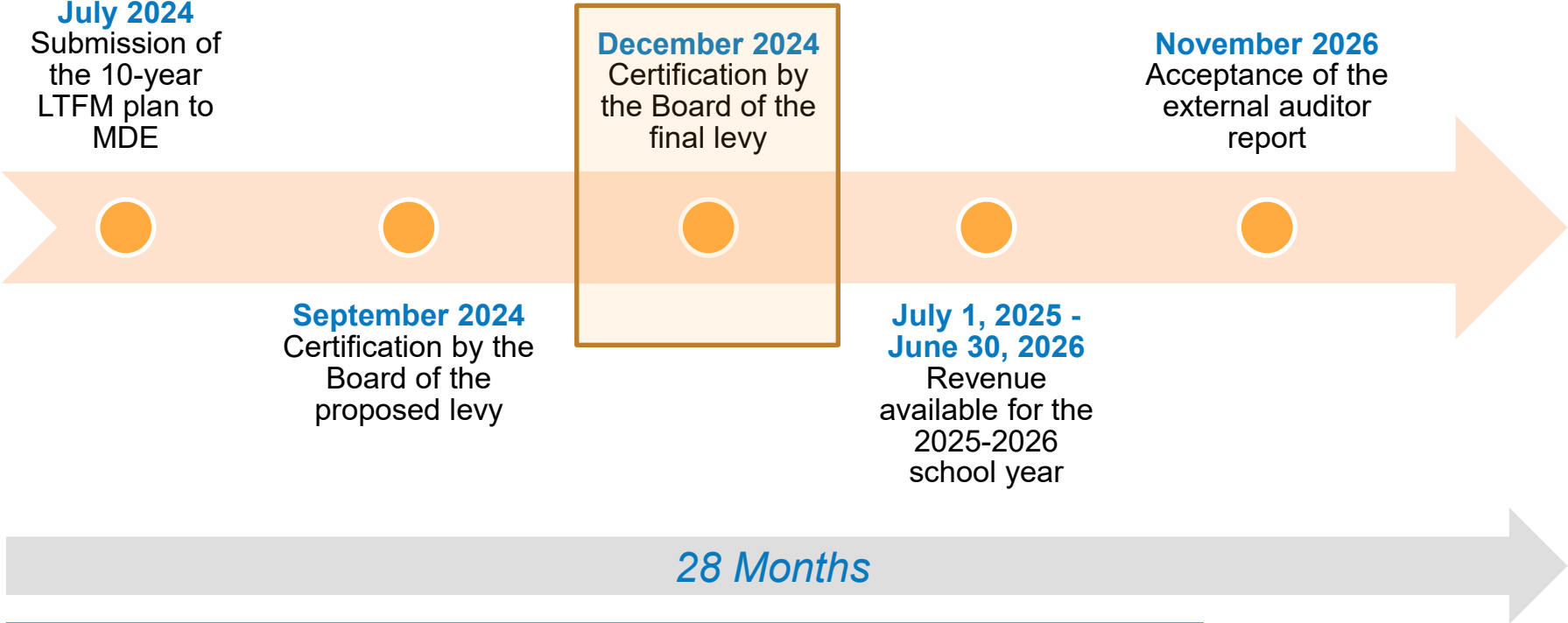
2024-2025 Original Budget

Fund	Beginning Fund Balance	Change Revenue Over/(Under) Expenses	Ending Fund Balance
01 – General	\$70,319,254	(\$6,708,352)	\$63,610,902
02 – Food Service	\$8,680,417	(\$218,863)	\$8,461,554
04 – Community Service	\$4,060,712	(\$654,913)	\$3,405,799
06 – Construction	\$40,645,774	(\$33,909,469)	\$6,736,305
07 – Debt Service	\$5,761,581	(\$1,920,267)	\$3,841,314
08 – FSA/HRA Trust	\$11,162,877	(\$443,000)	\$10,719,877
18 – Custodial	\$1,500	(\$1,500)	\$0
20, 25, 29 – Internal Service	\$2,393,663	\$1,927,983	\$4,321,646
45 – OPEB Trust	\$20,298,930	\$470,800	\$20,769,730
TOTAL	\$163,324,708	(\$41,457,581)	\$121,867,127

School District Property Tax Cycle



School District Property Tax Cycle



What is the property tax levy?

The property tax levy provides revenue for the:

- **General Fund**
 - General operations and certain targeted programs
- **Community Education Fund**
 - Early childhood and adult programming
- **Debt Service Fund**
 - Principal and interest payments on borrowed money

Who determines the amount the District can levy?

The State Legislature enacts the laws and MDE calculates the maximum amounts that school boards may approve.

School boards may seek, and voters may approve through an election, amounts above the maximum levy.

- **Operating Referendum**
 - General operations
- **Building Bond Referendum**
 - New facilities
- **Capital Projects Referendum**
 - Technology

Who pays the property taxes?

The District's property tax levy is spread across all homeowners, apartment owners, farmers, and businesses located within the boundaries of the District based on the assessed value of the property being taxed.

The Assessors in Olmsted and Wabasha Counties set the market value of the properties being taxed in the District.

What has changed since September?

- Successful referendum that increases the operating levy by \$1,133 per pupil unit
- Yes = 39,837, No = 30,058
- Approximately \$20 million of additional revenue will be available to support current district programs

Proposed Property Tax Levy Summary by Fund

Dollars in Millions

Fund	Certified Pay 2024	Proposed Pay 2025	Increase/ (Decrease) \$	Increase/ (Decrease)%
General	\$48.0	\$68.0	\$20.0	41.4%
Community Service	\$3.9	\$4.4	\$0.5	15.2%
Debt Service	\$24.4	\$26.4	\$2.0	8.4%
Total	\$76.3	\$98.8	\$22.5	29.5%

Proposed Property Tax Levy Detail by Fund

General Fund (01)				
Purpose	Payable 2024	Payable 2025	\$ Change	% Change
Voter Approved 2024 Referendum	\$ -	\$ 20,363,409	\$ 20,363,409	
Voter Approved 2015 Referendum	\$ 18,369,998	\$ 17,584,540	\$ (785,458)	-4.3%
Local Optional	\$ 13,292,137	\$ 13,422,336	\$ 130,199	1.0%
Long Term Facilities Maintenance Pay As You Go	\$ 5,662,189	\$ 6,457,181	\$ 794,992	14.0%
Operating Capital	\$ 2,542,167	\$ 2,672,310	\$ 130,144	5.1%
Leases	\$ 2,489,506	\$ 2,626,154	\$ 136,648	5.5%
Equity	\$ 2,275,974	\$ 1,342,790	\$ (933,184)	-41.0%
Career & Technical Education	\$ 1,077,611	\$ 1,061,747	\$ (15,864)	-1.5%
Achievement & Integration	\$ 1,017,872	\$ 887,700	\$ (130,172)	-12.8%
Safe Schools	\$ 637,321	\$ 643,242	\$ 5,921	0.9%
Transition	\$ 479,854	\$ 466,901	\$ (12,953)	-2.7%
Property Tax Abatements	\$ 51,593	\$ 254,063	\$ 202,470	392.4%
Other Post Employment Benefits	\$ 189,414	\$ 134,881	\$ (54,533)	-28.8%
Unemployment Insurance	\$ (42,028)	\$ 46,737	\$ 88,765	-211.2%
Other Adjustment	\$ -	\$ (9,771)	\$ (9,771)	
General Fund Levy Total	\$ 48,043,606	\$ 67,954,219	\$ 19,910,614	41.4%

Proposed Property Tax Levy Detail by Fund

Community Services Fund (02)				
Purpose	Payable 2024	Payable 2025	\$ Change	% Change
School Age Child Care	\$ 2,359,318	\$ 2,868,629	\$ 595,565	25.2%
General Community Ed	\$ 979,954	\$ 903,650	\$ (76,305)	-7.8%
Early Childhood Family Education	\$ 496,867	\$ 546,792	\$ 49,924	10.0%
Adults with Disabilities	\$ 15,679	\$ 100,776	\$ (1,157)	-7.4%
Property Tax Abatements	\$ 1,871	\$ 21,874	\$ 20,003	1068.9%
Home Visiting	\$ 21,050	\$ 21,675	\$ 626	
Community Services Fund Levy Total	\$ 3,874,740	\$ 4,463,396	\$ 588,656	15.2%
Debt Service Fund (07)				
Purpose	Payable 2024	Payable 2025	\$ Change	% Change
Board Approved Debt	\$ 11,680,079	\$ 14,197,802	\$ 2,517,723	21.6%
Voter Approved Debt	\$ 12,750,494	\$ 12,277,675	\$ (472,819)	-3.7%
Debt Service Fund Levy Total	\$ 24,430,573	\$ 26,475,477	\$ 2,044,904	8.4%

Impact of Property Valuations

Two houses were each valued at \$200,000 last year

If the School District's levy were \$500, each house paid the same portion of the levy

\$200,000
(50% of combined values)



\$200,000
(50% of combined values)



Impact of Property Valuations

Next year both houses go up in value, with one going up less than the other

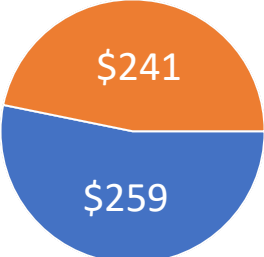
School District sets the same levy at \$500

One house gets a decrease, and one gets an increase

\$210,000
(48% of combined values)



\$225,000
(52% of combined values)



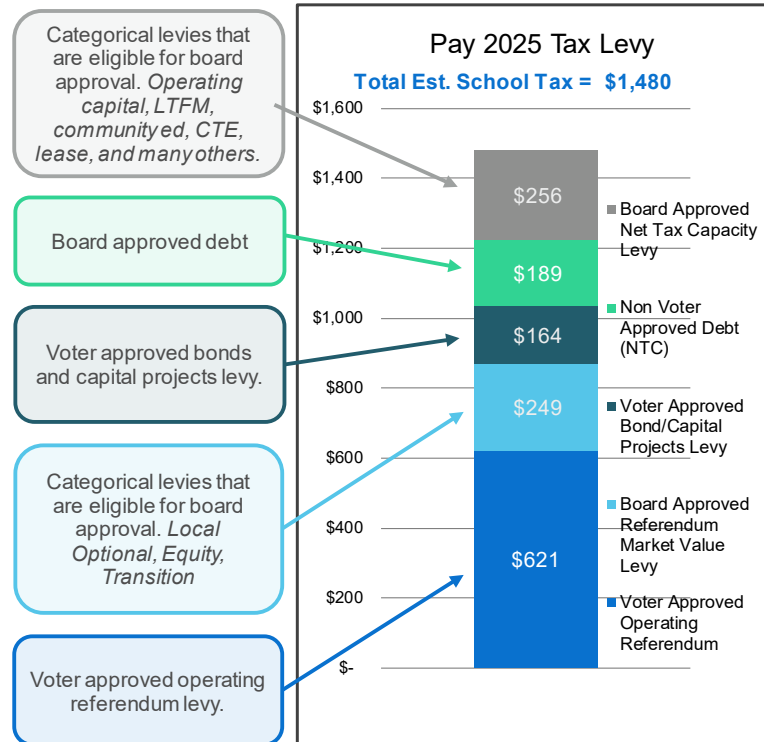
Estimated Tax Impacts

Types of Property	Pay 2024 Value	Pay 2025 Est. Value	Pay 2024	Pay 2025	\$ Change	% Change
Residential Homestead (Value Increase 3%)	\$194,200	\$200,000	\$624	\$809	\$186	29.73%
	242,700	250,000	796	1,033	237	29.80%
	291,300	300,000	968	1,256	288	29.79%
	339,800	350,000	1,140	1,480	340	29.84%
	388,300	400,000	1,312	1,703	392	29.87%
	485,400	500,000	1,645	2,150	506	30.75%
	582,500	600,000	2,009	2,629	620	30.87%
Commercial / Industrial** (Value Increase 3%)	\$97,100	\$100,000	\$413	\$522	\$109	26.43%
	242,700	250,000	1,111	1,395	284	25.56%
	485,400	500,000	2,351	2,926	575	24.47%
	970,900	1,000,000	4,831	5,988	1,157	23.95%
Agricultural Non-Homestead (Value Increase 3.2%)	\$3,900	\$4,000	\$3.97	\$4.32	\$0.35	8.83%
	4,800	5,000	4.89	5.41	0.52	10.53%
	5,800	6,000	5.91	6.49	0.58	9.77%
	6,800	7,000	6.93	7.57	0.64	9.23%

Residential Homestead Levies

Estimated Total School Taxes

Home Value = \$350,000



Taxpayer Resources

- [Olmsted County](#)
- [Minnesota Homestead Property Tax Refund](#)
- [Senior Citizen Property Tax Deferral](#)
- [Market Value Exclusion for Veterans with a Disability](#)
- [Special Homestead Classification for Property Owners who are Blind or Disabled](#)
- [Property Tax Deferral for Ag and Rural Vacant Land \(Green Acres and Rural Preserve\)](#)

Levy Certification Timeline

- **September 6:** First run of certified levy report provided by MDE
- **September 10:** Presentation to the Board – Prep for Action
- **September 24:** Approval of proposed 2025 Property Taxes Payable Levy
- **September 30:** Final day to submit Board Approval of Proposed 2025 Property Taxes Payable Levy to Olmsted and Wabasha Counties
- **December 17:** Annual Truth in Taxation (TNT) Public Hearing and certification of final 2025 Property Taxes Payable Levy