

ACE Inspire Academy

PUBLIC HEARING

January 15, 2026



Grow. Everyone. Every Day.
Crecer. Todos. Cada Día.



ACE Inspire Academy

MISSION

ACE Charter Schools ensures students who are struggling gain the skills and will to succeed in college and beyond.

PARTNERS with San José Unified School District

We specialize in servicing students who are having trouble developing relationships in their current school. They come to ACE because of our ***SMALL School Feel and Personalized Relationships.***

ACE Core Values — Grow Everyone Everyday




BELIEF

We believe every student has the boundless capacity to thrive



RESPONSIBILITY

We take responsibility for student success



GROWTH

We celebrate growth



RELATIONSHIPS

We believe strong relationships lead to student success

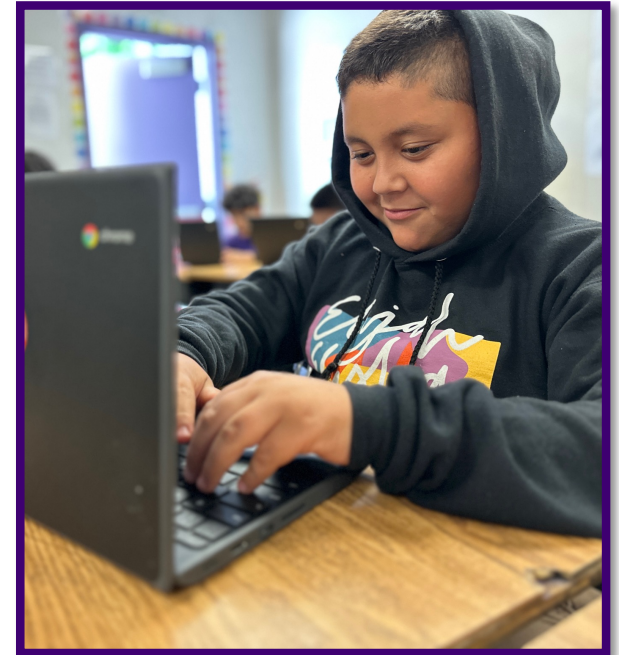
What Makes Us Unique



Our Mission Drives the Students We Serve

We work with students who have had difficulty in a traditional school setting

- They may have had difficulty connecting with teachers and support staff
- They may have behavioral challenges
- They have academic shortcomings
- They may need a smaller school setting



Student Demographics

SUPPORT OUR MISSION

| Student Subgroup | ACE Inspire |
|---------------------------------|-------------|
| Socioeconomically Disadvantaged | 90% |
| English Learners | 60% |
| Special Education | 16% |
| American Indian | 0% |
| Asian | 1.3% |
| Black or African American | 0% |
| Filipino | 1.3% |
| Hispanic | 96.1% |
| Pacific Islander | 0% |
| White | 0% |
| Two or More Races | 1.3% |
| None Reported | 0% |



CALPADS Uncertified Fall 1 Census Day Data

Our 2025–2026 Priorities

Focusing on Multi-Tiered System of Support

- Focus on strengthening Tier I academic program
- Whole-child approach, leveraging relationships with students & families

Implementing a Data-Driven Culture

- Teacher PDs using data to inform their lesson planning & target student needs

Supporting Multilingual Learners

- Leveraging the success of GLAD professional development
- Integrating language instruction strategies across departments

Focusing on improving student and parent relationships

- Increased trust and a sense of a safer school environment
- Restorative justice practices have led to an improved school culture.

Trust, Community, and Leadership

CREATES AUTHENTIC FAMILY ENGAGEMENT AT ACE

At ACE, family engagement is crucial for fostering student success and developing a college-ready mindset. The approach is built around three key components:

TRUST

Getting Our Foot in the Door:

ACE builds trust with families by engaging them within their communities. This includes outreach efforts at local supermarkets, parks, churches, and community events, as well as through home visits and school tours.

COMMUNITY

Families Stay Long Enough for the Program to Work:

After gaining trust, ACE continues to build strong relationships with families, ensuring they feel a sense of belonging and optimism. This includes activities like new student welcomes, weekly school-wide celebrations, and regular meetings such as Cafecito with the Principal and monthly PLT meetings.

LEADERSHIP

Parents Grow to Become Leaders: As trust and community are established, parents are encouraged to take on leadership roles within the ACE community. They participate in the hiring process, help plan school events, and represent ACE during audits and meetings with political representatives. By sharing their experiences, they connect more families to ACE, ensuring that the cycle of trust, community, and leadership continues.


Student Data for SY 25–26

Suspension: **2.8%** Expulsion: **0%**



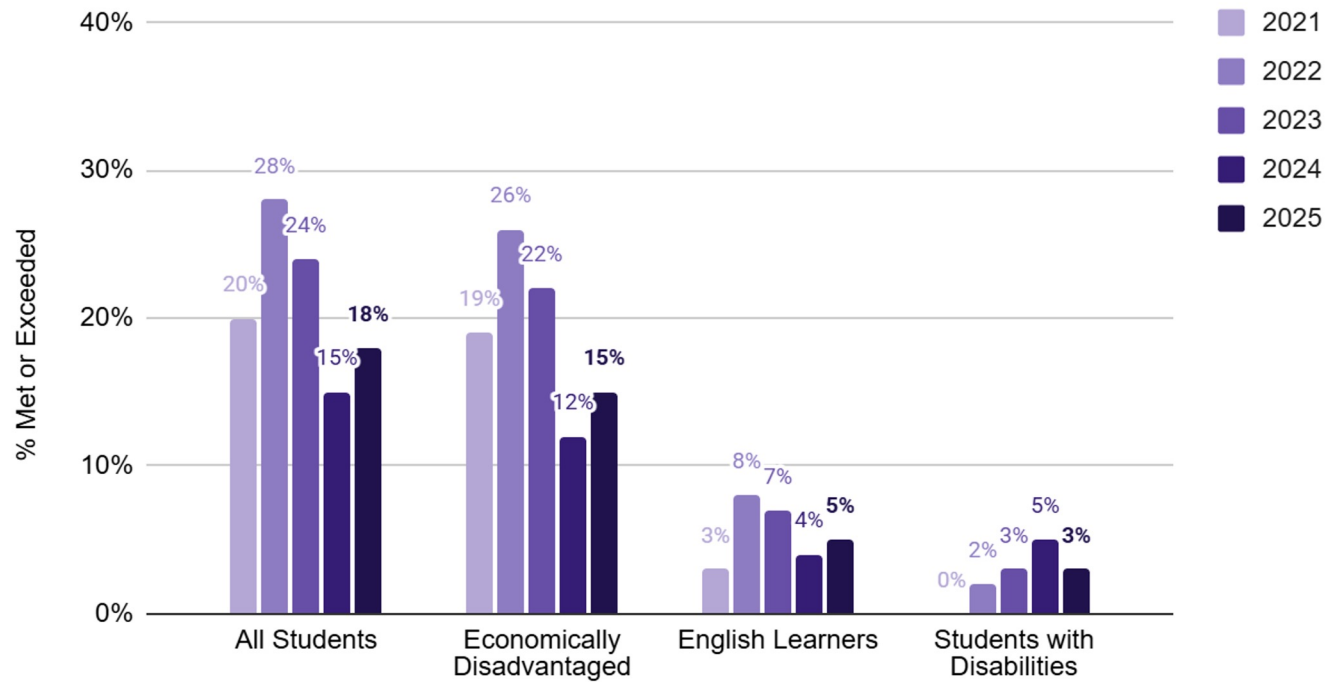
Attendance has improved since the pandemic: **92.5%**

Chronic absenteeism: **22%**



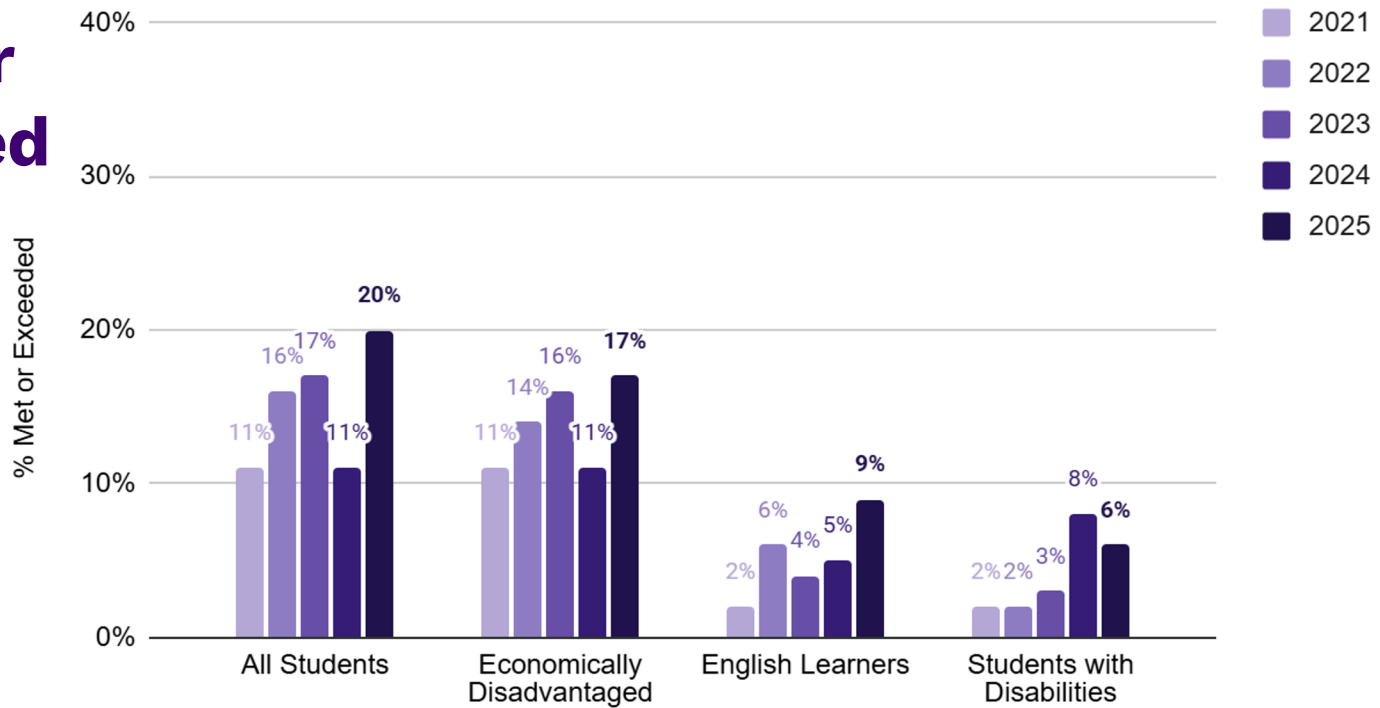
English Language Arts

Smarter Balanced ELA



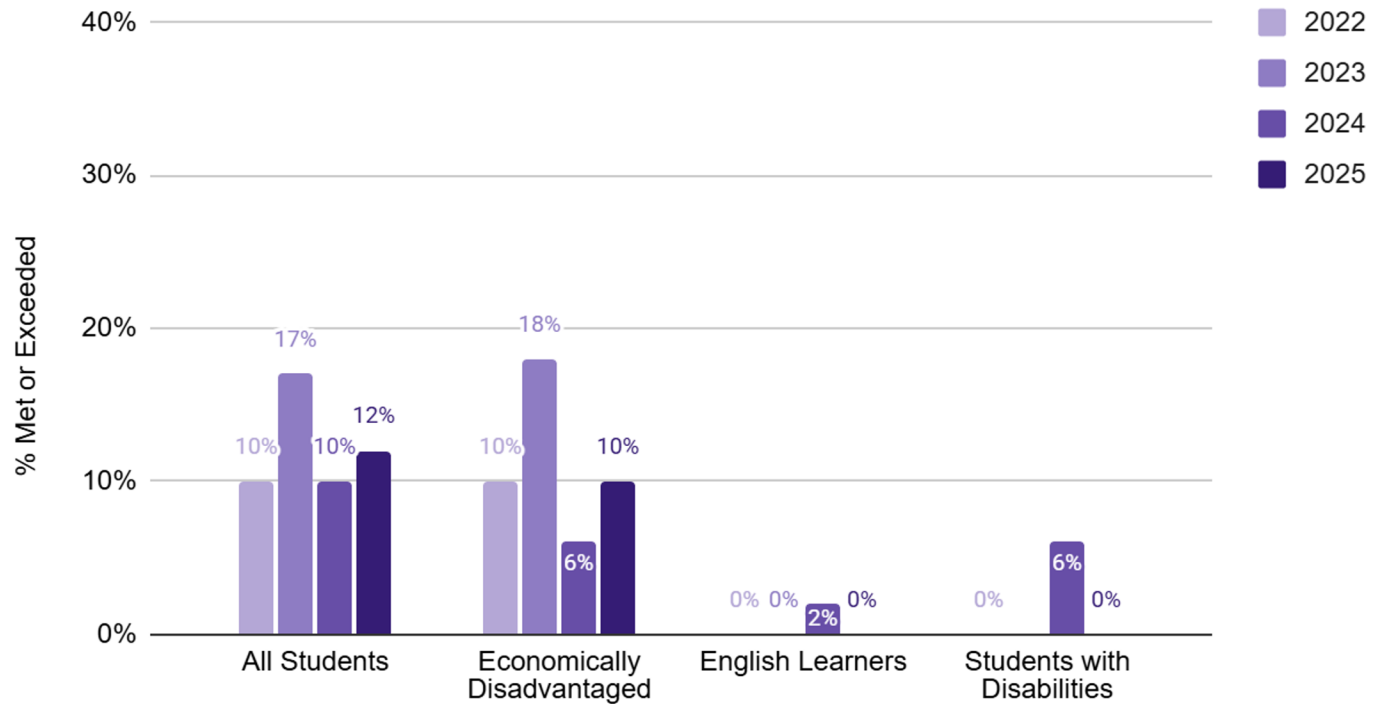
Mathematics

Smarter Balanced Math



Science

CA Science Test (CAST)



Growth on Star Assessments *by Renaissance*

| Growth Category | Star Assessment | 23-24 | 24-25 |
|-----------------------------|-----------------|-------|-------|
| Exceeding | Reading | 31% | 22% |
| | Math | 24% | 26% |
| Meeting or Exceeding | Reading | 57% | 46% |
| | Math | 47% | 46% |

ACE Inspire Academy

