

**Dawson County
Secondary Schools 6-12**

Our FY22 Story

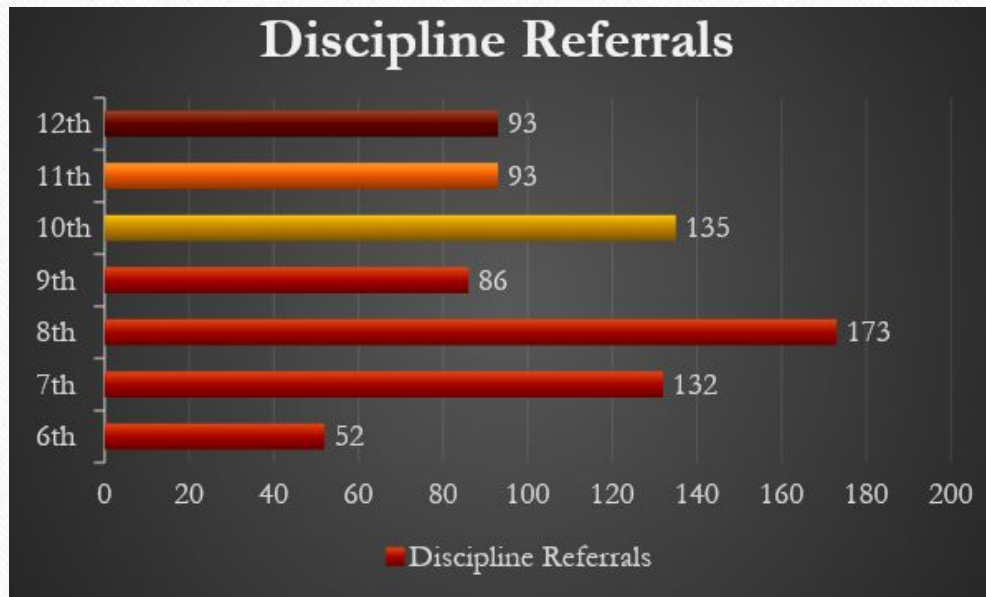
Who we were in 2021-2022

Student Demographics

	Middle	Junior	High
Total Enrollment	576	607	800
Male	285	304	423
Female	291	303	377
Gifted	44 (8%)	56 (9%)	62 (8%)
IEP	103 (18%)	93 (15%)	109 (14%)
EL	23 (4%)	19 (3%)	17 (2%)
Free/Reduced*	253 (44%)	295 (47%)	256 (32%)

Who we were in 2021-2022

Student Behavior by Grade



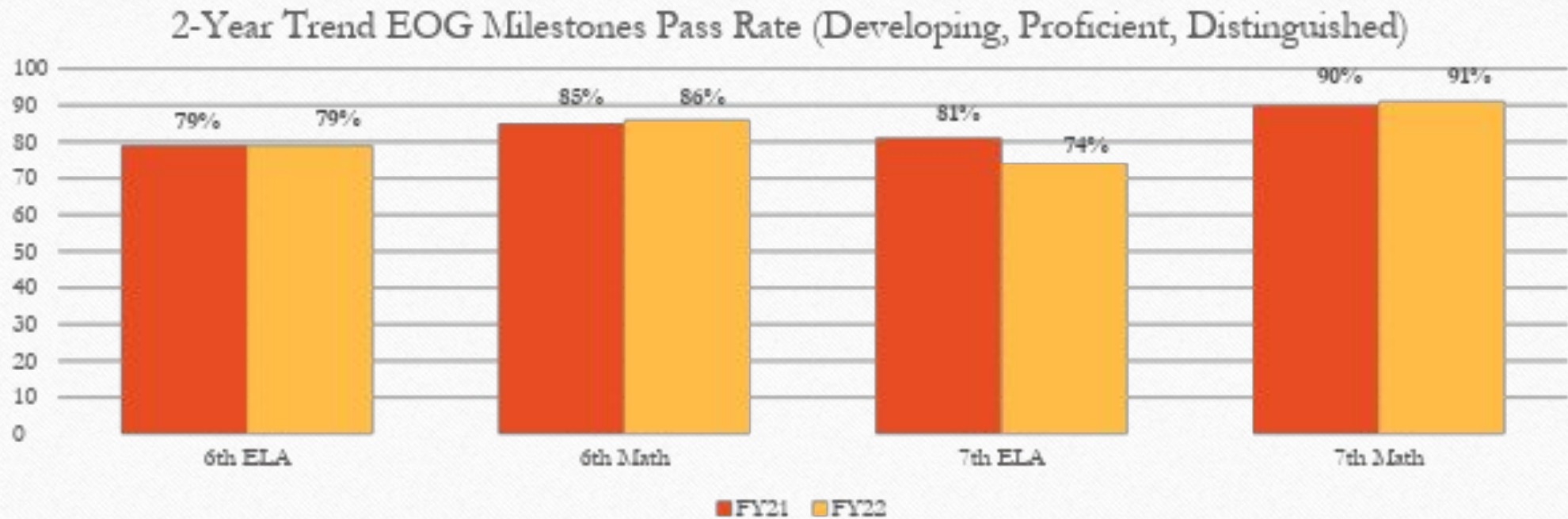
Student Discipline/Attendance

	FY21	FY22
Office Referrals	824	764
Tribunal/Waivers/ Admin Placement	26	23
Unexcused days 15>	343	304

FY21 & FY22
GA Milestone Trend Data

Dawson County
Secondary Schools 6th-12th

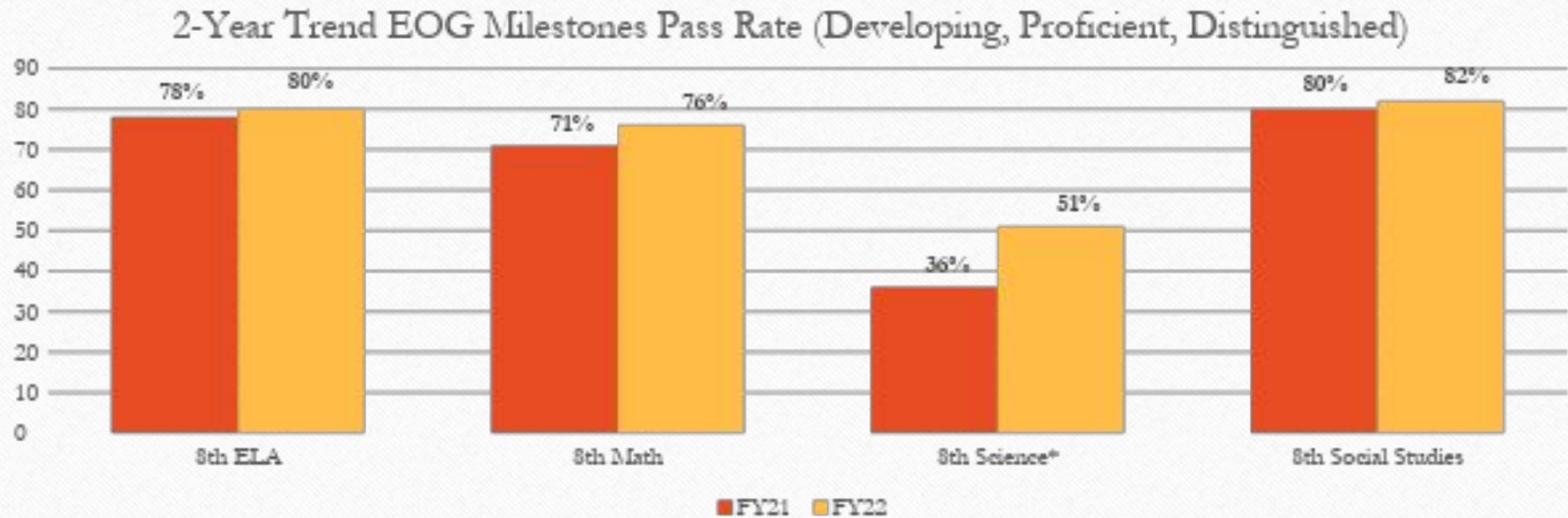
Dawson County Middle School



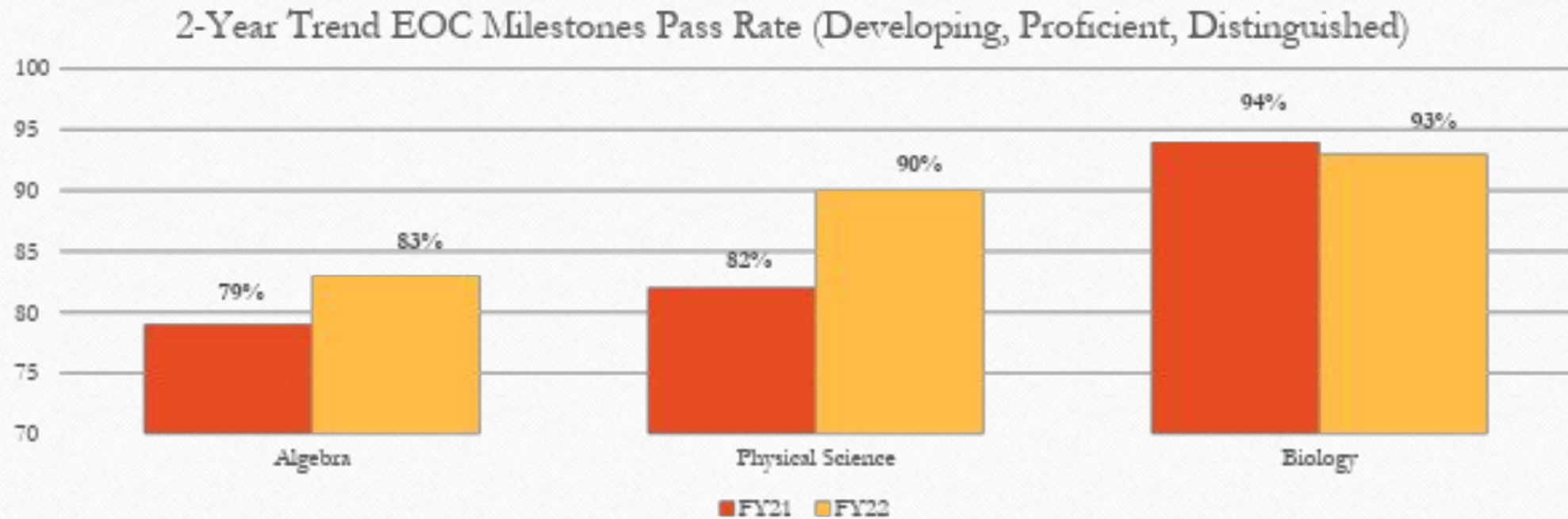
A Closer Look – Proficient and Distinguished

	FY21	FY22	Trend
6 th ELA	47%	47%	Same
6 th Math	37%	43%	Up 6
7 th ELA	46%	43%	Down 3
7 th Math	54%	51%	Down 3

Dawson County Junior High



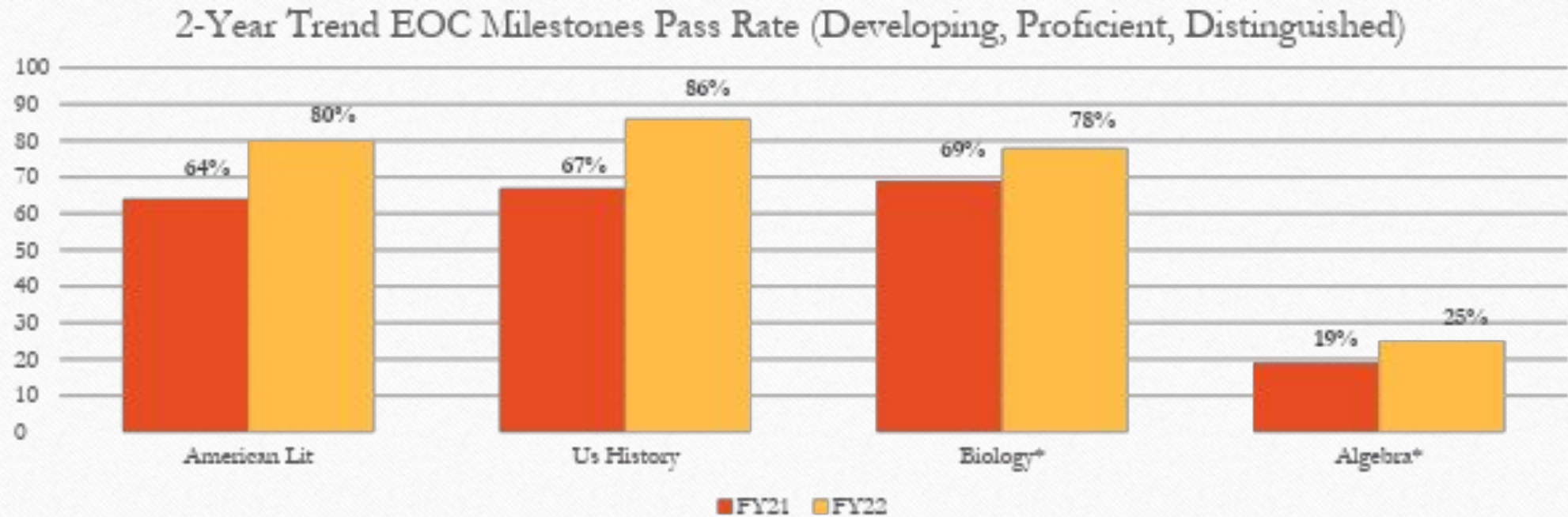
Dawson County Junior High



A Closer Look – Proficient and Distinguished

	FY21	FY22	Trend
8 th ELA	41%	42%	Up 1
8 th Math	27%	34%	Up 7
8 th Social Studies	40%	50%	Up 10
8 th Science*	9%	23%	Up 14
8 th Physical Science	49%	55%	Up 6
Algebra	37%	51%	Up 14
Biology	75%	80%	Up 5

Dawson County High School



A Closer Look – Proficient and Distinguished

	FY21	FY22	Trend
American Literature	32%	46%	Up 14
US History	38%	55%	Up 17
Biology*	40%	48%	Up 8
Algebra*	0%	0%	Same

Reading Lexile- Grade Level Averages

	FY21	FY22	Lexile Bands
American Literature	1213	1329	1185L – 1385L
8 th Grade	1146	1154	1010L – 1185L
7 th Grade	1153	1130	970L – 1120L
6 th Grade	1019	1013	925L – 1070L

College Readiness and Career Pathways

College Readiness

	FY 21	FY 22
(AP)Advanced Placement	142	178
(DE)Dual Enrollment	177	230
SAT	1053	Pending
ACT	20.9	21.3

Career Pathways

	FY 21	FY 22
End of Pathway Completers	132	171
Credentials Earned	103	136
Mock Interviews	76	165
Work-Based Learning	32,000 hours / \$200,000	38,000 hours / \$290,000

Thank you!

Questions?