

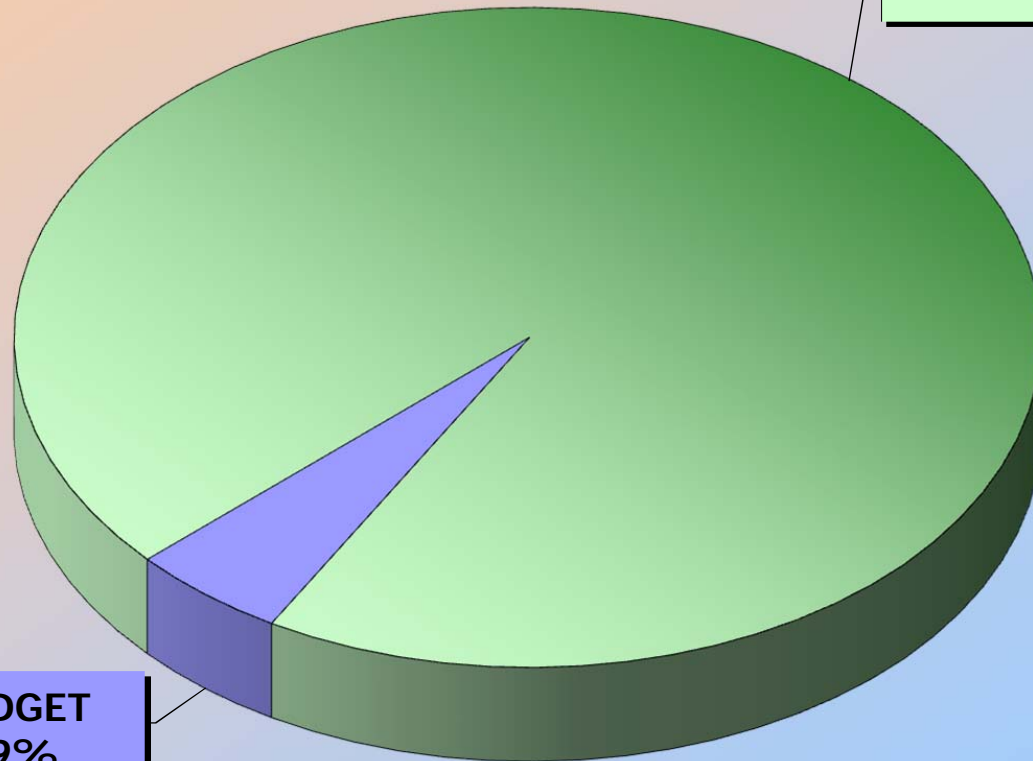
DEKALB COUNTY BOARD OF EDUCATION
FY2022 GENERAL FUND (ROLLUP)
STATEMENT OF REVENUE & EXPENDITURES
6/30/2022
(UNAUDITED)

Description	ORIGINAL BUDGET	AMENDED BUDGET	CURRENT MONTH	REV/EXP YTD	ENCUMBRANCE	TOTAL REV/EXP YTD	REMAINING BALANCE	% of REMAINING BUDGET
LOCAL REVENUES	682,878,667	682,980,802	8,421,309	703,355,699	0	703,355,699	(20,374,897)	-2.98%
INTEREST	90,000	90,000	125,074	348,504	0	348,504	(258,504)	-287.23%
STATE SOURCES	494,723,111	537,945,678	53,241,681	527,374,640	0	527,374,640	10,571,038	1.97%
TRANSFERS AND OTHER LOCAL	1,448,256	1,448,256	5	129,053	0	129,053	1,319,203	91.09%
Total Revenue	1,179,140,034	1,222,464,736	61,788,070	1,231,207,895	0	1,231,207,895	(8,743,160)	-0.72%
INSTRUCTION	755,802,652	755,484,736	68,227,141	738,385,645	955,396	739,341,041	16,143,695	2.14%
PUPIL SERVICES	74,810,198	75,396,269	6,324,494	66,641,655	357,465	66,999,120	8,397,149	11.14%
IMPROVEMENT OF INSTRUCTIONAL SERVICES	14,510,372	12,818,107	1,076,889	12,332,679	178,456	12,511,135	306,972	2.39%
INSTRUCTIONAL STAFF TRAINING	370,176	405,027	23,285	38,494	4,352	42,847	362,180	89.42%
EDUCATIONAL MEDIA SERVICES	16,938,019	16,951,116	1,100,652	13,372,778	33,314	13,406,092	3,545,025	20.91%
GENERAL ADMINISTRATION	40,414,766	40,464,450	1,722,715	38,350,510	336,569	38,687,078	1,777,372	4.39%
SCHOOL ADMINISTRATION	74,300,676	74,278,216	6,322,044	73,228,162	0	73,228,162	1,050,054	1.41%
SUPPORT SERVICES - BUSINESS	13,871,133	15,468,692	1,860,856	12,706,080	646,488	13,352,568	2,116,124	13.68%
MAINTENANCE AND OPERATION OF PLANT SERVICES	118,562,801	119,858,300	10,103,784	103,535,128	6,680,231	110,215,359	9,642,941	8.05%
STUDENT TRANSPORTATION SERVICE	58,885,519	58,207,988	5,251,620	56,851,264	2,116,101	58,967,365	(759,377)	-1.30%
SUPPORT SERVICES - CENTRAL	24,663,089	25,849,047	2,447,854	22,382,207	221,158	22,603,365	3,245,681	12.56%
OTHER SUPPORT SERVICES	1,258,491	1,267,665	31,554	1,207,979	0	1,207,979	59,686	4.71%
SCHOOL NUTRITION PROGRAM	335,000	335,000	0	0	0	0	335,000	100.00%
TRANSFERS & OTHER OUTLAYS	1,506,787	1,506,787	0	0	0	0	1,506,787	100.00%
DEBT SERVICE	0	0	0	0	0	0	0	NA
Total Expenditures	1,196,229,680	1,198,291,400	104,492,888	1,139,032,582	11,529,530	1,150,562,112	47,729,288	3.98%
Revenues OVER/UNDER Expenditures	(17,089,647)	24,173,335	(42,704,819)	92,175,314		80,645,783		
BEGINNING BALANCE				184,818,811		184,818,811		
ENDING BALANCE				276,994,125		265,464,594		

**FY2022
DeKalb County School District
YTD Expense Budget vs Actual**

**TOTAL GENERAL OPERATIONS BUDGET
\$1,198,291,400**

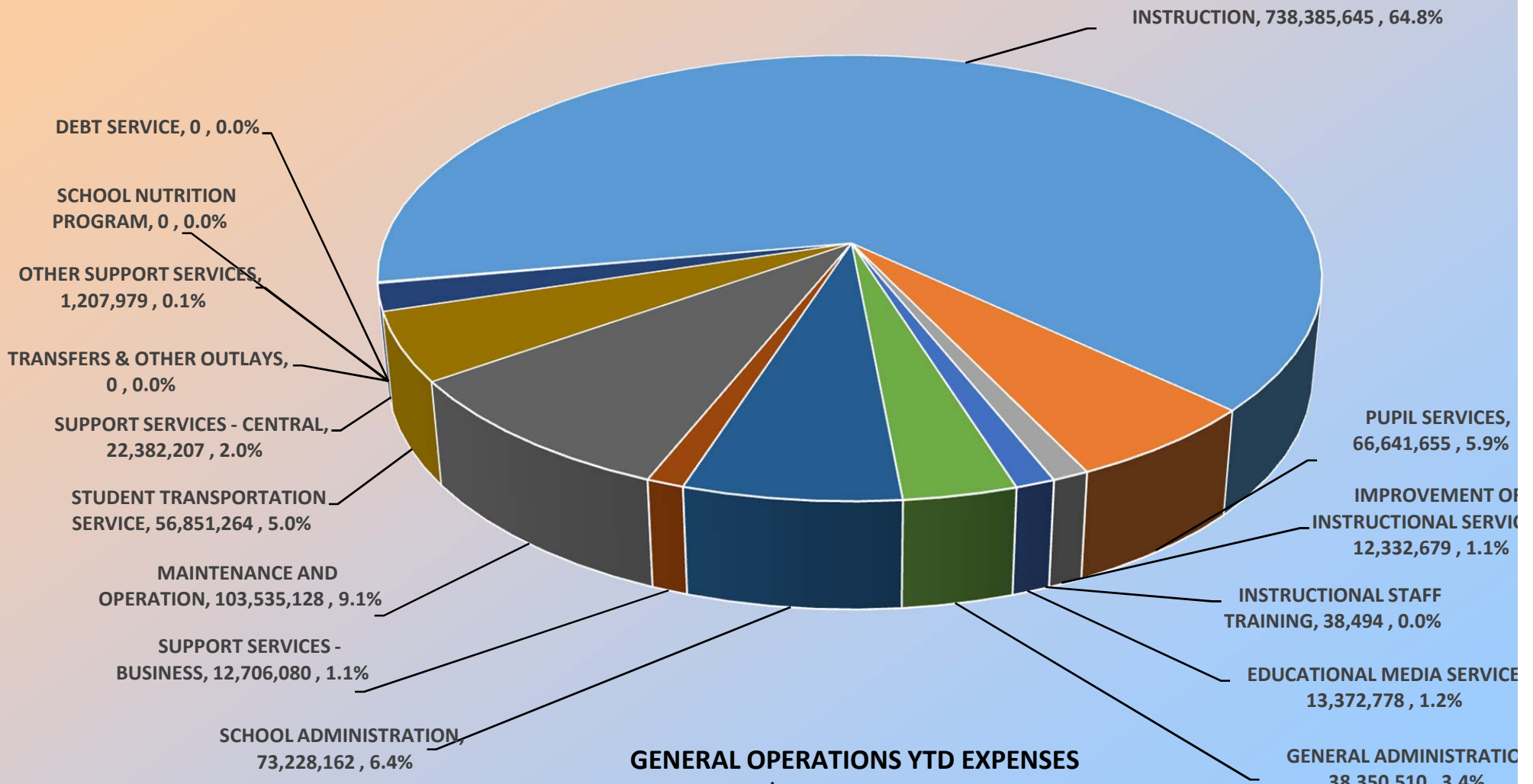
**YTD EXPENSE
\$1,139,032,582 95.1%**



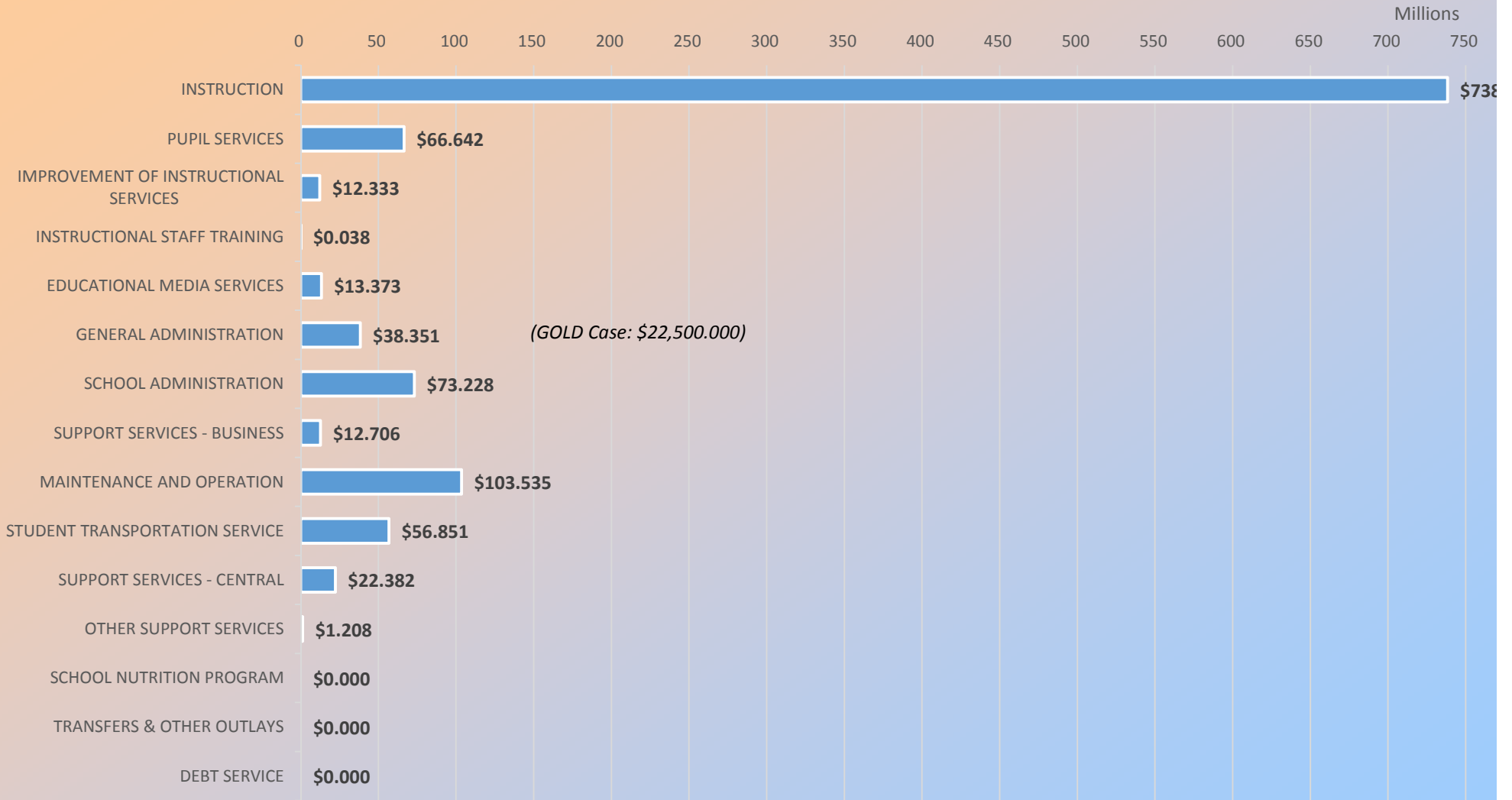
**UNEXPENDED BUDGET
\$59,258,818 4.9%**

UNEXPENDED BUDGET YTD EXPENSE

FY2022 DeKalb County School District YTD Expense Actuals by Function



FY2022 DeKalb County School District YTD Expense Actuals by Function



**GENERAL OPERATIONS YTD EXPENSES
\$1,139,032,582**

FY2022 DCSD General Fund YTD REVENUE Budget vs Collections



(LOCAL & OTHER) Budgeted: \$684,519,058 Actual: \$703,833,256 102.82%
 (STATE) Budgeted: \$537,945,678 Actual: \$527,374,640 98.03%
 TOTAL Budgeted: \$1,222,464,736 Actual: \$1,231,207,895 100.72%

DEKALB COUNTY BOARD OF EDUCATION
FY2022 SPECIAL REVENUE (ROLLUP)
STATEMENT OF REVENUE & EXPENDITURES
6/30/2022
(UNAUDITED)

Description	ORIGINAL BUDGET	AMENDED BUDGET	CURRENT MONTH	REV/EXP YTD	ENCUMBRANCE	TOTAL REV/EXP YTD	REMAINING BALANCE	% of REMAINING BUDGET
LOCAL REVENUES	32,254,259	32,646,910	2,916,631	34,838,660	0	34,838,660	(2,191,750)	-6.71%
INTEREST	0	0	252	670	0	670	(670)	
STATE SOURCES	15,658,945	16,209,442	214,339	14,576,004	0	14,576,004	1,633,438	10.08%
FEDERAL SOURCES	421,081,229	596,653,418	6,842,256	218,031,599	0	218,031,599	378,621,819	63.46%
TRANSFERS AND OTHER LOCAL	934,708	934,708	90,564	521,134	0	521,134	413,574	44.25%
Total Revenue	469,929,141	646,444,478	10,064,041	267,968,067	0	267,968,067	378,476,411	58.55%
INSTRUCTION	140,679,621	256,096,663	10,371,552	142,743,555	16,670,916	159,414,471	96,682,193	37.75%
PUPIL SERVICES	35,566,098	28,757,102	1,495,354	17,812,098	1,851,028	19,663,126	9,093,976	31.62%
IMPROVEMENT OF INSTRUCTIONAL SERVICES	29,294,459	2,030,829	298,124	5,144,403	245,098	5,389,501	(3,358,672)	-165.38%
INSTRUCTIONAL STAFF TRAINING	52,358,514	35,722,082	2,254,053	19,360,600	669,329	20,029,929	15,692,152	43.93%
EDUCATIONAL MEDIA SERVICES	2,956,710	6,140,516	7,339	120,565	73,947	194,512	5,946,004	96.83%
FEDERAL GRANT ADMINISTRATION	(790,758)	8,434,158	313,479	3,952,793	35,574	3,988,367	4,445,790	52.71%
GENERAL ADMINISTRATION	53,428,549	74,902,197	246,031	6,964,839	134,740	7,099,579	67,802,618	90.52%
SCHOOL ADMINISTRATION	27,932,344	3,930,299	471,296	5,695,246	0	5,695,246	(1,764,947)	-44.91%
SUPPORT SERVICES - BUSINESS	26,206,873	254,228	61,291	136,277	14,187	150,464	103,765	40.82%
MAINTENANCE AND OPERATION OF PLANT SERVICES	75,119,390	64,312,338	1,737,213	12,345,152	859,165	13,204,318	51,108,021	79.47%
STUDENT TRANSPORTATION SERVICE	28,330,625	3,529,380	11,653	4,933,012	39,170	4,972,182	(1,442,802)	-40.88%
SUPPORT SERVICES - CENTRAL	81,085,427	4,325,393	(84,013)	11,772,453	4,054,743	15,827,197	(11,501,804)	-265.91%
OTHER SUPPORT SERVICES	316,922	2,890,548	59,813	978,814	2,955	981,769	1,908,779	66.04%
SCHOOL NUTRITION PROGRAM	52,933,840	22,094,240	0	3,567,239	0	3,567,239	18,527,001	83.85%
ENTERPRISE OPERATIONS	1,567,313	1,806,083	155,092	2,130,745	321,215	2,451,960	(645,877)	-35.76%
COMMUNITY SERVICES OPERATIONS	0	0	0	0	0	0	0	
FACILITIES ACQUISITION AND CONSTRUCTION SERVICES	41,102,643	115,000,000	0	61,637	0	61,637	114,938,363	99.95%
TRANSFERS & OTHER OUTLAYS	21,976,177	21,984,747	1,638,877	21,502,765	0	21,502,765	481,982	2.19%
Total Expenditures	670,064,747	652,210,803	19,037,155	259,222,196	24,972,067	284,194,263	368,016,540	56.43%
Revenues OVER/UNDER Expenditures	(200,135,606)	(5,766,325)	(8,973,114)	8,745,871		(16,226,196)	10,459,871	
BEGINNING BALANCE				562,660		562,660		
ENDING BALANCE				9,308,531		(15,663,536)		

DEKALB COUNTY BOARD OF EDUCATION
FY2022 DEBT SERVICE (ROLLUP)
STATEMENT OF REVENUE & EXPENDITURES
6/30/2022
(UNAUDITED)

Description	ORIGINAL BUDGET	AMENDED BUDGET	CURRENT MONTH	REV/EXP YTD	ENCUMBRANCE	TOTAL REV/EXP YTD	REMAINING BALANCE	% of REMAINING BUDGET
INTEREST	0	0	0	0	0	0	0	NA
TRANSFERS AND OTHER LOCAL	42,240,542	42,240,542	0	39,288,900	0	39,288,900	2,951,642	6.99%
Total Revenue	42,240,542	42,240,542	0	39,288,900	0	39,288,900	2,951,642	6.99%
TRANSFERS & OTHER OUTLAYS	0	0	0	0	0	0	0	NA
DEBT SERVICE	42,240,542	42,240,542	0	39,288,900	0	39,288,900	2,951,642	6.99%
Total Expenditures	42,240,542	42,240,542	0	39,288,900	0	39,288,900	2,951,642	6.99%
Revenues OVER/UNDER Expenditures	0	0	0	0		0	0	
BEGINNING BALANCE				47,605		47,605		
ENDING BALANCE				47,605		47,605		

DEKALB COUNTY BOARD OF EDUCATION
FY2022 CAPITAL PROJECTS (ROLLUP)
STATEMENT OF REVENUE & EXPENDITURES
6/30/2022
(UNAUDITED)

Description	ORIGINAL BUDGET	AMENDED BUDGET	CURRENT MONTH	REV/EXP YTD	ENCUMBRANCE	TOTAL REV/EXP YTD	REMAINING BALANCE	% of REMAINING BUDGET
LOCAL REVENUES	120,000,000	120,025,698	12,677,524	133,887,902	0	133,887,902	(13,862,204)	-11.55%
INTEREST	2,050,000	2,050,000	7,171	30,302	0	30,302	2,019,698	98.52%
STATE SOURCES	0	0	1,042,486	3,616,741	0	3,616,741	(3,616,741)	NA
TRANSFERS AND OTHER LOCAL	0	0	0	67,616	0	67,616	(67,616)	NA
Total Revenue	122,050,000	122,075,698	13,727,181	137,602,561	0	137,602,561	(15,526,863)	-12.72%
INSTRUCTION	0	5,000	61,755	867,040	2,173,052	3,040,091	(3,035,091)	-60701.82%
MAINTENANCE AND OPERATION OF PLANT SERVICES	45,882	1,200,000	0	51,344	0	51,344	1,148,657	95.72%
STUDENT TRANSPORTATION SERVICE	1,000,000	1,000,000	0	0	0	0	1,000,000	100.00%
FACILITIES ACQUISITION AND CONSTRUCTION SERVICES	104,129,234	104,592,489	3,157,108	41,193,806	2,252,170	43,445,976	61,146,513	58.46%
TRANSFERS & OTHER OUTLAYS	42,240,542	42,240,542	0	39,356,516	0	39,356,516	2,884,026	6.83%
DEBT SERVICE	0	0	0	2,677,557	0	2,677,557	(2,677,557)	NA
Total Expenditures	147,415,658	149,038,031	3,218,863	84,146,263	4,425,221	88,571,484	60,466,547	40.57%
Revenues OVER/UNDER Expenditures	(25,365,658)	(26,962,333)	10,508,318	53,456,298		49,031,077	(75,993,410)	
BEGINNING BALANCE				331,536,217		331,536,217		
ENDING BALANCE				384,992,515		380,567,294		

DEKALB COUNTY BOARD OF EDUCATION
FY2022 SCHOOL NUTRITION (ROLLUP)
STATEMENT OF REVENUE & EXPENDITURES
6/30/2022
(UNAUDITED)

Description	ORIGINAL BUDGET	AMENDED BUDGET	CURRENT MONTH	REV/EXP YTD	ENCUMBRANCE	TOTAL REV/EXP YTD	REMAINING BALANCE	% of REMAINING BUDGET
LOCAL REVENUES	12,431,666	12,431,666	200	277,130	0	277,130	12,154,536	97.77%
INTEREST	85,000	85,000	4,347	10,895	0	10,895	74,105	87.18%
STATE SOURCES	1,214,494	1,214,494	131,048	3,151,241	0	3,151,241	(1,936,747)	-159.47%
FEDERAL SOURCES	46,596,116	46,596,116	2,229,356	65,052,266	0	65,052,266	(18,456,150)	-39.61%
TRANSFERS AND OTHER LOCAL	1,222,880	1,222,880	0	0	0	0	1,222,880	100.00%
Total Revenue	61,550,156	61,550,156	2,364,951	68,491,531	0	68,491,531	(6,941,375)	-11.28%
GENERAL ADMINISTRATION	851,000	757,180	(3,900)	161,180	0	161,180	596,000	78.71%
SUPPORT SERVICES - BUSINESS	0	0	0	0	0	0	0	NA
SCHOOL NUTRITION PROGRAM	59,476,276	60,992,976	3,801,581	55,375,954	3,189,435	58,565,389	2,427,587	3.98%
TRANSFERS & OTHER OUTLAYS	1,222,880	0	0	0	0	0	0	NA
Total Expenditures	61,550,156	61,750,156	3,797,681	55,537,134	3,189,435	58,726,569	3,023,587	4.90%
Revenues OVER/UNDER Expenditures	0	(200,000)	(1,432,730)	12,954,397		9,764,963	(9,964,963)	
BEGINNING BALANCE				8,711,340		8,711,340		
ENDING BALANCE				21,665,737		18,476,302		