

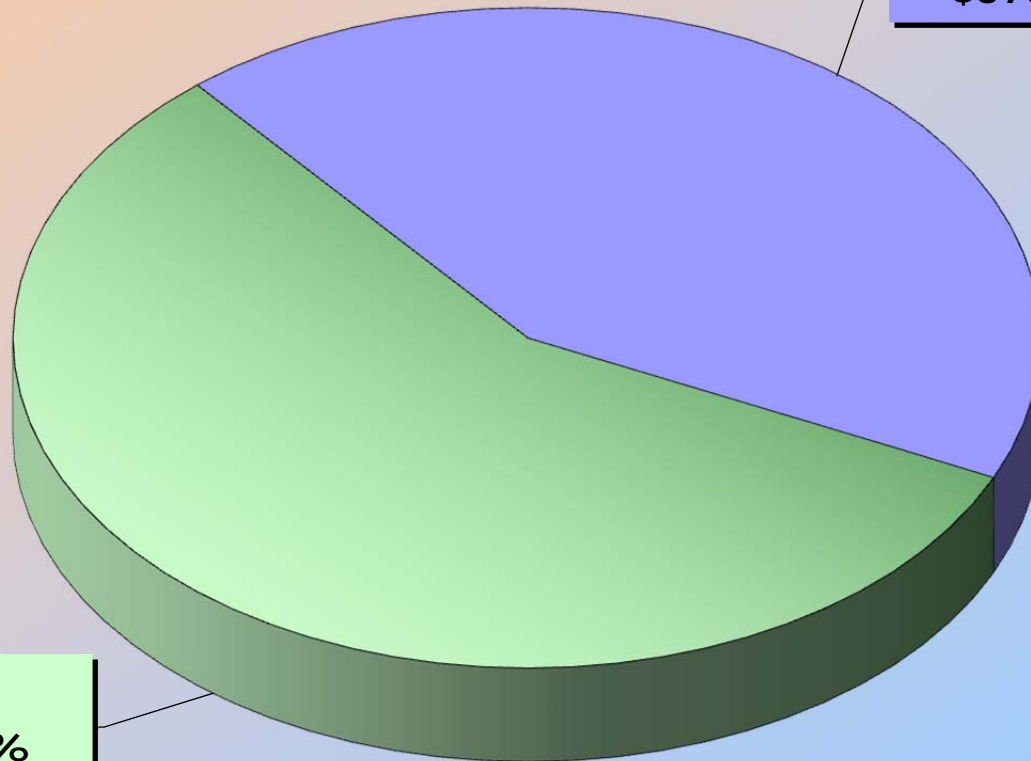
DEKALB COUNTY BOARD OF EDUCATION
FY2023 GENERAL FUND (ROLLUP)
STATEMENT OF REVENUE & EXPENDITURES
2/28/2023
(UNAUDITED)

Description	ORIGINAL BUDGET	AMENDED BUDGET	CURRENT MONTH	REV/EXP YTD	ENCUMBRANCE	TOTAL REV/EXP YTD	REMAINING BALANCE	% of REMAINING BUDGET
LOCAL REVENUES	800,385,570	800,395,899	7,855,291	758,067,089	0	758,067,089	42,328,811	5.29%
INTEREST	90,000	90,000	1,798,556	7,468,253	0	7,468,253	(7,378,253)	-8198.06%
STATE SOURCES	502,758,837	503,709,795	48,691,038	303,357,179	0	303,357,179	200,352,616	39.78%
TRANSFERS AND OTHER LOCAL	1,448,256	1,448,256	0	9,749	0	9,749	1,438,507	99.33%
Total Revenue	1,304,682,663	1,305,643,950	58,344,885	1,068,902,270	0	1,068,902,270	236,741,680	18.13%
INSTRUCTION	706,077,411	707,225,522	85,817,890	467,070,538	3,568,073	470,638,610	236,586,911	33.45%
PUPIL SERVICES	138,561,844	137,991,177	7,366,420	43,288,501	1,810,741	45,099,243	92,891,934	67.32%
IMPROVEMENT OF INSTRUCTIONAL SERVICES	24,523,631	19,555,141	1,359,638	9,458,384	189,299	9,647,683	9,907,458	50.66%
INSTRUCTIONAL STAFF TRAINING	1,135,154	1,153,199	171,682	214,504	4,415	218,919	934,280	81.02%
EDUCATIONAL MEDIA SERVICES	16,664,318	16,827,694	1,314,375	7,804,074	126,623	7,930,697	8,896,997	52.87%
GENERAL ADMINISTRATION	44,175,446	44,286,350	1,410,528	32,318,766	712,927	33,031,692	11,254,658	25.41%
SCHOOL ADMINISTRATION	74,209,904	74,181,904	7,429,609	49,795,022	7,827	49,802,849	24,379,055	32.86%
SUPPORT SERVICES - BUSINESS	18,798,663	18,620,759	1,054,926	9,981,840	506,149	10,487,989	8,132,770	43.68%
MAINTENANCE AND OPERATION OF PLANT SERVICES	180,228,363	178,280,928	8,930,784	76,825,612	27,127,812	103,953,424	74,327,504	41.69%
STUDENT TRANSPORTATION SERVICE	81,128,868	84,023,426	6,389,569	38,653,080	7,127,323	45,780,403	38,243,023	45.51%
SUPPORT SERVICES - CENTRAL	28,852,494	31,373,946	2,366,405	18,065,281	1,345,152	19,410,433	11,963,513	38.13%
OTHER SUPPORT SERVICES	1,932,772	1,897,064	151,062	695,768	0	695,768	1,201,296	63.32%
SCHOOL NUTRITION PROGRAM	1,005,000	1,005,000	654,280	742,539	0	742,539	262,461	26.12%
ENTERPRISE OPERATIONS	1,346,246	1,166,246	1,625	4,589	0	4,589	1,161,658	99.61%
TRANSFERS & OTHER OUTLAYS	7,837,334	7,837,334	0	0	0	0	7,837,334	100.00%
DEBT SERVICE	0	0	0	0	0	0	0	NA
Total Expenditures	1,326,477,447	1,325,425,689	124,418,792	754,918,497	42,526,342	797,444,838	527,980,851	39.83%
Revenues OVER/UNDER Expenditures	(21,794,784)	(19,781,739)	(66,073,907)	313,983,773		271,457,431		
<i>BEGINNING BALANCE (Estimated)</i>				265,464,594		265,464,594		
<i>ASSIGNED BALANCE (Gold Case)</i>				45,000,000		45,000,000		
UNASSIGNED STARTING BALANCE (Estimated)				220,464,594		220,464,594		
ENDING BALANCE				534,448,367		491,922,026		

**FY2023
DeKalb County School District
YTD Expense Budget vs Actual**

**TOTAL GENERAL OPERATIONS BUDGET
\$1,325,425,689**

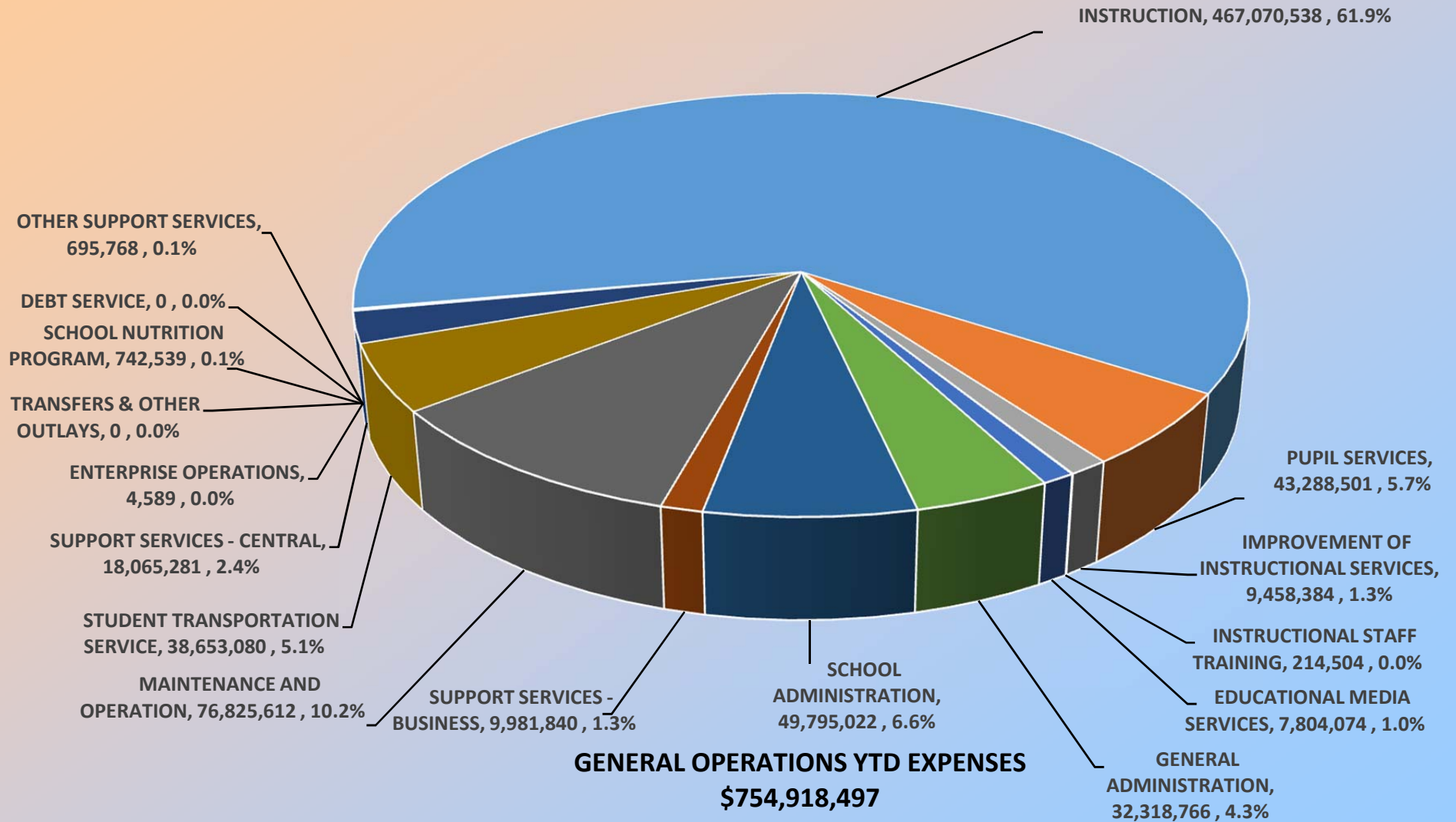
**UNEXPENDED BUDGET
\$570,507,193 43.0%**



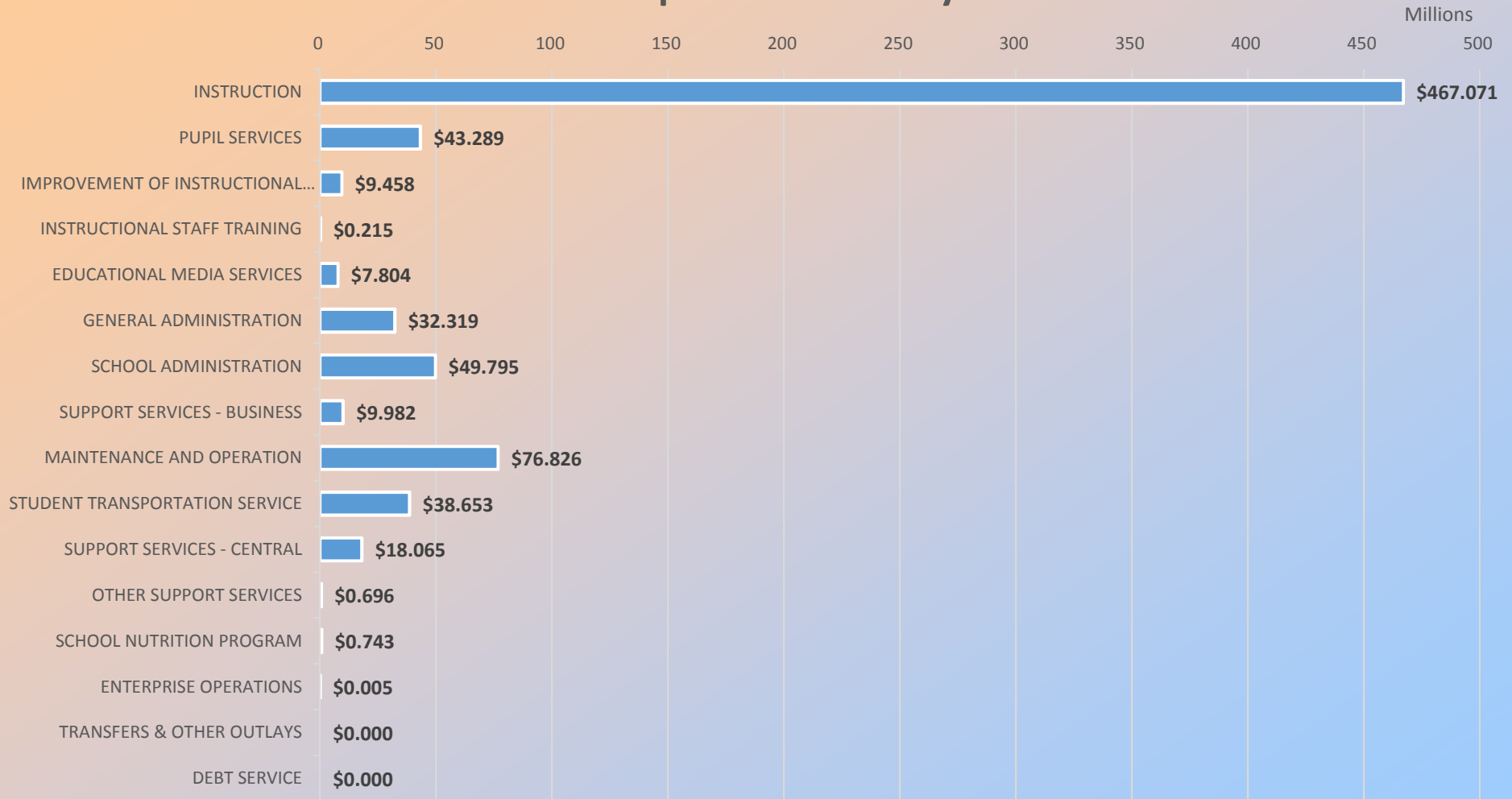
**YTD EXPENSE
\$754,918,497 57.0%**

■ UNEXPENDED BUDGET ■ YTD EXPENSE

FY2023 DeKalb County School District YTD Expense Actuals by Function



FY2023 DeKalb County School District YTD Expense Actuals by Function



**GENERAL OPERATIONS YTD EXPENSES
\$754,918,497**

FY2023 DCSD General Fund YTD REVENUE Budget vs Collections



(LOCAL & OTHER) Budgeted: \$801,934,155 Actual: \$765,545,091 95.46%
 (STATE) Budgeted: \$503,709,795 Actual: \$254,666,141 50.56%
 TOTAL Budgeted: \$1,305,643,950 Actual: \$1,068,902,270 81.87%

DEKALB COUNTY BOARD OF EDUCATION
FY2023 SPECIAL REVENUE (ROLLUP)
STATEMENT OF REVENUE & EXPENDITURES
2/28/2023
(UNAUDITED)

Description	ORIGINAL BUDGET	AMENDED BUDGET	CURRENT MONTH	REV/EXP YTD	ENCUMBRANCE	TOTAL REV/EXP YTD	REMAINING BALANCE	% of REMAINING BUDGET
LOCAL REVENUES	30,993,943	31,363,943	3,340,452	21,591,464	0	21,591,464	9,772,478	31.16%
INTEREST	0	0	996	5,967	0	5,967	(5,967)	
STATE SOURCES	15,490,841	15,250,907	1,238,871	9,664,730	0	9,664,730	5,586,177	36.63%
FEDERAL SOURCES	428,232,611	613,072,755	2,942,879	92,019,597	0	92,019,597	521,053,158	84.99%
TRANSFERS AND OTHER LOCAL	4,445,423	4,446,128	65,265	355,827	0	355,827	4,090,301	92.00%
Total Revenue	479,162,818	664,133,733	7,588,462	123,637,586	0	123,637,586	540,496,146	81.38%
INSTRUCTION	122,237,673	242,227,475	4,425,732	33,242,855	5,863,957	39,106,812	203,120,663	83.86%
PUPIL SERVICES	46,476,820	34,835,761	2,040,242	12,706,222	1,477,600	14,183,821	20,651,940	59.28%
IMPROVEMENT OF INSTRUCTIONAL SERVICES	28,698,630	4,448,813	265,702	2,588,272	333,315	2,921,588	1,527,225	34.33%
INSTRUCTIONAL STAFF TRAINING	47,270,869	52,067,788	1,719,187	12,663,251	456,164	13,119,415	38,948,373	74.80%
EDUCATIONAL MEDIA SERVICES	2,893,575	6,054,092	5,612	32,405	25,010	57,415	5,996,676	99.05%
FEDERAL GRANT ADMINISTRATION	(1,313,779)	8,656,715	328,155	2,831,666	33,819	2,865,484	5,791,231	66.90%
GENERAL ADMINISTRATION	52,410,582	74,975,424	100,906	859,437	4,181	863,617	74,111,807	98.85%
SCHOOL ADMINISTRATION	28,031,713	3,692,972	19,670	204,394	0	204,394	3,488,578	94.47%
SUPPORT SERVICES - BUSINESS	26,255,442	302,797	14,784	205,087	1,024	206,112	96,685	31.93%
MAINTENANCE AND OPERATION OF PLANT SERVICES	75,198,742	48,942,001	1,711,586	2,281,283	1,699,849	3,981,133	44,960,868	91.87%
STUDENT TRANSPORTATION SERVICE	27,650,785	10,327,830	2,995	327,714	5,671	333,385	9,994,445	96.77%
SUPPORT SERVICES - CENTRAL	80,846,623	4,146,217	69,582	3,855,311	277,514	4,132,825	13,392	0.32%
OTHER SUPPORT SERVICES	667,089	2,279,440	14,212	114,805	2,955	117,760	2,161,680	94.83%
SCHOOL NUTRITION PROGRAM	53,747,141	22,075,910	0	2,102,331	0	2,102,331	19,973,579	90.48%
ENTERPRISE OPERATIONS	2,025,395	2,025,395	261,031	1,861,943	291,587	2,153,529	(128,134)	-6.33%
COMMUNITY SERVICES OPERATIONS	0	0	0	0	0	0	0	
FACILITIES ACQUISITION AND CONSTRUCTION SERVICES	158,786,775	127,200,000	456,682	1,367,865	5,855,389	7,223,254	119,976,746	94.32%
TRANSFERS & OTHER OUTLAYS	23,086,645	23,086,645	2,043,353	14,158,344	0	14,158,344	8,928,301	38.67%
Total Expenditures	774,970,721	667,345,277	13,479,430	91,403,184	16,328,036	107,731,220	559,614,057	83.86%
Revenues OVER/UNDER Expenditures	(295,807,904)	(3,211,544)	(5,890,968)	32,234,402		15,906,366	(19,117,910)	
BEGINNING BALANCE (Estimated)				562,660		562,660		
ENDING BALANCE				32,797,062		16,469,026		

DEKALB COUNTY BOARD OF EDUCATION
FY2023 DEBT SERVICE (ROLLUP)
STATEMENT OF REVENUE & EXPENDITURES
2/28/2023
(UNAUDITED)

Description	ORIGINAL BUDGET	AMENDED BUDGET	CURRENT MONTH	REV/EXP YTD	ENCUMBRANCE	TOTAL REV/EXP YTD	REMAINING BALANCE	% of REMAINING BUDGET
INTEREST	0	0	0	0	0	0	0	NA
TRANSFERS AND OTHER LOCAL	29,976,191	29,976,191	0	19,859,400	0	19,859,400	10,116,791	33.75%
Total Revenue	29,976,191	29,976,191	0	19,859,400	0	19,859,400	10,116,791	33.75%
TRANSFERS & OTHER OUTLAYS	0	0	0	0	0	0	0	NA
DEBT SERVICE	29,976,191	29,976,191	0	19,859,400	0	19,859,400	10,116,791	33.75%
Total Expenditures	29,976,191	29,976,191	0	19,859,400	0	19,859,400	10,116,791	33.75%
Revenues OVER/UNDER Expenditures	0	0	0	0		0	0	
BEGINNING BALANCE (Estimated)				47,605		47,605		
ENDING BALANCE				47,605		47,605		

DEKALB COUNTY BOARD OF EDUCATION
FY2023 CAPITAL PROJECTS (ROLLUP)
STATEMENT OF REVENUE & EXPENDITURES
2/28/2023
(UNAUDITED)

Description	ORIGINAL BUDGET	AMENDED BUDGET	CURRENT MONTH	REV/EXP YTD	ENCUMBRANCE	TOTAL REV/EXP YTD	REMAINING BALANCE	% of REMAINING BUDGET
LOCAL REVENUES	428,990,000	429,010,000	11,848,671	89,864,818	0	89,864,818	339,145,182	79.05%
INTEREST	2,800,000	2,800,000	557,422	2,075,561	0	2,075,561	724,439	25.87%
STATE SOURCES	0	0	4,772	91,284	0	91,284	(91,284)	NA
TRANSFERS AND OTHER LOCAL	0	0	0	0	0	0	0	NA
Total Revenue	431,790,000	431,810,000	12,410,866	92,031,663	0	92,031,663	339,778,337	78.69%
INSTRUCTION	5,000	5,000	427,598	1,521,775	2,048,042	3,569,817	(3,564,817)	-71296.33%
PUPIL SERVICES	0	0	0	1,916	0	1,916	(1,916)	NA
MAINTENANCE AND OPERATION OF PLANT SERVICES	10,045,882	11,202,279	0	1,099,373	145,344	1,244,717	9,957,563	88.89%
STUDENT TRANSPORTATION SERVICE	1,000,000	1,000,000	0	737,700	0	737,700	262,300	26.23%
SUPPORT SERVICES - CENTRAL	18,000,000	18,000,000	0	0	0	0	0	0.00%
FACILITIES ACQUISITION AND CONSTRUCTION SERVICES	729,323,050	453,723,966	1,235,362	18,509,131	45,819,602	64,328,733	389,395,233	85.82%
TRANSFERS & OTHER OUTLAYS	83,403,442	83,403,442	0	19,859,400	0	19,859,400	63,544,042	76.19%
DEBT SERVICE	5,572,080	5,572,080	0	0	0	0	5,572,080	100.00%
Total Expenditures	847,349,454	572,906,767	1,662,960	41,729,294	48,012,988	89,742,282	465,164,485	81.19%
Revenues OVER/UNDER Expenditures	(415,559,454)	(141,096,767)	10,747,906	50,302,369		2,289,381	(125,386,148)	
BEGINNING BALANCE (Estimated)				364,500,000		364,500,000		
ENDING BALANCE				414,802,369		366,789,381		

DEKALB COUNTY BOARD OF EDUCATION
FY2023 SCHOOL NUTRITION (ROLLUP)
STATEMENT OF REVENUE & EXPENDITURES
2/28/2023
(UNAUDITED)

Description	ORIGINAL BUDGET	AMENDED BUDGET	CURRENT MONTH	REV/EXP YTD	ENCUMBRANCE	TOTAL REV/EXP YTD	REMAINING BALANCE	% of REMAINING BUDGET
LOCAL REVENUES	11,694,446	11,694,446	331,175	2,078,079	0	2,078,079	9,616,366	82.23%
INTEREST	0	0	17,194	103,058	0	103,058	(103,058)	NA
STATE SOURCES	1,214,494	1,214,494	60,628	687,108	0	687,108	527,386	43.42%
FEDERAL SOURCES	53,391,815	53,391,815	6,032,597	42,772,238	0	42,772,238	10,619,577	19.89%
TRANSFERS AND OTHER LOCAL	2,800,000	2,800,000	0	0	0	0	2,800,000	100.00%
Total Revenue	69,100,755	69,100,755	6,441,594	45,640,483	0	45,640,483	23,460,272	33.95%
GENERAL ADMINISTRATION	0	0	0	0	0	0	0	NA
SUPPORT SERVICES - BUSINESS	66,790	0	0	0	0	0	0	NA
SCHOOL NUTRITION PROGRAM	68,718,997	68,620,216	6,605,047	37,191,651	3,991,039	41,182,690	27,437,526	39.98%
TRANSFERS & OTHER OUTLAYS	0	0	0	0	0	0	0	NA
Total Expenditures	68,785,787	68,620,216	6,605,047	37,191,651	3,991,039	41,182,690	27,437,526	39.98%
Revenues OVER/UNDER Expenditures	314,968	480,539	(163,453)	8,448,831		4,457,793	(3,977,253)	
BEGINNING BALANCE (Estimated)				18,476,000		18,476,000		
ENDING BALANCE				26,924,831		22,933,793		