

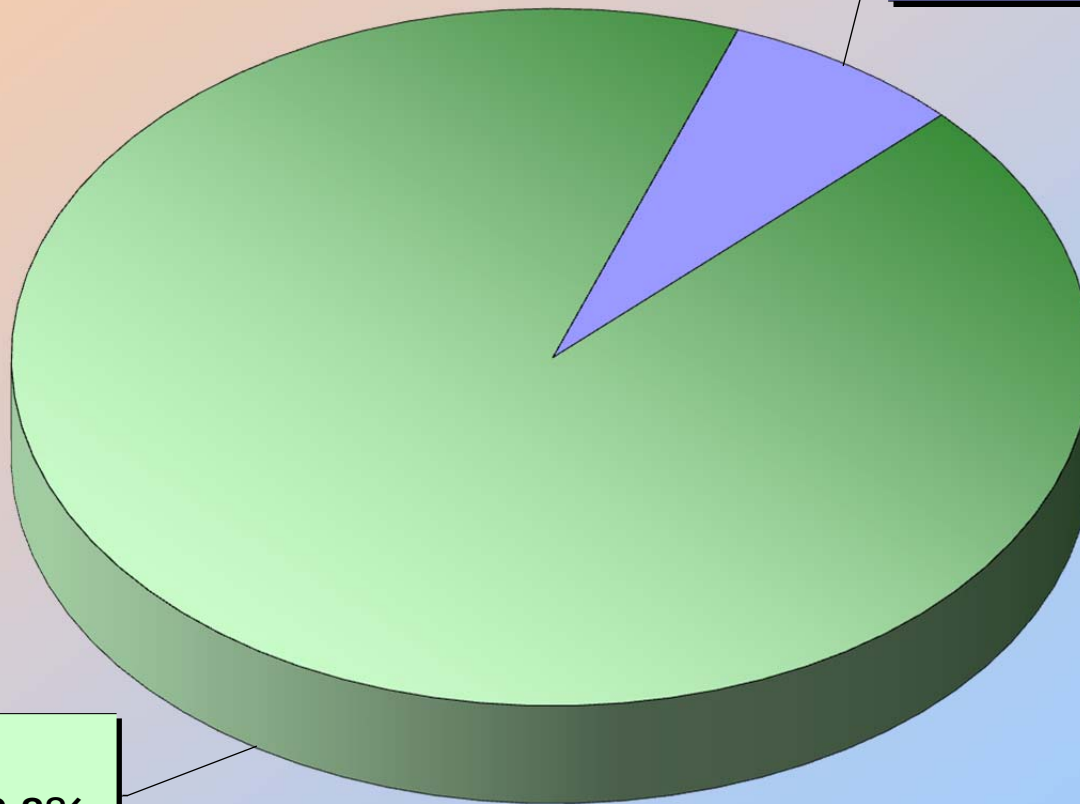
DEKALB COUNTY BOARD OF EDUCATION
FY2023 GENERAL FUND (ROLLUP)
STATEMENT OF REVENUE & EXPENDITURES
6/30/2023
(UNAUDITED)

Description	ORIGINAL BUDGET	AMENDED BUDGET	CURRENT MONTH	REV/EXP YTD	ENCUMBRANCE	TOTAL REV/EXP YTD	REMAINING BALANCE	% of REMAINING BUDGET
LOCAL REVENUES	800,385,570	800,559,106	7,680,171	794,384,863	0	794,384,863	6,174,243	0.77%
INTEREST	90,000	90,000	1,489,011	14,244,860	0	14,244,860	(14,154,860)	-15727.62%
STATE SOURCES	502,758,837	503,441,426	56,366,942	521,902,754	0	521,902,754	(18,461,328)	-3.67%
TRANSFERS AND OTHER LOCAL	1,448,256	1,448,256	39,743	49,493	0	49,493	1,398,763	96.58%
Total Revenue	1,304,682,663	1,305,538,788	65,575,867	1,330,581,969	0	1,330,581,969	(25,043,181)	-1.92%
INSTRUCTION	706,077,411	713,185,246	75,965,540	770,720,807	10,059,629	780,780,436	(67,595,190)	-9.48%
PUPIL SERVICES	138,561,844	136,262,406	6,717,005	71,163,052	252,151	71,415,203	64,847,203	47.59%
IMPROVEMENT OF INSTRUCTIONAL SERVICES	24,523,631	18,943,693	1,543,245	15,152,045	84,672	15,236,717	3,706,976	19.57%
INSTRUCTIONAL STAFF TRAINING	1,135,154	323,860	7,500	278,565	1,115	279,680	44,180	13.64%
EDUCATIONAL MEDIA SERVICES	16,664,318	16,835,423	1,289,281	13,397,235	61,397	13,458,632	3,376,791	20.06%
GENERAL ADMINISTRATION	44,175,446	43,732,053	3,703,913	40,136,991	308,581	40,445,572	3,286,481	7.52%
SCHOOL ADMINISTRATION	74,209,904	73,367,222	6,836,555	77,694,653	0	77,694,653	(4,327,431)	-5.90%
SUPPORT SERVICES - BUSINESS	18,798,663	18,984,004	1,347,713	14,534,317	714,351	15,248,669	3,735,335	19.68%
MAINTENANCE AND OPERATION OF PLANT SERVICES	180,228,363	178,286,611	19,722,640	132,599,896	15,358,330	147,958,226	30,328,385	17.01%
STUDENT TRANSPORTATION SERVICE	81,128,868	83,366,659	7,049,943	64,355,167	6,777,966	71,133,133	12,233,526	14.67%
SUPPORT SERVICES - CENTRAL	28,852,494	31,416,813	2,423,808	27,419,118	298,819	27,717,936	3,698,877	11.77%
OTHER SUPPORT SERVICES	1,932,772	1,099,409	52,567	1,094,932	0	1,094,932	4,477	0.41%
SCHOOL NUTRITION PROGRAM	1,005,000	1,005,000	0	859,862	0	859,862	145,138	14.44%
ENTERPRISE OPERATIONS	1,346,246	967,246	0	4,589	0	4,589	962,658	99.53%
TRANSFERS & OTHER OUTLAYS	7,837,334	7,587,334	0	420,000	0	420,000	7,167,334	94.46%
DEBT SERVICE	0	0	0	0	0	0	0	NA
Total Expenditures	1,326,477,447	1,325,362,980	126,659,709	1,229,831,228	33,917,010	1,263,748,238	61,614,742	4.65%
Revenues OVER/UNDER Expenditures	(21,794,784)	(19,824,192)	(61,083,842)	100,750,741		66,833,731		
<i>BEGINNING BALANCE (Estimated)</i>				265,464,594		265,464,594		
<i>ASSIGNED BALANCE (Gold Case)</i>				45,000,000		45,000,000		
UNASSIGNED STARTING BALANCE (Estimated)				220,464,594		220,464,594		
ENDING BALANCE				321,215,336		287,298,326		

**FY2023
DeKalb County School District
YTD Expense Budget vs Actual**

TOTAL GENERAL OPERATIONS BUDGET
\$1,325,362,980

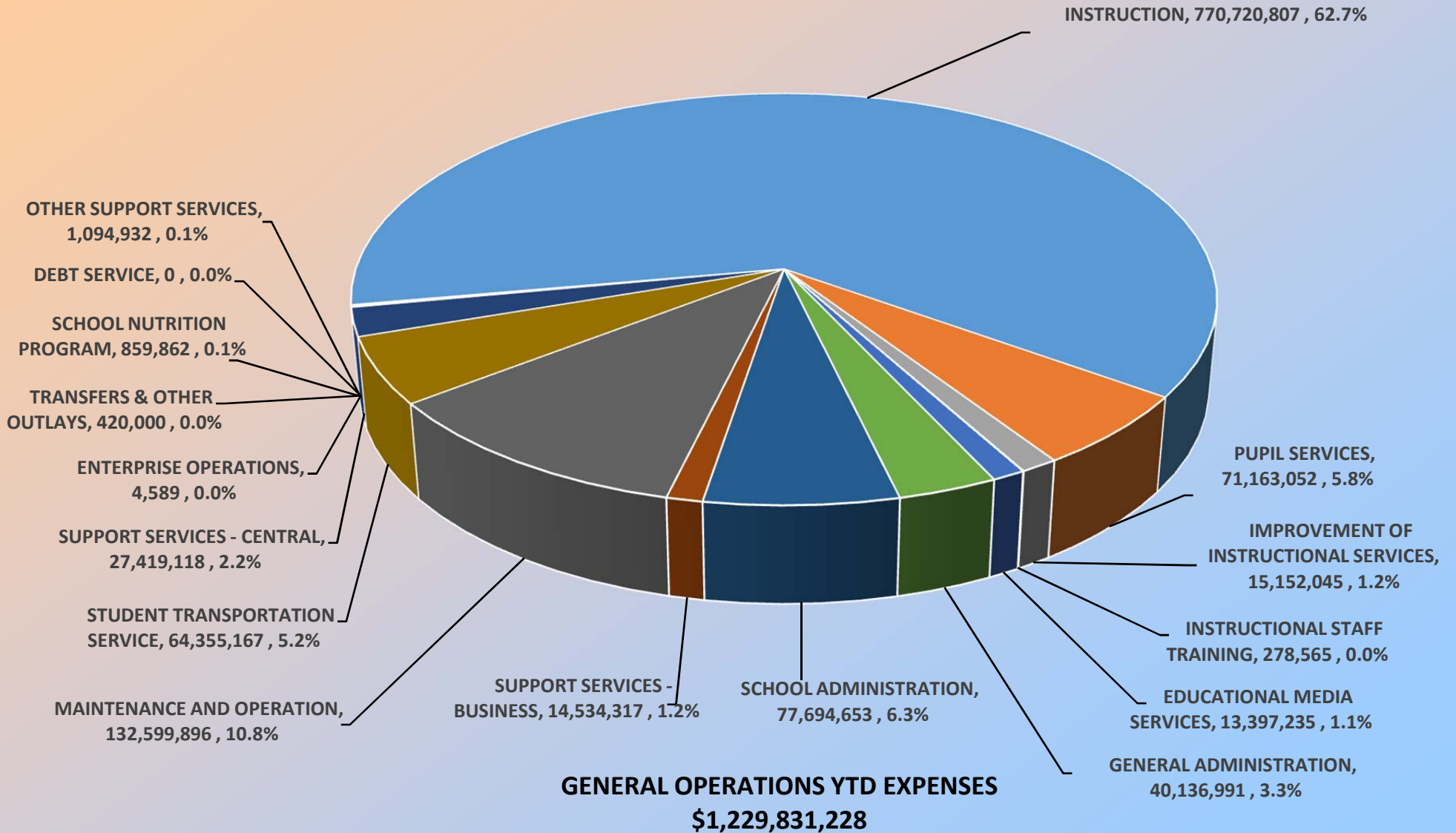
**UNEXPENDED BUDGET
\$95,531,752 7.2%**



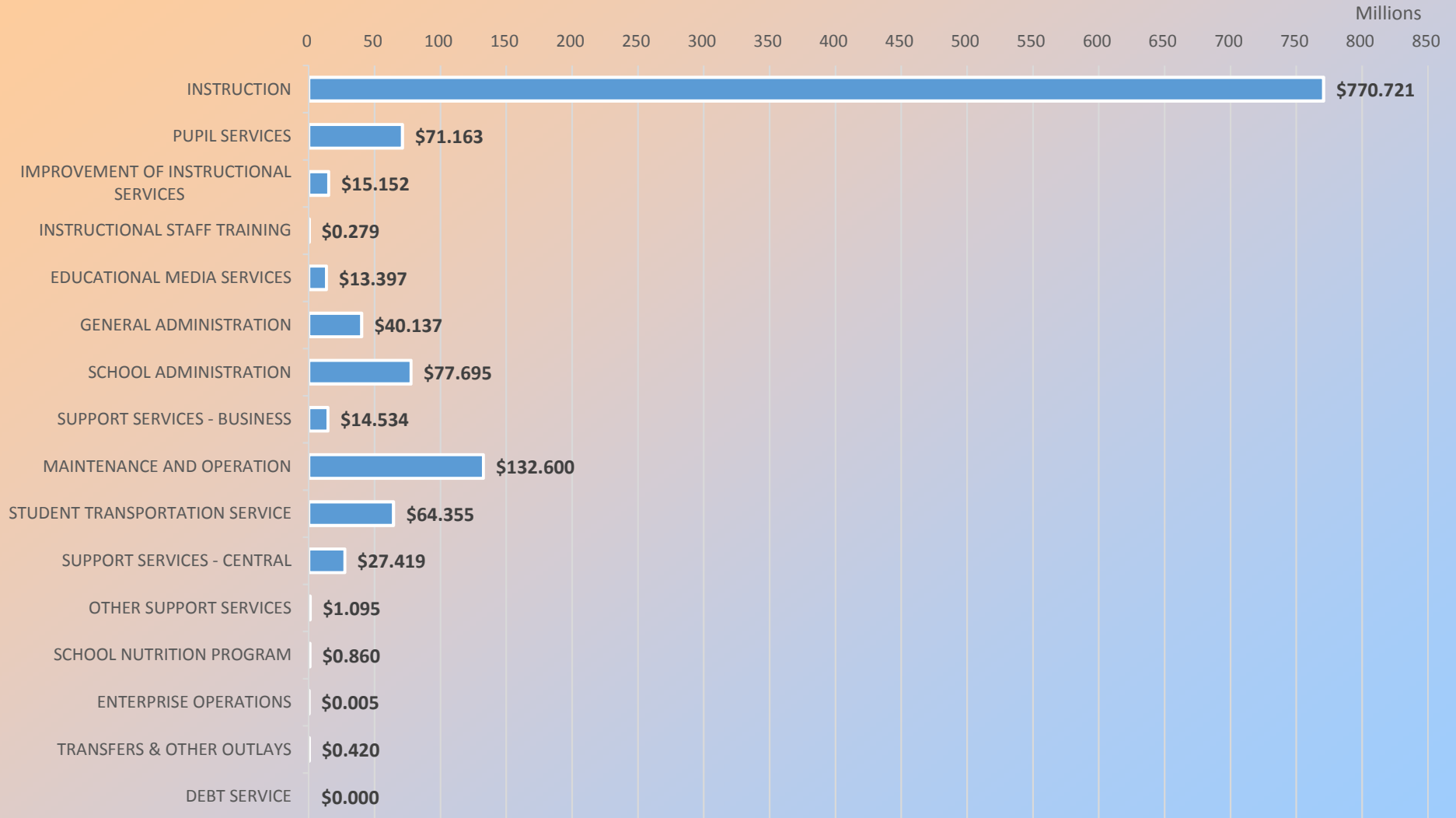
**YTD EXPENSE
\$1,229,831,228 92.8%**

■ UNEXPENDED BUDGET ■ YTD EXPENSE

FY2023 DeKalb County School District YTD Expense Actuals by Function



FY2023 DeKalb County School District YTD Expense Actuals by Function



**GENERAL OPERATIONS YTD EXPENSES
\$1,229,831,228**

FY2023 DCSD General Fund YTD REVENUE Budget vs Collections



(LOCAL & OTHER) Budgeted: \$802,097,362 Actual: \$808,679,215 100.82%
 (STATE) Budgeted: \$503,441,426 Actual: \$465,535,812 92.47%
 TOTAL Budgeted: \$1,305,538,788 Actual: \$1,330,581,969 101.92%

DEKALB COUNTY BOARD OF EDUCATION
FY2023 SPECIAL REVENUE (ROLLUP)
STATEMENT OF REVENUE & EXPENDITURES
6/30/2023
(UNAUDITED)

Description	ORIGINAL BUDGET	AMENDED BUDGET	CURRENT MONTH	REV/EXP YTD	ENCUMBRANCE	TOTAL REV/EXP YTD	REMAINING BALANCE	% of REMAINING BUDGET
LOCAL REVENUES	30,993,943	31,902,365	4,118,488	33,563,343	0	33,563,343	(1,660,979)	-5.21%
INTEREST	0	0	1,234	10,699	0	10,699	(10,699)	
STATE SOURCES	15,490,841	15,272,407	278,226	15,869,165	0	15,869,165	(596,758)	-3.91%
FEDERAL SOURCES	428,232,611	673,560,106	5,239,730	150,530,058	0	150,530,058	523,030,048	77.65%
TRANSFERS AND OTHER LOCAL	4,445,423	4,446,128	88,806	1,109,903	0	1,109,903	3,336,225	75.04%
Total Revenue	479,162,818	725,181,006	9,726,484	201,083,168	0	201,083,168	524,097,837	72.27%
INSTRUCTION	122,237,673	263,643,659	8,083,644	56,464,025	8,636,168	65,100,193	198,543,466	75.31%
PUPIL SERVICES	46,476,820	48,490,488	3,323,436	22,503,894	1,082,186	23,586,080	24,904,408	51.36%
IMPROVEMENT OF INSTRUCTIONAL SERVICES	28,698,630	5,777,992	113,360	3,230,588	72,023	3,302,612	2,475,380	42.84%
INSTRUCTIONAL STAFF TRAINING	47,270,869	61,734,200	2,594,842	21,319,725	378,399	21,698,124	40,036,076	64.85%
EDUCATIONAL MEDIA SERVICES	2,893,575	3,175,674	6,532	47,754	48,648	96,402	3,079,272	96.96%
FEDERAL GRANT ADMINISTRATION	(1,313,779)	8,227,207	406,389	4,253,557	167,471	4,421,028	3,806,180	46.26%
GENERAL ADMINISTRATION	52,410,582	50,323,156	350,011	1,732,504	2,020	1,734,524	48,588,632	96.55%
SCHOOL ADMINISTRATION	28,031,713	6,361,832	36,539	491,502	6,156	497,658	5,864,174	92.18%
SUPPORT SERVICES - BUSINESS	26,255,442	384,776	6,992	117,252	1,024	118,277	266,499	69.26%
MAINTENANCE AND OPERATION OF PLANT SERVICES	75,198,742	55,518,864	80,450	3,873,877	170,844	4,044,720	51,474,143	92.71%
STUDENT TRANSPORTATION SERVICE	27,650,785	26,224,734	20,822	372,403	4,814,110	5,186,513	21,038,221	80.22%
SUPPORT SERVICES - CENTRAL	80,846,623	5,299,166	104,292	4,118,122	217,439	4,335,561	963,606	18.18%
OTHER SUPPORT SERVICES	667,089	2,319,534	14,212	231,998	2,955	234,953	2,084,581	89.87%
SCHOOL NUTRITION PROGRAM	53,747,141	21,670,915	3,551	2,105,881	4,263	2,110,145	19,560,770	90.26%
ENTERPRISE OPERATIONS	2,025,395	2,640,995	140,849	2,878,584	207,330	3,085,914	(444,919)	-16.85%
COMMUNITY SERVICES OPERATIONS	0	0	0	0	0	0	0	
FACILITIES ACQUISITION AND CONSTRUCTION SERVICES	158,786,775	144,496,358	3,764,734	13,288,282	16,295,596	29,583,878	114,912,481	79.53%
TRANSFERS & OTHER OUTLAYS	23,086,645	23,096,263	1,765,235	21,503,615	0	21,503,615	1,592,648	6.90%
Total Expenditures	774,970,721	729,385,814	20,815,890	158,533,564	32,106,632	190,640,196	538,745,618	73.86%
Revenues OVER/UNDER Expenditures	(295,807,904)	(4,204,809)	(11,089,406)	42,549,605		10,442,972	(14,647,781)	
BEGINNING BALANCE (Estimated)				562,660		562,660		
ENDING BALANCE				43,112,265		11,005,633		

DEKALB COUNTY BOARD OF EDUCATION
FY2023 DEBT SERVICE (ROLLUP)
STATEMENT OF REVENUE & EXPENDITURES
6/30/2023
(UNAUDITED)

Description	ORIGINAL BUDGET	AMENDED BUDGET	CURRENT MONTH	REV/EXP YTD	ENCUMBRANCE	TOTAL REV/EXP YTD	REMAINING BALANCE	% of REMAINING BUDGET
INTEREST	0	0	0	0	0	0	0	NA
TRANSFERS AND OTHER LOCAL	29,976,191	29,976,191	0	19,859,400	0	19,859,400	10,116,791	33.75%
Total Revenue	29,976,191	29,976,191	0	19,859,400	0	19,859,400	10,116,791	33.75%
TRANSFERS & OTHER OUTLAYS	0	0	0	0	0	0	0	NA
DEBT SERVICE	29,976,191	29,976,191	0	19,859,400	0	19,859,400	10,116,791	33.75%
Total Expenditures	29,976,191	29,976,191	0	19,859,400	0	19,859,400	10,116,791	33.75%
Revenues OVER/UNDER Expenditures	0	0	0	0		0	0	
BEGINNING BALANCE (Estimated)				47,605		47,605		
ENDING BALANCE				47,605		47,605		

DEKALB COUNTY BOARD OF EDUCATION
FY2023 CAPITAL PROJECTS (ROLLUP)
STATEMENT OF REVENUE & EXPENDITURES
6/30/2023
(UNAUDITED)

Description	ORIGINAL BUDGET	AMENDED BUDGET	CURRENT MONTH	REV/EXP YTD	ENCUMBRANCE	TOTAL REV/EXP YTD	REMAINING BALANCE	% of REMAINING BUDGET
LOCAL REVENUES	428,990,000	429,021,000	13,097,465	141,121,511	0	141,121,511	287,899,489	67.11%
INTEREST	2,800,000	2,800,000	1,940,847	7,963,058	0	7,963,058	(5,163,058)	-184.39%
STATE SOURCES	0	0	55,041	599,851	0	599,851	(599,851)	NA
TRANSFERS AND OTHER LOCAL	0	0	9,618,297	9,618,297	0	9,618,297	(9,618,297)	NA
Total Revenue	431,790,000	431,821,000	24,711,649	159,302,717	0	159,302,717	272,518,283	63.11%
INSTRUCTION	5,000	5,500	94,548	2,053,919	1,800,429	3,854,347	(3,848,847)	-69979.04%
PUPIL SERVICES	0	10,500	0	2,110	0	2,110	8,390	79.90%
MAINTENANCE AND OPERATION OF PLANT SERVICES	10,045,882	11,202,279	173,600	1,771,963	82,468	1,854,432	9,347,847	83.45%
STUDENT TRANSPORTATION SERVICE	1,000,000	1,000,000	0	773,700	0	773,700	226,300	22.63%
SUPPORT SERVICES - CENTRAL	18,000,000	18,000,000	253,095	2,024,756	13,160,915	15,185,672	2,814,328	
FACILITIES ACQUISITION AND CONSTRUCTION SERVICES	729,323,050	453,723,966	3,015,749	26,421,570	57,667,402	84,088,972	369,634,994	81.47%
TRANSFERS & OTHER OUTLAYS	83,403,442	83,403,442	9,618,297	29,477,697	0	29,477,697	53,925,745	64.66%
DEBT SERVICE	5,572,080	5,572,080	0	9,421,257	0	9,421,257	(3,849,177)	-69.08%
Total Expenditures	847,349,454	572,917,767	13,155,288	71,946,972	72,711,214	144,658,186	428,259,581	74.75%
Revenues OVER/UNDER Expenditures	(415,559,454)	(141,096,767)	11,556,361	87,355,745		14,644,531	(155,741,298)	
BEGINNING BALANCE (Estimated)				364,500,000		364,500,000		
ENDING BALANCE				451,855,745		379,144,531		

DEKALB COUNTY BOARD OF EDUCATION
FY2023 SCHOOL NUTRITION (ROLLUP)
STATEMENT OF REVENUE & EXPENDITURES
6/30/2023
(UNAUDITED)

Description	ORIGINAL BUDGET	AMENDED BUDGET	CURRENT MONTH	REV/EXP YTD	ENCUMBRANCE	TOTAL REV/EXP YTD	REMAINING BALANCE	% of REMAINING BUDGET
LOCAL REVENUES	11,694,446	11,694,446	891	2,880,267	0	2,880,267	8,814,179	75.37%
INTEREST	0	0	21,318	184,780	0	184,780	(184,780)	NA
STATE SOURCES	1,214,494	1,214,494	60,628	929,620	0	929,620	284,874	23.46%
FEDERAL SOURCES	53,391,815	53,391,815	410,458	59,971,354	0	59,971,354	(6,579,539)	-12.32%
TRANSFERS AND OTHER LOCAL	2,800,000	2,800,000	0	0	0	0	2,800,000	100.00%
Total Revenue	69,100,755	69,100,755	493,294	63,966,021	0	63,966,021	5,134,734	7.43%
GENERAL ADMINISTRATION	0	0	0	0	0	0	0	NA
SUPPORT SERVICES - BUSINESS	66,790	0	0	0	0	0	0	NA
SCHOOL NUTRITION PROGRAM	68,718,997	68,620,216	5,986,608	57,628,261	1,488,295	59,116,555	9,503,661	13.85%
TRANSFERS & OTHER OUTLAYS	0	0	0	0	0	0	0	NA
Total Expenditures	68,785,787	68,620,216	5,986,608	57,628,261	1,488,295	59,116,555	9,503,661	13.85%
Revenues OVER/UNDER Expenditures	314,968	480,539	(5,493,314)	6,337,760		4,849,465	(4,368,926)	
BEGINNING BALANCE (Estimated)				18,476,000		18,476,000		
ENDING BALANCE				24,813,760		23,325,465		