

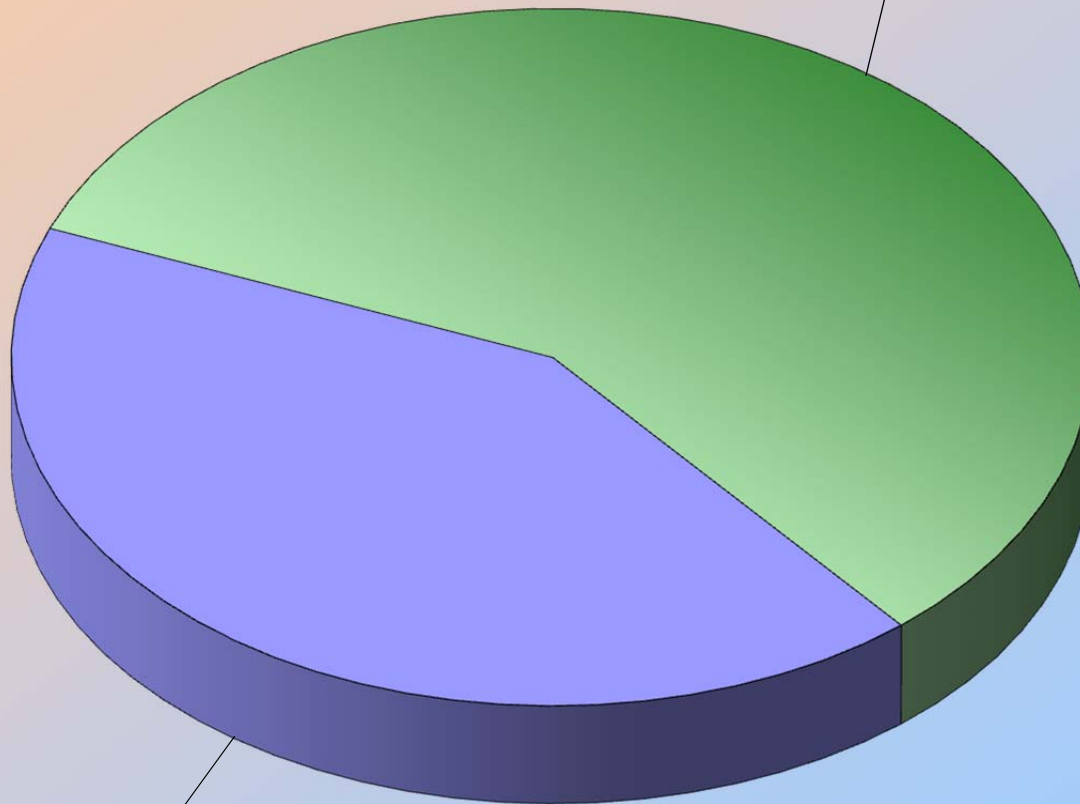
DEKALB COUNTY BOARD OF EDUCATION
FY2024 GENERAL FUND (ROLLUP)
STATEMENT OF REVENUE & EXPENDITURES
2/29/2024
(UNAUDITED)

Description	ORIGINAL BUDGET	AMENDED BUDGET	CURRENT MONTH	REV/EXP YTD	ENCUMBRANCE	TOTAL REV/EXP YTD	REMAINING BALANCE	% of REMAINING BUDGET
LOCAL REVENUES	920,399,645	920,385,016	5,712,717	853,301,586	0	853,301,586	67,083,431	7.29%
INTEREST	9,000,000	9,000,000	2,908,101	13,284,172	0	13,284,172	(4,284,172)	-47.60%
STATE SOURCES	523,845,318	524,467,714	42,694,682	319,416,414	0	319,416,414	205,051,300	39.10%
TRANSFERS AND OTHER LOCAL	1,433,772	1,433,772	0	144,689	0	144,689	1,289,083	89.91%
Total Revenue	1,454,678,735	1,455,286,502	51,315,500	1,186,146,860	0	1,186,146,860	269,139,642	18.49%
INSTRUCTION	823,739,510	829,598,513	67,745,495	507,793,259	6,554,758	514,348,017	315,250,497	38.00%
PUPIL SERVICES	93,507,172	95,402,716	6,832,233	49,244,186	1,613,786	50,857,971	44,544,745	46.69%
IMPROVEMENT OF INSTRUCTIONAL SERVICES	17,696,255	18,047,956	1,081,360	10,732,099	214,639	10,946,738	7,101,217	39.35%
INSTRUCTIONAL STAFF TRAINING	1,041,887	1,069,525	2,955	20,321	38,775	59,095	1,010,430	94.47%
EDUCATIONAL MEDIA SERVICES	16,806,267	16,839,410	1,396,056	8,860,881	101,207	8,962,088	7,877,322	46.78%
GENERAL ADMINISTRATION	63,460,020	62,563,340	2,421,306	38,746,502	390,773	39,137,274	23,426,066	37.44%
SCHOOL ADMINISTRATION	83,936,113	83,922,113	6,814,553	54,290,035	0	54,290,035	29,632,079	35.31%
SUPPORT SERVICES - BUSINESS	27,492,239	19,631,920	1,275,999	10,863,561	1,242,921	12,106,482	7,525,438	38.33%
MAINTENANCE AND OPERATION OF PLANT SERVICES	221,490,060	218,766,866	12,937,487	104,670,967	21,601,094	126,272,061	92,494,805	42.28%
STUDENT TRANSPORTATION SERVICE	79,886,601	84,378,086	7,040,460	45,134,101	8,972,268	54,106,369	30,271,717	35.88%
SUPPORT SERVICES - CENTRAL	33,141,661	36,340,989	2,671,104	22,485,220	1,990,905	24,476,125	11,864,864	32.65%
OTHER SUPPORT SERVICES	3,431,416	3,289,791	146,087	877,718	0	877,718	2,412,073	73.32%
SCHOOL NUTRITION PROGRAM	335,000	335,000	0	4,799	0	4,799	330,201	98.57%
ENTERPRISE OPERATIONS	61,672	61,672	75,139	453,589	0	453,589	(391,917)	-635.49%
TRANSFERS & OTHER OUTLAYS	8,341,294	7,841,294	0	1,000,000	0	1,000,000	6,841,294	87.25%
DEBT SERVICE	0	0	0	0	0	0	0	NA
Total Expenditures	1,474,367,167	1,478,089,191	110,440,234	855,177,237	42,721,124	897,898,361	580,190,831	39.25%
Revenues OVER/UNDER Expenditures	(19,688,433)	(22,802,690)	(59,124,734)	330,969,623		288,248,499		
<i>BEGINNING BALANCE (Estimated)</i>				412,832,666		412,832,666		
<i>ASSIGNED BALANCE (Gold Case)</i>				45,000,000		45,000,000		
UNASSIGNED STARTING BALANCE (Estimated)				367,832,666		367,832,666		
ENDING BALANCE				698,802,289		656,081,165		

**FY2024
DeKalb County School District
YTD Expense Budget vs Actual**

**TOTAL GENERAL OPERATIONS BUDGET
\$1,478,089,191**

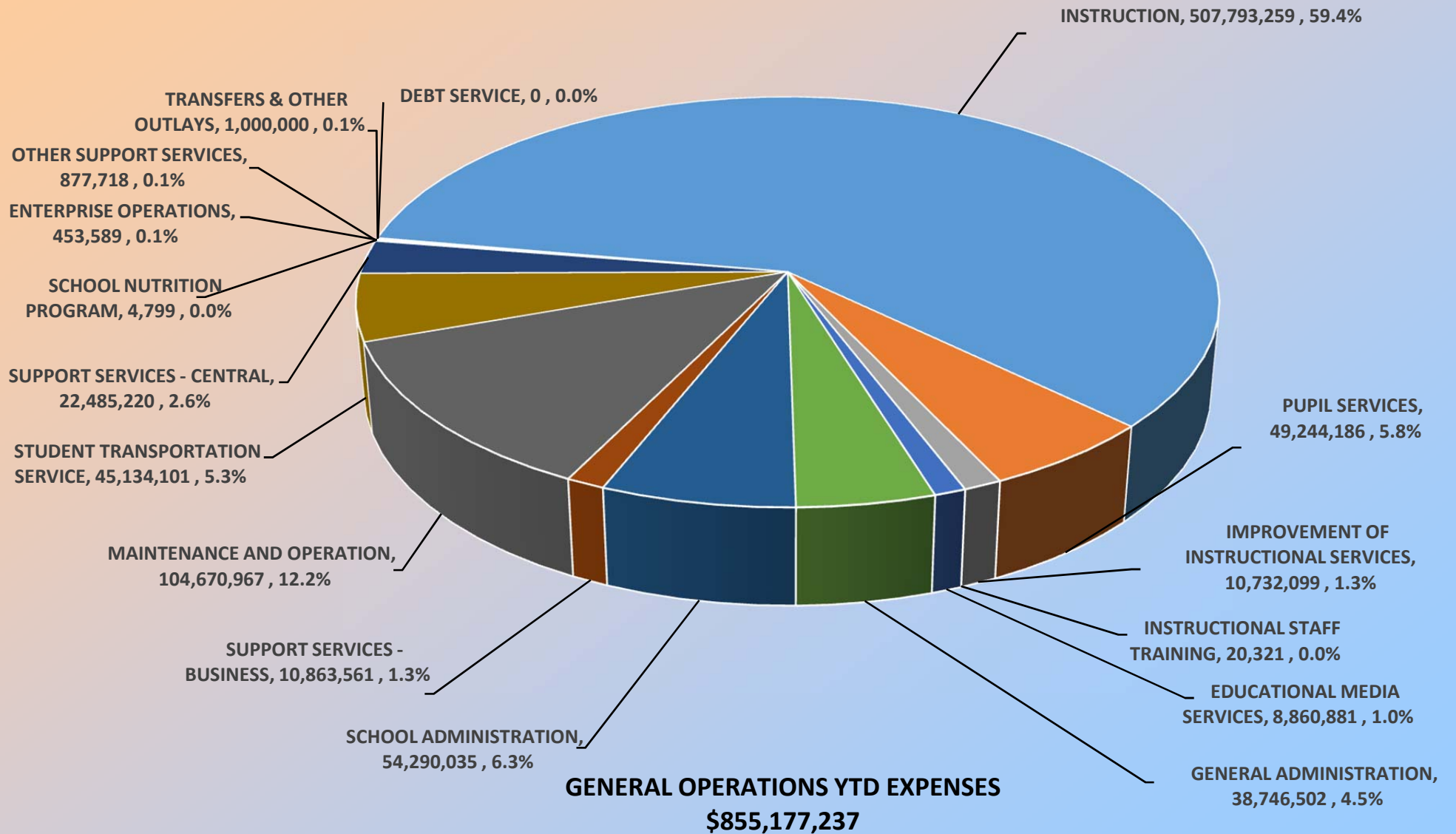
**YTD EXPENSE
\$855,177,237 57.9%**



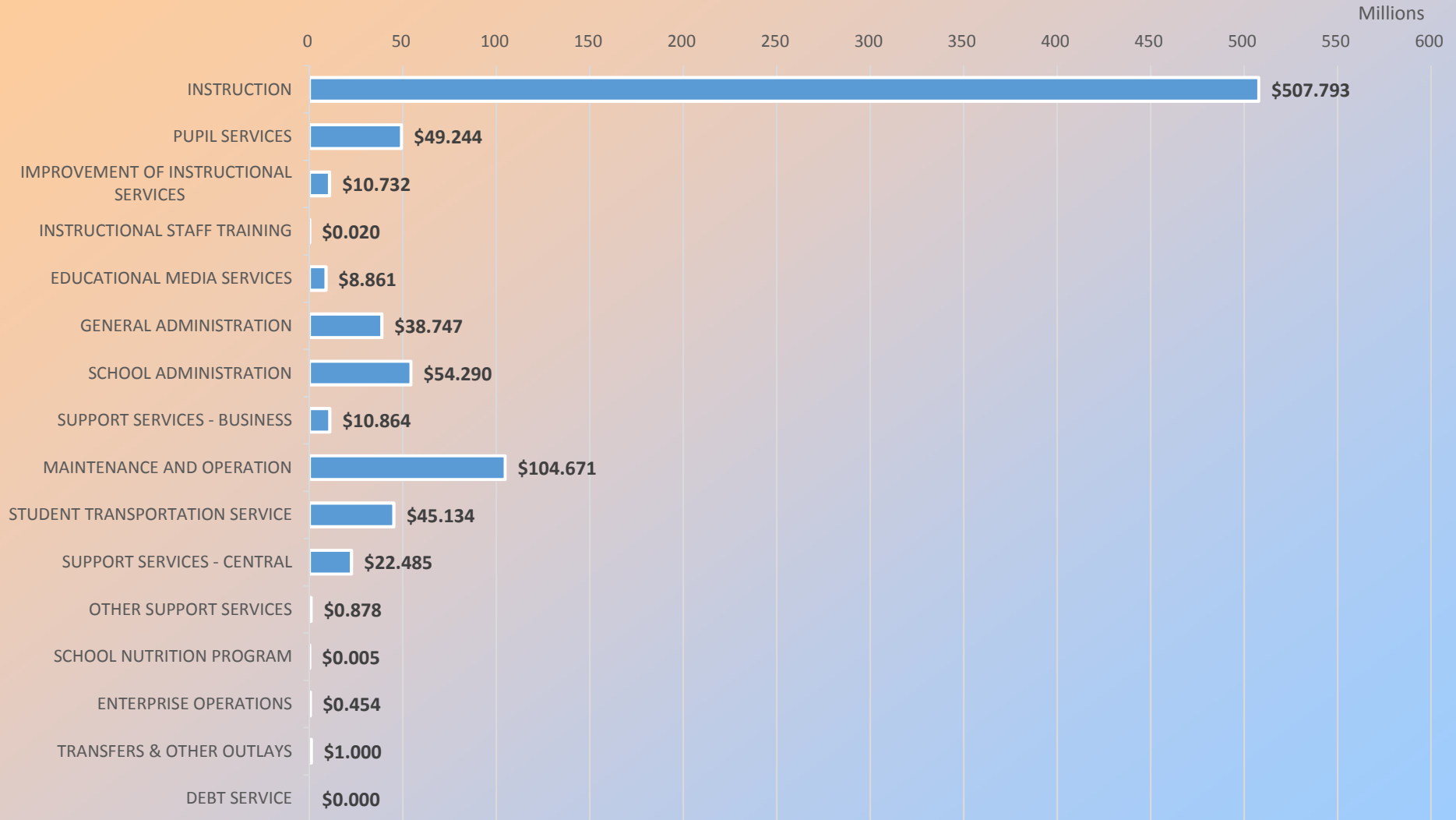
**UNEXPENDED BUDGET
\$622,911,954 42.1%**

UNEXPENDED BUDGET YTD EXPENSE

FY2024 DeKalb County School District YTD Expense Actuals by Function



FY2024 DeKalb County School District YTD Expense Actuals by Function



**TOTAL GENERAL OPERATIONS BUDGET
\$1,478,089,191**

FY2024 DCSD General Fund YTD REVENUE Budget vs Collections



(LOCAL & OTHER) Budgeted: \$930,818,788 Actual: \$866,730,446 93.11%
 (STATE) Budgeted: \$524,467,714 Actual: \$319,416,414 60.90%
 TOTAL Budgeted: \$1,455,286,502 Actual: \$1,186,146,860 81.51%

DEKALB COUNTY BOARD OF EDUCATION
FY2024 SPECIAL REVENUE (ROLLUP)
STATEMENT OF REVENUE & EXPENDITURES
2/29/2024
(UNAUDITED)

Description	ORIGINAL BUDGET	AMENDED BUDGET	CURRENT MONTH	REV/EXP YTD	ENCUMBRANCE	TOTAL REV/EXP YTD	REMAINING BALANCE	% of REMAINING BUDGET
LOCAL REVENUES	10,830,924	10,911,445	3,268,082	29,867,071	0	29,867,071	(18,955,626)	-173.72%
INTEREST	0	0	1,303	10,728	0	10,728	(10,728)	
STATE SOURCES	15,023,396	22,630,757	1,451,732	11,649,471	0	11,649,471	10,981,286	48.52%
FEDERAL SOURCES	432,832,558	652,658,927	4,038,189	130,588,391	0	130,588,391	522,070,536	79.99%
TRANSFERS AND OTHER LOCAL	4,998,766	5,498,766	109,788	1,871,749	0	1,871,749	3,627,017	65.96%
Total Revenue	463,685,644	691,699,895	8,869,093	173,987,409	0	173,987,409	517,712,486	74.85%
INSTRUCTION	136,180,733.75	251,175,396.18	5,425,026.13	71,212,027.32	9,740,788.60	80,952,815.92	170,222,580.26	67.77%
PUPIL SERVICES	42,472,520.33	49,188,967.09	2,975,574.93	17,889,480.32	1,732,458.34	19,621,938.66	29,567,028.43	60.11%
IMPROVEMENT OF INSTRUCTIONAL SERVICES	28,613,766.38	5,279,331.29	198,482.61	1,381,304.11	22,392.92	1,403,697.03	3,875,634.26	73.41%
INSTRUCTIONAL STAFF TRAINING	51,067,026.17	54,822,106.96	2,384,583.17	14,799,123.38	678,481.98	15,477,605.36	39,344,501.60	71.77%
EDUCATIONAL MEDIA SERVICES	2,893,575.00	3,125,766.00	0.00	276,251.53	865.83	277,117.36	2,848,648.64	91.13%
FEDERAL GRANT ADMINISTRATION	3,520,157.43	8,793,191.65	353,471.82	3,222,184.66	107,488.75	3,329,673.41	5,463,518.24	62.13%
GENERAL ADMINISTRATION	52,346,285.68	50,664,869.55	140,114.46	5,763,929.75	4,628.07	5,768,557.82	44,896,311.73	88.61%
SCHOOL ADMINISTRATION	27,958,822.82	6,381,529.04	43,050.83	1,901,608.48	0.00	1,901,608.48	4,479,920.56	70.20%
SUPPORT SERVICES - BUSINESS	26,102,645.00	272,506.05	7,866.60	266,845.99	0.00	266,845.99	5,660.06	2.08%
MAINTENANCE AND OPERATION OF PLANT SERVICES	75,241,413.42	64,465,140.68	55,101.42	3,162,676.17	1,706,333.57	4,869,009.74	59,596,130.94	92.45%
STUDENT TRANSPORTATION SERVICE	27,768,642.51	26,159,858.67	375,574.41	3,214,999.45	3,858,368.97	7,073,368.42	19,086,490.25	72.96%
SUPPORT SERVICES - CENTRAL	81,059,163.54	5,673,210.58	105,585.31	921,651.36	10,661.27	932,312.63	4,740,897.95	83.57%
OTHER SUPPORT SERVICES	26,500.00	408,943.14	38,524.79	237,691.53	2,905.00	240,596.53	168,346.61	41.17%
SCHOOL NUTRITION PROGRAM	53,747,141.00	21,742,362.61	0.00	1,303,530.40	0.00	1,303,530.40	20,438,832.21	94.00%
ENTERPRISE OPERATIONS	1,897,082.28	2,467,082.28	192,376.54	4,933,372.37	219,224.07	5,152,596.44	(2,685,514.16)	-108.85%
COMMUNITY SERVICES OPERATIONS	0	0	0	0	0	0	0	
FACILITIES ACQUISITION AND CONSTRUCTION SERVICES	158,786,775.40	141,684,430.24	285,968.89	10,531,982.81	5,639,826.12	16,171,808.93	125,512,621.31	88.59%
TRANSFERS & OTHER OUTLAYS	891,245.00	891,245.00	1,693,403.11	13,836,645.47	0.00	13,836,645.47	(12,945,400.47)	-1452.51%
Total Expenditures	770,573,496	693,195,937	14,274,705	154,855,305	23,724,423	178,579,729	514,616,208	74.24%
Revenues OVER/UNDER Expenditures	(306,887,852)	(1,496,042)	(5,405,612)	19,132,104		(4,592,319)	3,096,277	
BEGINNING BALANCE (Estimated)				0		0		
ENDING BALANCE				19,132,104		(4,592,319)		

DEKALB COUNTY BOARD OF EDUCATION
FY2024 DEBT SERVICE (ROLLUP)
STATEMENT OF REVENUE & EXPENDITURES
2/29/2024
(UNAUDITED)

Description	ORIGINAL BUDGET	AMENDED BUDGET	CURRENT MONTH	REV/EXP YTD	ENCUMBRANCE	TOTAL REV/EXP YTD	REMAINING BALANCE	% of REMAINING BUDGET
INTEREST	0	0	0	0	0	0	0	NA
TRANSFERS AND OTHER LOCAL	0	0	0	0	0	0	0	NA
Total Revenue	0	0	0	0	0	0	0	NA
TRANSFERS & OTHER OUTLAYS	0	0	0	47,605	0	47,605	(47,605)	NA
DEBT SERVICE	0	0	0	0	0	0	0	NA
Total Expenditures	0	0	0	47,605	0	47,605	(47,605)	NA
Revenues OVER/UNDER Expenditures	0	0	0	(47,605)		(47,605)	47,605	
BEGINNING BALANCE (Estimated)				47,605		47,605		
ENDING BALANCE				0		0		

DEKALB COUNTY BOARD OF EDUCATION
FY2024 CAPITAL PROJECTS (ROLLUP)
STATEMENT OF REVENUE & EXPENDITURES
2/29/2024
(UNAUDITED)

Description	ORIGINAL BUDGET	AMENDED BUDGET	CURRENT MONTH	REV/EXP YTD	ENCUMBRANCE	TOTAL REV/EXP YTD	REMAINING BALANCE	% of REMAINING BUDGET
LOCAL REVENUES	429,011,000	429,086,573	11,953,973	88,288,022	0	88,288,022	340,798,551	79.42%
INTEREST	2,800,000	2,800,000	2,455,384	18,795,464	0	18,795,464	(15,995,464)	-571.27%
STATE SOURCES	0	0	0	0	0	0	0	NA
TRANSFERS AND OTHER LOCAL	0	0	0	47,605	0	47,605	(47,605)	NA
Total Revenue	431,811,000	431,886,573	14,409,357	107,131,091	0	107,131,091	324,755,483	75.19%
INSTRUCTION	5,500	5,500	107,904	901,580	400,361	1,301,941	(1,296,441)	-23571.65%
PUPIL SERVICES	5,500	81,073	0	58,387	33	58,420	22,654	27.94%
IMPROVEMENT OF INSTRUCTIONAL SERVICES	0	17,000,000	194,603	898,236	10,583,530	11,481,765	5,518,235	32.46%
MAINTENANCE AND OPERATION OF PLANT SERVICES	0	0	0	0	0	0	0	NA
STUDENT TRANSPORTATION SERVICE	10,050,882	10,998,914	40,311	612,333	32,075	644,409	10,354,505	94.14%
SUPPORT SERVICES - CENTRAL	1,008,000	731,685	0	0	0	0	731,685	100.00%
ENTERPRISE OPERATIONS	18,000,000	18,000,000	268,220	2,060,781	11,100,134	13,160,915	4,839,085	26.88%
FACILITIES ACQUISITION AND CONSTRUCTION SERVICES	729,323,050	454,208,646	2,682,161	22,046,318	86,625,063	108,671,380	345,537,266	76.07%
TRANSFERS & OTHER OUTLAYS	83,403,442	83,403,442	0	0	0	0	83,403,442	100.00%
DEBT SERVICE	5,572,080	5,572,080	0	5,810,913	0	5,810,913	(238,833)	-4.29%
Total Expenditures	847,368,454	590,001,341	3,293,199	32,388,547	108,741,196	141,129,743	448,871,598	76.08%
Revenues OVER/UNDER Expenditures	(415,557,454)	(158,114,767)	11,116,158	74,742,544		(33,998,652)	(124,116,115)	
BEGINNING BALANCE (Estimated)				509,808,260		509,808,260		
ENDING BALANCE				584,550,804		475,809,608		

DEKALB COUNTY BOARD OF EDUCATION
FY2024 SCHOOL NUTRITION (ROLLUP)
STATEMENT OF REVENUE & EXPENDITURES
2/29/2024
(UNAUDITED)

Description	ORIGINAL BUDGET	AMENDED BUDGET	CURRENT MONTH	REV/EXP YTD	ENCUMBRANCE	TOTAL REV/EXP YTD	REMAINING BALANCE	% of REMAINING BUDGET
LOCAL REVENUES	61,049,795	61,049,795	9,909	1,842,706	0	1,842,706	59,207,089	96.98%
INTEREST	0	0	0	129,540	0	129,540	(129,540)	NA
STATE SOURCES	0	0	128,380	813,403	0	813,403	(813,403)	NA
FEDERAL SOURCES	11,801,978	11,801,978	0	30,475,082	0	30,475,082	(18,673,104)	-158.22%
TRANSFERS AND OTHER LOCAL	2,800,000	2,800,000	0	0	0	0	2,800,000	100.00%
Total Revenue	75,651,773	75,651,773	138,289	33,260,731	0	33,260,731	42,391,043	56.03%
GENERAL ADMINISTRATION	0	0	0	0	0	0	0	NA
SUPPORT SERVICES - BUSINESS	0	0	0	0	0	0	0	NA
SCHOOL NUTRITION PROGRAM	75,651,774	75,651,774	5,233,958	39,115,014	5,027,982	44,142,996	31,508,778	41.65%
TRANSFERS & OTHER OUTLAYS	0	0	0	0	0	0	0	NA
Total Expenditures	75,651,774	75,651,774	5,233,958	39,115,014	5,027,982	44,142,996	31,508,778	41.65%
Revenues OVER/UNDER Expenditures	(0)	(0)	(5,095,669)	(5,854,283)		(10,882,265)	10,882,265	
BEGINNING BALANCE (Estimated)				28,575,254		28,575,254		
ENDING BALANCE				22,720,971		17,692,989		