

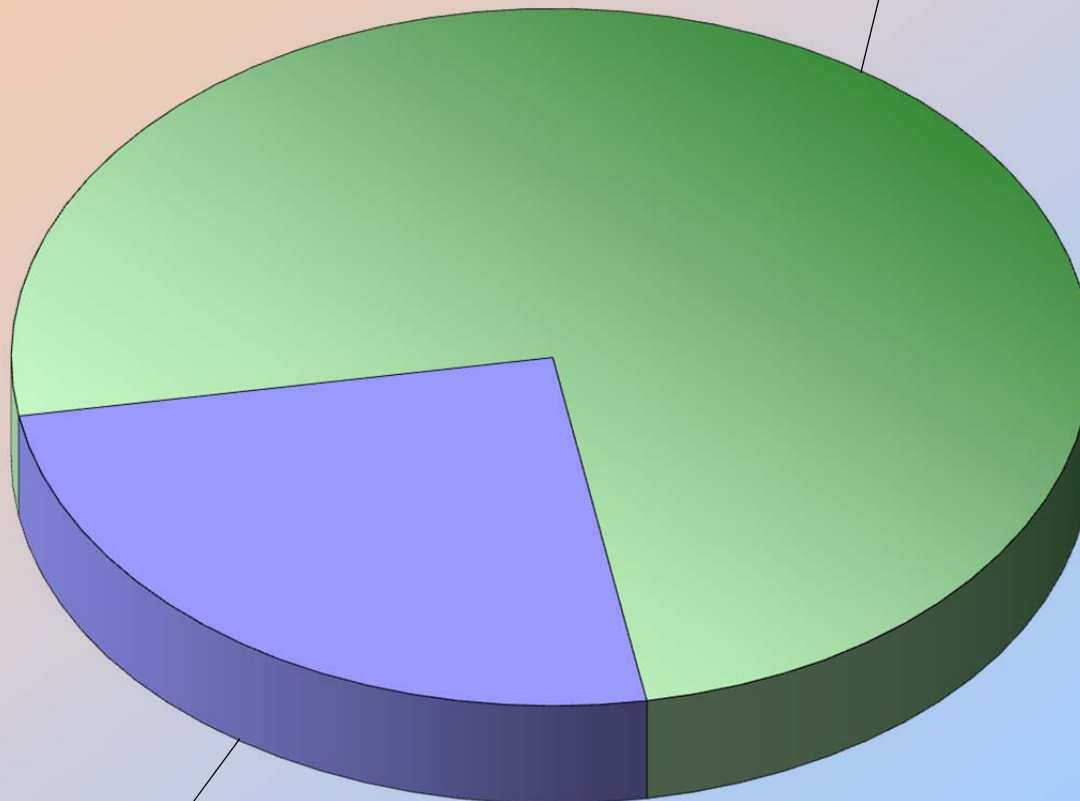
DEKALB COUNTY BOARD OF EDUCATION
FY2024 GENERAL FUND (ROLLUP)
STATEMENT OF REVENUE & EXPENDITURES
4/30/2024
(UNAUDITED)

Description	ORIGINAL BUDGET	AMENDED BUDGET	CURRENT MONTH	REV/EXP YTD	ENCUMBRANCE	TOTAL REV/EXP YTD	REMAINING BALANCE	% of REMAINING BUDGET
LOCAL REVENUES	920,399,645	920,385,016	15,111,555	880,151,588	0	880,151,588	40,233,428	4.37%
INTEREST	9,000,000	9,000,000	2,565,777	18,785,201	0	18,785,201	(9,785,201)	-108.72%
STATE SOURCES	523,845,318	524,472,714	50,321,646	428,029,516	0	428,029,516	96,443,198	18.39%
FEDERAL SOURCES	0	1,650,000	0	6,147,132	0	6,147,132	(4,497,132)	-272.55%
TRANSFERS AND OTHER LOCAL	1,433,772	1,433,772	29,269	182,305	0	182,305	1,251,467	87.28%
Total Revenue	1,454,678,735	1,456,941,502	68,028,246	1,333,295,741	0	1,333,295,741	123,645,760	8.49%
INSTRUCTION	823,739,510	829,642,167	79,282,234	682,164,422	4,263,407	686,427,829	143,214,338	17.26%
PUPIL SERVICES	93,507,172	95,540,189	7,379,836	64,135,393	1,382,013	65,517,406	30,022,784	31.42%
IMPROVEMENT OF INSTRUCTIONAL SERVICES	17,696,255	18,458,802	1,371,824	13,386,327	245,647	13,631,974	4,826,828	26.15%
INSTRUCTIONAL STAFF TRAINING	1,041,887	1,058,127	6,867	54,638	13,062	67,700	990,428	93.60%
EDUCATIONAL MEDIA SERVICES	16,806,267	16,800,461	1,338,771	11,652,894	102,395	11,755,290	5,045,172	30.03%
GENERAL ADMINISTRATION	63,460,020	62,356,318	2,536,936	42,546,909	690,585	43,237,494	19,118,825	30.66%
SCHOOL ADMINISTRATION	83,936,113	83,922,113	7,045,509	67,380,790	6,094	67,386,884	16,535,230	19.70%
SUPPORT SERVICES - BUSINESS	27,492,239	19,709,194	1,340,957	13,344,811	1,522,969	14,867,780	4,841,415	24.56%
MAINTENANCE AND OPERATION OF PLANT SERVICES	221,490,060	217,281,458	11,511,223	126,199,872	16,122,127	142,321,998	74,959,459	34.50%
STUDENT TRANSPORTATION SERVICE	79,886,601	87,152,580	5,750,392	57,770,463	11,018,462	68,788,925	18,363,655	21.07%
SUPPORT SERVICES - CENTRAL	33,141,661	36,331,824	2,285,678	26,649,588	1,457,609	28,107,197	8,224,627	22.64%
OTHER SUPPORT SERVICES	3,431,416	3,289,791	108,497	1,122,881	0	1,122,881	2,166,910	65.87%
SCHOOL NUTRITION PROGRAM	335,000	335,000	0	4,799	0	4,799	330,201	98.57%
ENTERPRISE OPERATIONS	61,672	61,672	63,491	519,970	0	519,970	(458,298)	-743.12%
TRANSFERS & OTHER OUTLAYS	8,341,294	7,841,294	0	1,500,000	0	1,500,000	6,341,294	80.87%
DEBT SERVICE	0	0	0	0	0	0	0	NA
Total Expenditures	1,474,367,167	1,479,780,991	120,022,213	1,108,433,757	36,824,369	1,145,258,126	334,522,866	22.61%
Revenues OVER/UNDER Expenditures	(19,688,433)	(22,839,490)	(51,993,967)	224,861,985		188,037,616		
<i>BEGINNING BALANCE (Estimated)</i>				412,832,666		412,832,666		
<i>ASSIGNED BALANCE (Gold Case)</i>				45,000,000		45,000,000		
UNASSIGNED STARTING BALANCE (Estimated)				367,832,666		367,832,666		
ENDING BALANCE				592,694,651		555,870,282		

**FY2024
DeKalb County School District
YTD Expense Budget vs Actual**

**TOTAL GENERAL OPERATIONS BUDGET
\$1,479,780,991**

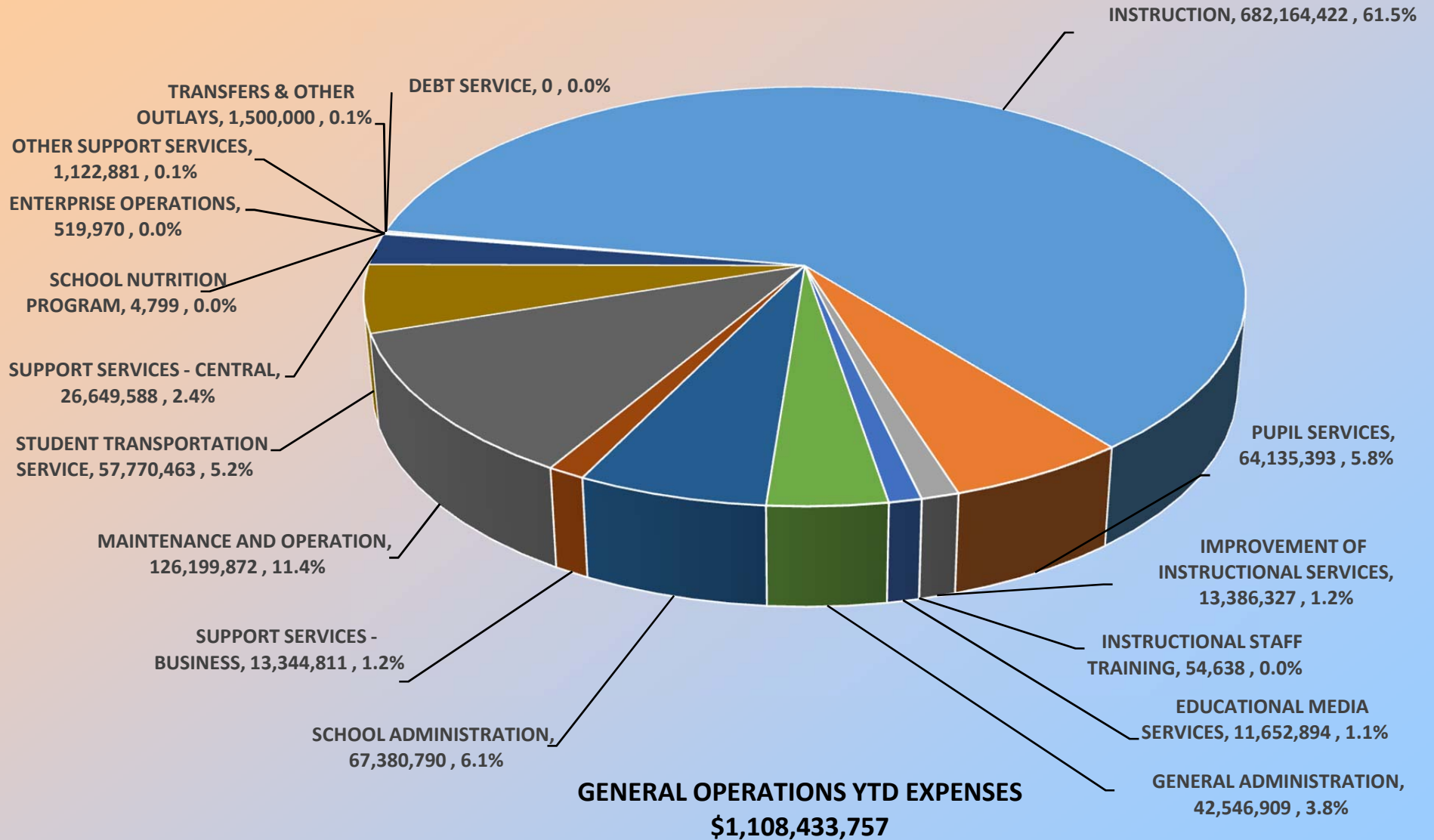
**YTD EXPENSE
\$1,108,433,757 74.9%**



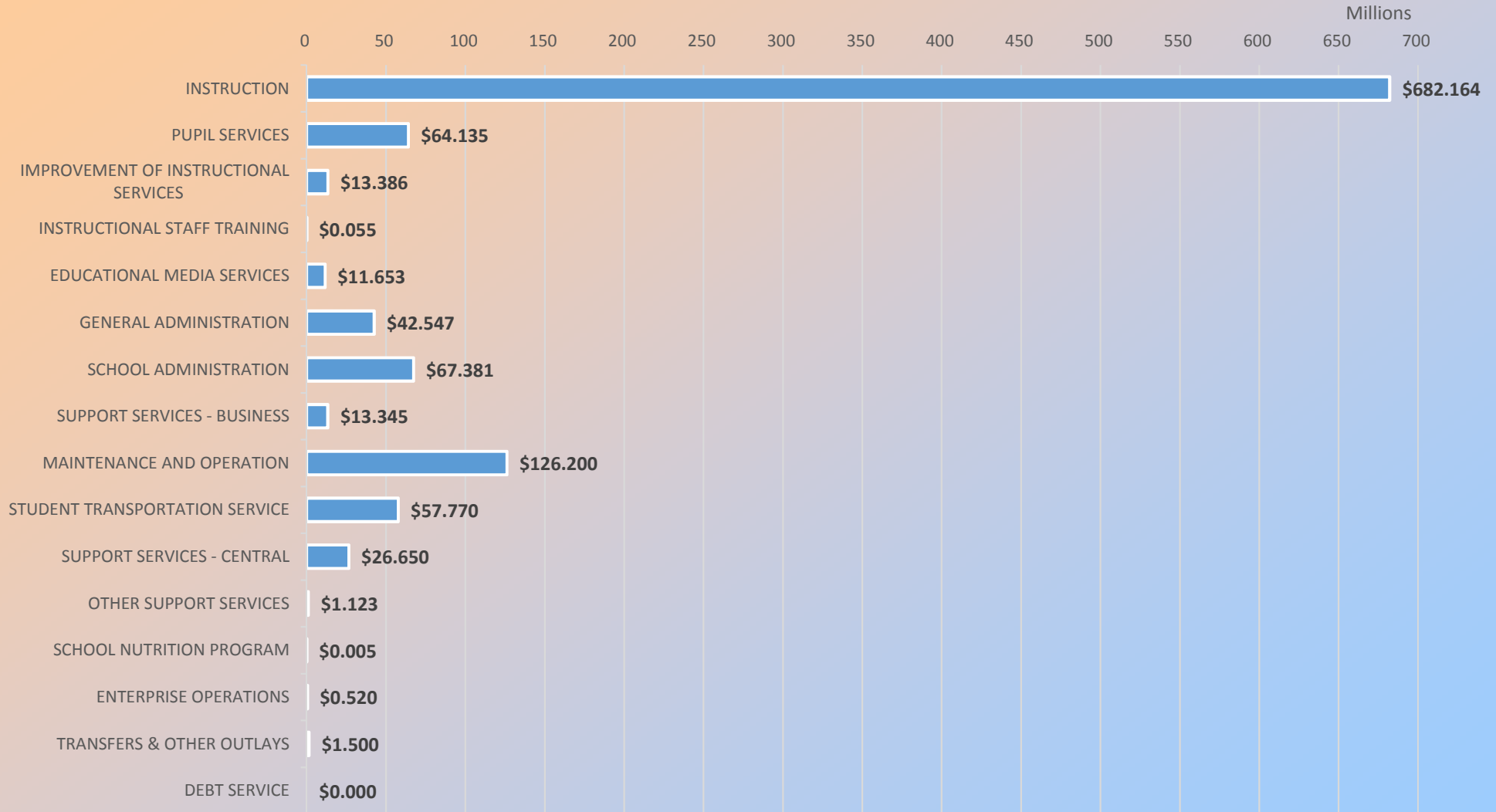
**UNEXPENDED BUDGET
\$371,347,235 25.1%**

UNEXPENDED BUDGET YTD EXPENSE

FY2024 DeKalb County School District YTD Expense Actuals by Function

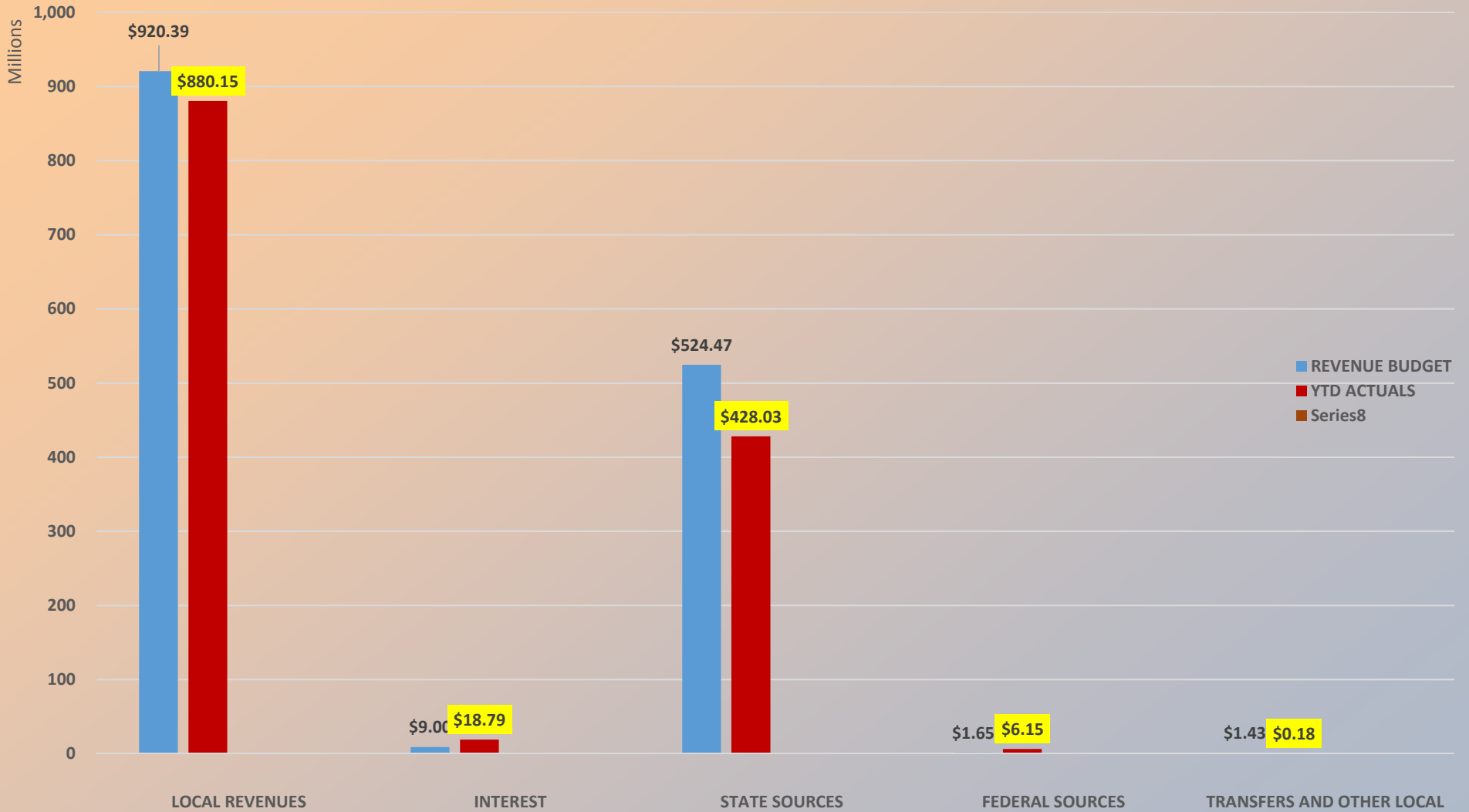


FY2024 DeKalb County School District YTD Expense Actuals by Function



**TOTAL GENERAL OPERATIONS BUDGET
\$1,479,780,991**

FY2024 DCSD General Fund YTD REVENUE Budget vs Collections



(LOCAL & OTHER) Budgeted: \$932,468,788 Actual: \$905,266,226 97.08%
 (STATE) Budgeted: \$524,472,714 Actual: \$428,029,516 81.61%
 TOTAL Budgeted: \$1,456,941,502 Actual: \$1,333,295,741 91.51%

DEKALB COUNTY BOARD OF EDUCATION
FY2024 SPECIAL REVENUE (ROLLUP)
STATEMENT OF REVENUE & EXPENDITURES
4/30/2024
(UNAUDITED)

Description	ORIGINAL BUDGET	AMENDED BUDGET	CURRENT MONTH	REV/EXP YTD	ENCUMBRANCE	TOTAL REV/EXP YTD	REMAINING BALANCE	% of REMAINING BUDGET
LOCAL REVENUES	10,833,428	12,178,593	3,457,552	30,677,261	0	30,677,261	(18,498,668)	-151.89%
INTEREST	0	0	1,358	13,482	0	13,482	(13,482)	NA
STATE SOURCES	15,128,596	22,735,957	2,349,570	15,635,390	0	15,635,390	7,100,567	31.23%
FEDERAL SOURCES	433,112,762	697,825,636	5,881,781	147,751,649	0	147,751,649	550,073,987	78.83%
TRANSFERS AND OTHER LOCAL	4,998,766	5,498,766	29,994	1,958,799	0	1,958,799	3,539,967	64.38%
Total Revenue	464,073,552	738,238,952	11,720,254	196,036,581	0	196,036,581	542,202,372	73.45%
INSTRUCTION	137,644,383.75	271,633,629.82	6,551,593.10	86,957,671.56	10,032,402.68	96,990,074	174,643,556	64.29%
PUPIL SERVICES	44,719,620.33	61,328,696.49	2,660,661.00	23,314,843.81	1,622,541.63	24,937,385	36,391,311	59.34%
IMPROVEMENT OF INSTRUCTIONAL SERVICES	28,655,586.38	5,334,491.89	201,179.06	1,720,137.08	82,223.36	1,802,360	3,532,131	66.21%
INSTRUCTIONAL STAFF TRAINING	51,815,596.17	66,137,961.90	2,473,208.94	19,334,391.87	572,053.04	19,906,445	46,231,517	69.90%
EDUCATIONAL MEDIA SERVICES	2,893,575.00	3,199,766.00	7,732.59	285,800.93	9,503.44	295,304	2,904,462	90.77%
FEDERAL GRANT ADMINISTRATION	3,685,807.43	5,954,563.65	342,849.77	3,849,420.98	1,808.10	3,851,229	2,103,335	35.32%
GENERAL ADMINISTRATION	52,376,285.68	51,679,439.01	160,247.96	6,036,415.65	2,891.63	6,039,307	45,640,132	88.31%
SCHOOL ADMINISTRATION	27,958,822.82	6,354,858.39	57,216.57	1,988,084.48	0.00	1,988,084	4,366,774	68.72%
SUPPORT SERVICES - BUSINESS	26,102,645.00	840,426.35	246,913.92	521,896.52	0.00	521,897	318,530	37.90%
MAINTENANCE AND OPERATION OF PLANT SERVICES	75,241,413.42	64,570,138.69	710,730.73	4,176,734.18	2,423,319.91	6,600,054	57,970,085	89.78%
STUDENT TRANSPORTATION SERVICE	27,785,842.51	26,962,255.67	307,998.42	4,174,709.54	2,925,500.40	7,100,210	19,862,046	73.67%
SUPPORT SERVICES - CENTRAL	81,059,163.54	5,944,042.58	169,473.91	1,389,549.64	7,307.24	1,396,857	4,547,186	76.50%
OTHER SUPPORT SERVICES	39,004.00	649,922.14	34,686.00	309,577.12	0.00	309,577	340,345	52.37%
SCHOOL NUTRITION PROGRAM	53,747,141.00	21,747,913.36	0.00	1,314,182.65	0.00	1,314,183	20,433,731	93.96%
ENTERPRISE OPERATIONS	1,897,082.28	2,467,082.28	81,365.44	2,351,719.28	85,025.88	2,436,745	30,337	1.23%
COMMUNITY SERVICES OPERATIONS	0	0	0	0	0	0	0	NA
FACILITIES ACQUISITION AND CONSTRUCTION SERVICES	158,786,775.40	140,901,109.12	964,518.75	13,816,161.34	2,355,647.59	16,171,809	124,729,300	88.52%
TRANSFERS & OTHER OUTLAYS	891,245.00	891,245.00	1,553,925.78	17,000,587.98	0.00	17,000,588	(16,109,343)	-1807.51%
Total Expenditures	775,299,990	736,597,542	16,524,302	188,541,885	20,120,225	208,662,110	527,935,433	71.67%
Revenues OVER/UNDER Expenditures	(311,226,438)	1,641,410	(4,804,047)	7,494,696		(12,625,529)	14,266,939	
BEGINNING BALANCE (Estimated)				0		0		
ENDING BALANCE				7,494,696		(12,625,529)		

DEKALB COUNTY BOARD OF EDUCATION
FY2024 DEBT SERVICE (ROLLUP)
STATEMENT OF REVENUE & EXPENDITURES
4/30/2024
(UNAUDITED)

Description	ORIGINAL BUDGET	AMENDED BUDGET	CURRENT MONTH	REV/EXP YTD	ENCUMBRANCE	TOTAL REV/EXP YTD	REMAINING BALANCE	% of REMAINING BUDGET
INTEREST	0	0	0	0	0	0	0	NA
TRANSFERS AND OTHER LOCAL	0	0	0	0	0	0	0	NA
Total Revenue	0	0	0	0	0	0	0	NA
TRANSFERS & OTHER OUTLAYS	0	0	0	47,605	0	47,605	(47,605)	NA
DEBT SERVICE	0	0	0	0	0	0	0	NA
Total Expenditures	0	0	0	47,605	0	47,605	(47,605)	NA
Revenues OVER/UNDER Expenditures	0	0	0	(47,605)		(47,605)	47,605	
BEGINNING BALANCE (Estimated)				47,605		47,605		
ENDING BALANCE				0		0		

DEKALB COUNTY BOARD OF EDUCATION
FY2024 CAPITAL PROJECTS (ROLLUP)
STATEMENT OF REVENUE & EXPENDITURES
4/30/2024
(UNAUDITED)

Description	ORIGINAL BUDGET	AMENDED BUDGET	CURRENT MONTH	REV/EXP YTD	ENCUMBRANCE	TOTAL REV/EXP YTD	REMAINING BALANCE	% of REMAINING BUDGET
LOCAL REVENUES	429,011,000	429,086,573	13,104,632	121,481,705	0	121,481,705	307,604,868	71.69%
INTEREST	2,800,000	2,800,000	2,629,820	24,110,608	0	24,110,608	(21,310,608)	-761.09%
STATE SOURCES	0	0	33,407	114,539	0	114,539	(114,539)	NA
TRANSFERS AND OTHER LOCAL	0	0	3,369,125	3,416,729	0	3,416,729	(3,416,729)	NA
Total Revenue	431,811,000	431,886,573	19,136,984	149,123,581	0	149,123,581	282,762,992	65.47%
INSTRUCTION	5,500	5,500	47,361	948,941	1,795	950,736	(945,236)	-17186.12%
PUPIL SERVICES	5,500	81,073	0	58,519	33	58,552	22,522	27.78%
IMPROVEMENT OF INSTRUCTIONAL SERVICES	0	17,000,000	103,675	1,414,973	10,066,792	11,481,765	5,518,235	32.46%
MAINTENANCE AND OPERATION OF PLANT SERVICES	10,050,882	10,998,914	40,311	672,511	32,075	704,586	10,294,327	93.59%
STUDENT TRANSPORTATION SERVICE	1,008,000	731,685	0	0	0	0	731,685	100.00%
SUPPORT SERVICES - CENTRAL	18,000,000	18,000,000	0	2,325,041	10,835,875	13,160,915	4,839,085	26.88%
ENTERPRISE OPERATIONS	0	0	1,924	2,999,842	900	3,000,742	(3,000,742)	NA
FACILITIES ACQUISITION AND CONSTRUCTION SERVICES	729,323,050	461,984,646	4,465,476	33,766,615	89,599,021	123,365,636	338,619,010	73.30%
TRANSFERS & OTHER OUTLAYS	83,403,442	83,403,442	3,369,125	3,369,125	0	3,369,125	80,034,317	95.96%
DEBT SERVICE	5,572,080	5,572,080	0	5,810,913	0	5,810,913	(238,833)	-4.29%
Total Expenditures	847,368,454	597,777,341	8,027,872	51,366,479	110,536,491	161,902,970	435,874,370	72.92%
Revenues OVER/UNDER Expenditures	(415,557,454)	(165,890,767)	11,109,112	97,757,103		(12,779,389)	(153,111,378)	
BEGINNING BALANCE (Estimated)				509,808,260		509,808,260		
ENDING BALANCE				607,565,363		497,028,871		

DEKALB COUNTY BOARD OF EDUCATION
FY2024 SCHOOL NUTRITION (ROLLUP)
STATEMENT OF REVENUE & EXPENDITURES
4/30/2024
(UNAUDITED)

Description	ORIGINAL BUDGET	AMENDED BUDGET	CURRENT MONTH	REV/EXP YTD	ENCUMBRANCE	TOTAL REV/EXP YTD	REMAINING BALANCE	% of REMAINING BUDGET
LOCAL REVENUES	61,049,795	61,049,795	1,245	1,034,821	0	1,034,821	60,014,975	98.30%
INTEREST	0	0	0	129,540	0	129,540	(129,540)	NA
STATE SOURCES	0	0	128,380	1,070,163	0	1,070,163	(1,070,163)	NA
FEDERAL SOURCES	11,801,978	19,287,015	554,103	61,860,098	0	61,860,098	(42,573,084)	-220.73%
TRANSFERS AND OTHER LOCAL	2,800,000	2,800,000	0	0	0	0	2,800,000	100.00%
Total Revenue	75,651,773	83,136,810	683,728	64,094,622	0	64,094,622	19,042,188	22.90%
GENERAL ADMINISTRATION	0	0	0	0	0	0	0	NA
SUPPORT SERVICES - BUSINESS	0	0	0	0	0	0	0	NA
SCHOOL NUTRITION PROGRAM	75,651,774	83,136,810	3,590,175	47,664,239	4,436,366	52,100,605	31,036,205	37.33%
TRANSFERS & OTHER OUTLAYS	0	0	0	0	0	0	0	NA
Total Expenditures	75,651,774	83,136,810	3,590,175	47,664,239	4,436,366	52,100,605	31,036,205	37.33%
Revenues OVER/UNDER Expenditures	(0)	(0)	(2,906,448)	16,430,383		11,994,016	(11,994,017)	
BEGINNING BALANCE (Estimated)				28,575,254		28,575,254		
ENDING BALANCE				45,005,637		40,569,270		