

Safe Schools Act
(HB 147)
Board Meeting
07-08-2024

Elijah Palmer
Chief of Staff (DCSD)





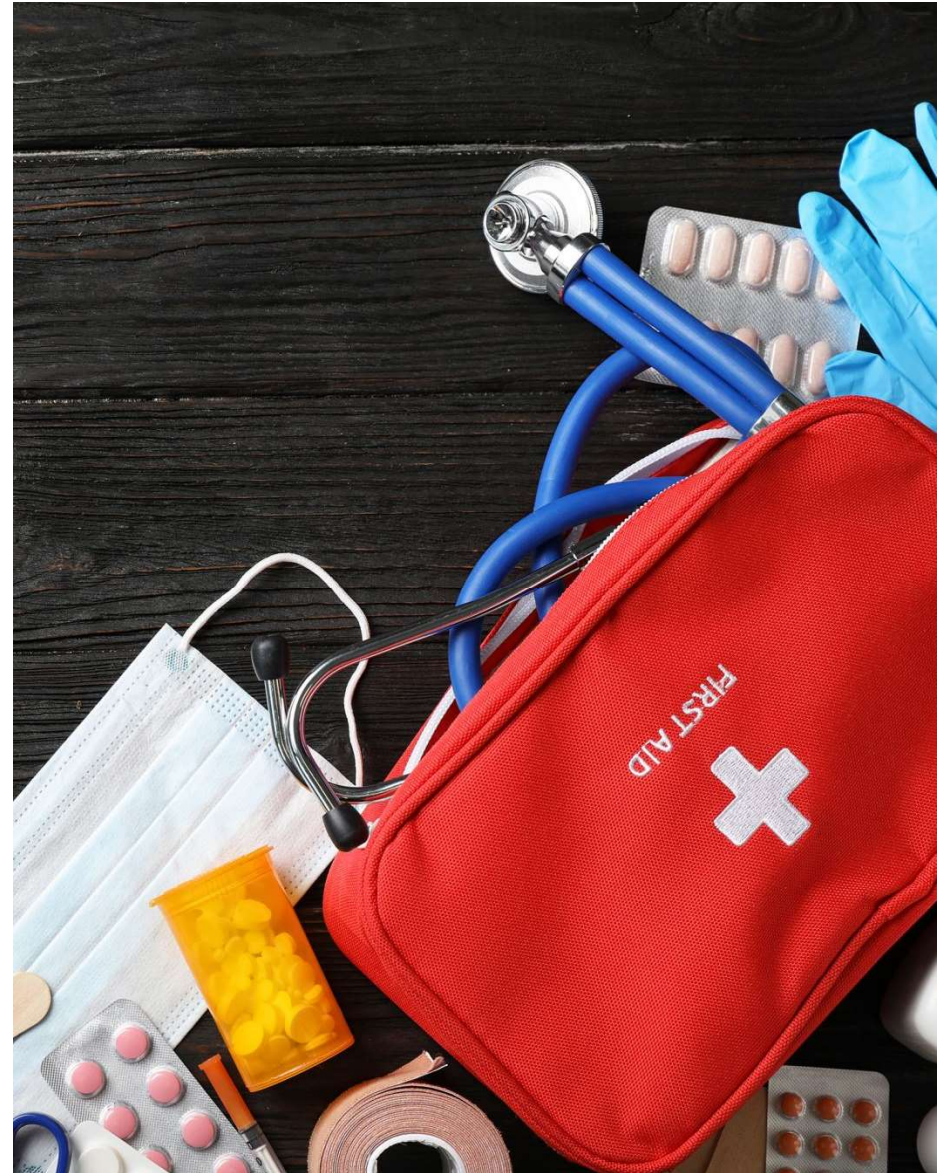
Background: Safe School Act HB 147

On April 13, 2023 HB 147 was passed with an effective date of July 1, 2023.

Every public school shall prepare a school safety plan to help curb the growing incidences of violence in schools, to respond effectively to such incidents, and to provide a safe learning environment for Georgia's children, teachers, and other school personnel. Such plan shall also address preparedness for natural disasters, hazardous materials or radiological accidents, acts of violence, and acts of terrorism.


EMERGENCY KIT

- ❖ All schools should develop at least 2 emergency evacuation kits to be taken from the school during any evacuation (including drills to ensure consistency).
 - One kit should be located in the administrator's office and should become the portable "command center" for the lead administrator during a crisis.
 - The second kit should be located on the opposite side of the facility and taken to the evacuation site or family reunification site if necessary.



LOCK DOWN PROCEDURES

- Level 1- Exterior Lockdown:
 - Lock all exterior doors, lock , and monitor main access door.
 - Monitor movement of students, particularly between classes.
 - Movement is limited inside the building.
 - Students and staff remain in building.
 - Block visibility into classrooms from exterior windows and doors.





LOCKDOWN PROCEDURES

- Level 2- Interior Lockdown:
 - Lock all exterior doors as well as ensure classroom doors are secured.
 - Open exterior window blinds or curtains to allow exterior visibility into classroom.
 - Conduct accountability procedures and display appropriate emergency status cards.
 - Staff and students do not leave classroom.
 - Continue classroom instruction or normal activities within the classroom.
 - Do not contact office unless you have pertinent information or an emergency.
 - Announce for all visitors/vendors inside the building to return to the office.

LOCK DOWN PROCEDURES

- Level 3: Full Lockdown:
 - If safe to do so, lock exterior doors (primarily applicable when multiple buildings exist).
 - Immediately ensure classroom doors are locked and consider barricading interior classroom doors.
 - All persons move out of sight in locked classroom (e.g next to interior walls, under desks, or under tables). Turn off lights and/or block visibility if visibility is possible from interior windows and doors.
 - Remain silent.
 - Open exterior window blinds or curtains to allow exterior visibility into classroom.



Emergency Evacuation/ Reunification

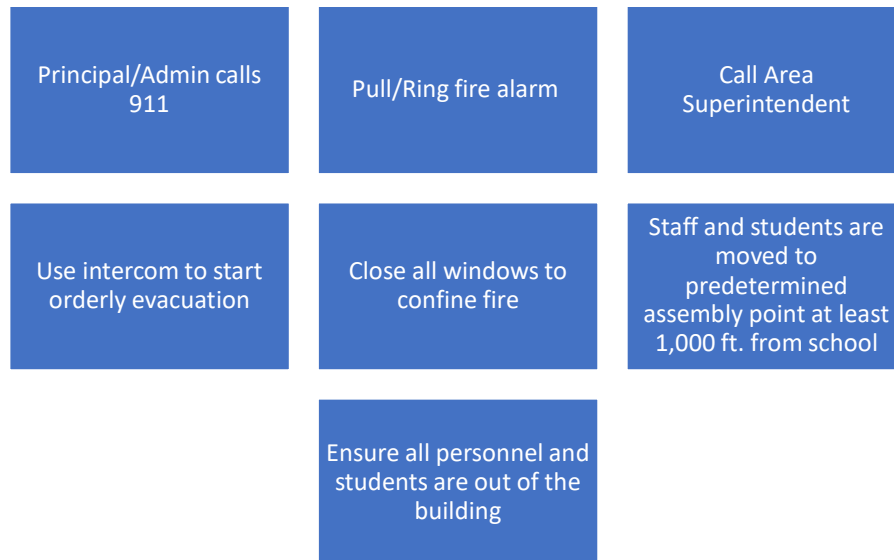
Preparedness

- Identify outside assembly point at least 1,000 ft. Away from the school building.
- Establish the evacuation routes.
- Provide special evacuation needs of the disabled.
- Have copy of evacuation plan accessible to teacher and admin during evacuation.
- Orient staff, faculty, and students to the evacuation routes, specific duties, and responsibilities during evacuation.

• **Response**

- Teachers should bring their class rosters with them and should ensure all students are out of classrooms and restrooms.
- Teachers will lead students to designated holding areas/assembly areas.
- Attendance is taken to make sure all students are present.
- Teachers will wait with students until Admin gives an "All Clear" signal.
- Decision is made to take students to Reunification sites.
- Parents are directed to Reunification sites for orderly pick up.

FIRE IN BUILDING



- Designated staff has emergency kits available.
- Designated staff should survey students at assembly check point.
- All school personnel and students must remain in assembly area until "All Clear" signal is sent.
- Alert Crisis Management Team.
- Admin Team and Area Superintendent should prepare written statement to be sent home with students.

Active Shooter Protocol

- Shelter in Place
 - All staff members should take measures to protect the lives of students and their own.
 - Teachers should, if possible, check the hallway area near their classrooms and allow any student or staff without shelter to enter.
 - Teachers should secure the door by closing the door and ensuring that they're properly locked.
 - All lights inside classrooms should be turned off.
 - If possible, the interior window should be completely covered.
- According to Full Lockdown procedures set forward by GEMA: Exterior blinds or window coverings are to be open to allow visibility in the classroom.
- All students should move out of sight to a blind corner or a portion of the room so that they can't be seen through doorway or any window.
- Teachers should make every effort to keep everyone in room silent. Only communicating emergency information only.

Active Shooter Protocol....

- Evacuation
 - Occupants of the room should only leave when directed to do so by Law Enforcement.
 - Once directed to leave by Law Enforcement, teachers will escort and monitor their class to designated location by Law Enforcement.
 - Teacher will remain with their class or group of students at all times.
 - Designated staff should take Emergency Kit to designated assembly area.
- Defense
 - If locking mechanisms are not working properly, all efforts should be made to barricade the door.
 - If room is penetrated by active shooter, occupants are authorized to defend themselves against threat.
 - Occupants may: throw items such as books, pens, pencils, chairs, and other items as defense tools.

Report of a Weapon on Campus

Call 911 Immediately or
DCSD Public Safety at (678)
676-1810

Notify Area Superintendent

Administrator and SRO
should proceed to the area
where the weapon is
reported to be.


While SRO and
Admin escort the suspected
student a designated staff
member should carry all
student's belongings at
a safe distance.

Student is taken to a
designated place where
they will empty pockets and
take off their shoes.

Belongings are searched
thoroughly.

Any weapon found should
be immediately secured to
be turned over to DCSD
police.

Admin/School Staff should
not engage or
confront anyone who is in
possession of a weapon or
attempt to unload a
firearm.



Gunshots are heard in or near the school

Immediately lockdown the school (Identify whether Level 1 (Exterior) or Level 2 (Interior) Lockdown).

Contact staff outdoors with students to take refuge at predetermined site.

Call 911

View surveillance monitors to determine location and nature of the incident.

Contact Area Superintendent



DRILLS THAT ARE MANDATED

- Fire Drills- 2 performed within the first 30 days of school opening, with the first one occurring within the first 10 days of start of school. After that, the fire drills are conducted and reported online monthly.
- During months of November and February, the Georgia State Fire Marshal Office requires a weather drill is conducted and reported online, instead of a fire drill.
- Lockdown Drill
 - 1st semester- should be performed within first 10 days of school and conducted by Admin/Staff.
 - 2nd semester- Lockdown drill will be conducted and scored. Schools will be evaluated on the following criteria:
 - Was there quick and orderly response to school's signal for lockdown?
 - Were doors locked?
 - Was anyone in an unsecured area?

Centegix Crisis Alert Badge

- Centegix Crisis Alert Badge: Allows staff and security professionals to request assistance and implement emergency protocols from anywhere on campus when necessary.
 - Every staff member has the badge to use in case of a crisis or emergency.
 - Schools have additional badges for substitute teachers that will serve as the sub for the day.

EVOLV Weapons Detection System

- This system allows students, staff, and visitors to enter the school building through designated entrances equipped with advanced sensor technology scanners that will identify metal, devices, and weapons to prevent students and staff from potential harm in DCSD.
 - All High Schools and Middle Schools currently have these detectors
 - Board is being asked to approve for the 5 stadiums and 2 additional schools: [DECA](#) and [Wadsworth Magnet](#)
 - Additional HS: [Lakeside](#), [Columbia](#), [Dunwoody](#), [Chamblee](#)
 - 11 Total EVOLV Machines

Threats/Terroristic Threats Protocol

Threats to harm person and/or property at school or the DCSD pose a significant concern and must be taken seriously and immediately addressed. These procedures must be utilized for threats sent via social media, text, email, and/or other means.

Threat Response

- Immediately contact SRO or Public Safety (678) 676-1810.
- DCSD will conduct a Behavioral Threat Assessment and advise.
- If the threat was via social media, email, or text immediately screenshot, print, and save message to be shared with SRO.
- SRO will determine if Lockdown or evacuation is necessary.
- Alert Crisis Management Team at (678) 596-2739 if necessary.

QUESTIONS

