

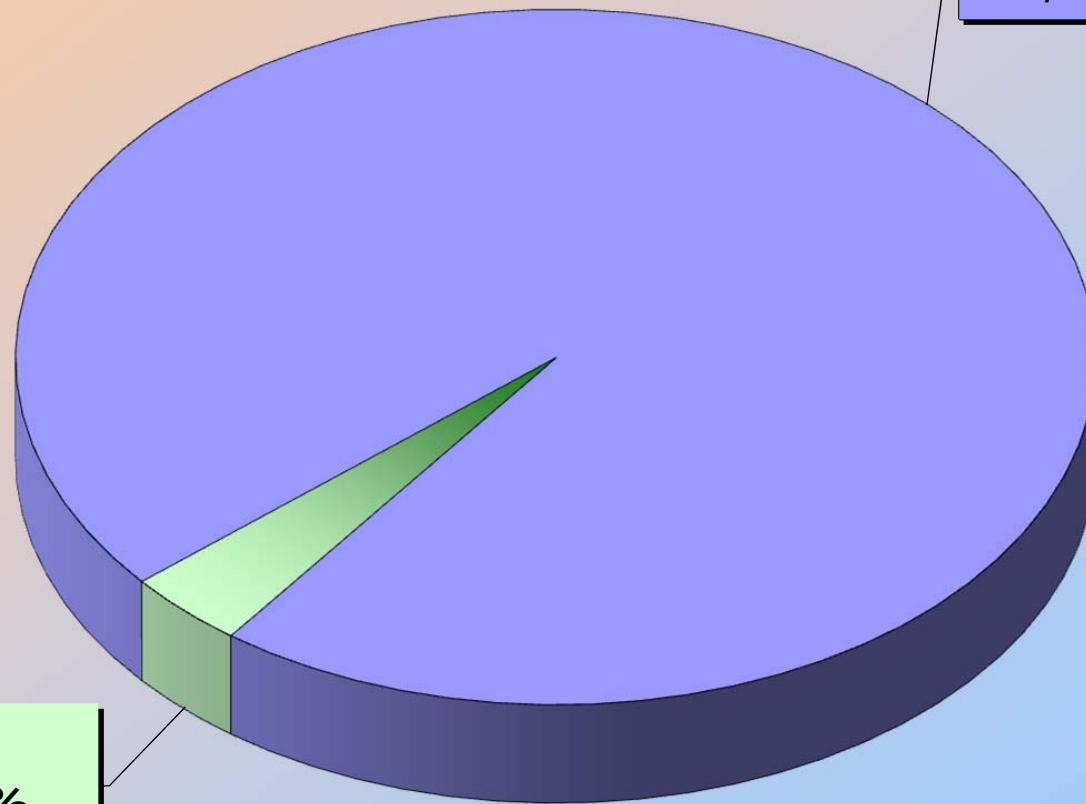
DEKALB COUNTY BOARD OF EDUCATION
FY2025 GENERAL FUND (ROLLUP)
STATEMENT OF REVENUE & EXPENDITURES
7/31/2024
(UNAUDITED)

Description	ORIGINAL BUDGET	AMENDED BUDGET	CURRENT MONTH	REV/EXP YTD	ENCUMBRANCE	TOTAL REV/EXP YTD	REMAINING BALANCE	% of REMAINING BUDGET
LOCAL REVENUES	970,338,398	970,378,424	0	0	0	0	970,378,424	100.00%
INTEREST	15,000,000	15,000,000	2,000,987	2,000,987	0	2,000,987	12,999,013	86.66%
STATE SOURCES	553,170,156	553,440,156	7,843,261	7,843,261	0	7,843,261	545,596,895	98.58%
FEDERAL SOURCES	0	0	0	0	0	0	0	NA
TRANSFERS AND OTHER LOCAL	0	0	0	0	0	0	0	NA
Total Revenue	1,538,508,554	1,538,818,580	9,844,248	9,844,248	0	9,844,248	1,528,974,332	99.36%
INSTRUCTION	894,919,301	901,730,089	8,832,801	8,832,801	4,552,150	13,384,951	888,345,138	98.52%
PUPIL SERVICES	79,297,110	72,252,704	1,283,427	1,283,427	(455,058)	828,369	71,424,335	98.85%
IMPROVEMENT OF INSTRUCTIONAL SERVICES	23,130,297	23,503,119	1,000,348	1,000,348	(101,099)	899,249	22,603,870	96.17%
INSTRUCTIONAL STAFF TRAINING	760,475	1,405,899	0	0	0	0	1,405,899	100.00%
EDUCATIONAL MEDIA SERVICES	16,206,104	18,136,692	55,256	55,256	1,510	56,766	18,079,926	99.69%
GENERAL ADMINISTRATION	64,236,194	64,351,865	1,704,487	1,704,487	(48,081)	1,656,405	62,695,459	97.43%
SCHOOL ADMINISTRATION	71,948,331	71,946,331	3,144,698	3,144,698	0	3,144,698	68,801,633	95.63%
SUPPORT SERVICES - BUSINESS	21,389,018	21,387,573	1,007,407	1,007,407	(16,647)	990,760	20,396,813	95.37%
MAINTENANCE AND OPERATION OF PLANT SERVICES	261,443,899	261,443,899	15,019,326	15,019,326	43,120,488	58,139,813	203,304,086	77.76%
SCHOOL SAFETY AND SECURITY	0	0	0	0	0	0	0	NA
STUDENT TRANSPORTATION SERVICE	95,646,171	95,646,171	1,827,046	1,827,046	(895,069)	931,977	94,714,195	99.03%
SUPPORT SERVICES - CENTRAL	43,951,806	44,080,905	3,201,446	3,201,446	1,897,143	5,098,589	38,982,316	88.43%
OTHER SUPPORT SERVICES	1,492,693	1,492,693	37,262	37,262	0	37,262	1,455,431	97.50%
SCHOOL NUTRITION PROGRAM	351,273	351,273	0	0	0	0	351,273	100.00%
ENTERPRISE OPERATIONS	1,502,100	1,502,100	0	0	0	0	1,502,100	100.00%
TRANSFERS & OTHER OUTLAYS	26,854,843	26,854,843	21,000,000	21,000,000	0	21,000,000	5,854,843	21.80%
DEBT SERVICE	0	0	0	0	0	0	0	NA
Total Expenditures	1,603,129,615	1,606,086,155	58,113,503	58,113,503	48,055,335	106,168,839	1,499,917,317	93.39%
Revenues OVER/UNDER Expenditures	(64,621,061)	(67,267,576)	(48,269,255)	(48,269,255)		(96,324,591)		
<i>BEGINNING BALANCE (Estimated)</i>				465,505,949		465,505,949		
<i>ASSIGNED BALANCE (Gold Case)</i>				45,000,000		45,000,000		
UNASSIGNED STARTING BALANCE (Estimated)				420,505,949		420,505,949		
ENDING BALANCE				372,236,694		324,181,358		

**FY2025
DeKalb County School District
YTD Expense Budget vs Actual**

**TOTAL GENERAL OPERATIONS BUDGET
\$1,606,086,155**

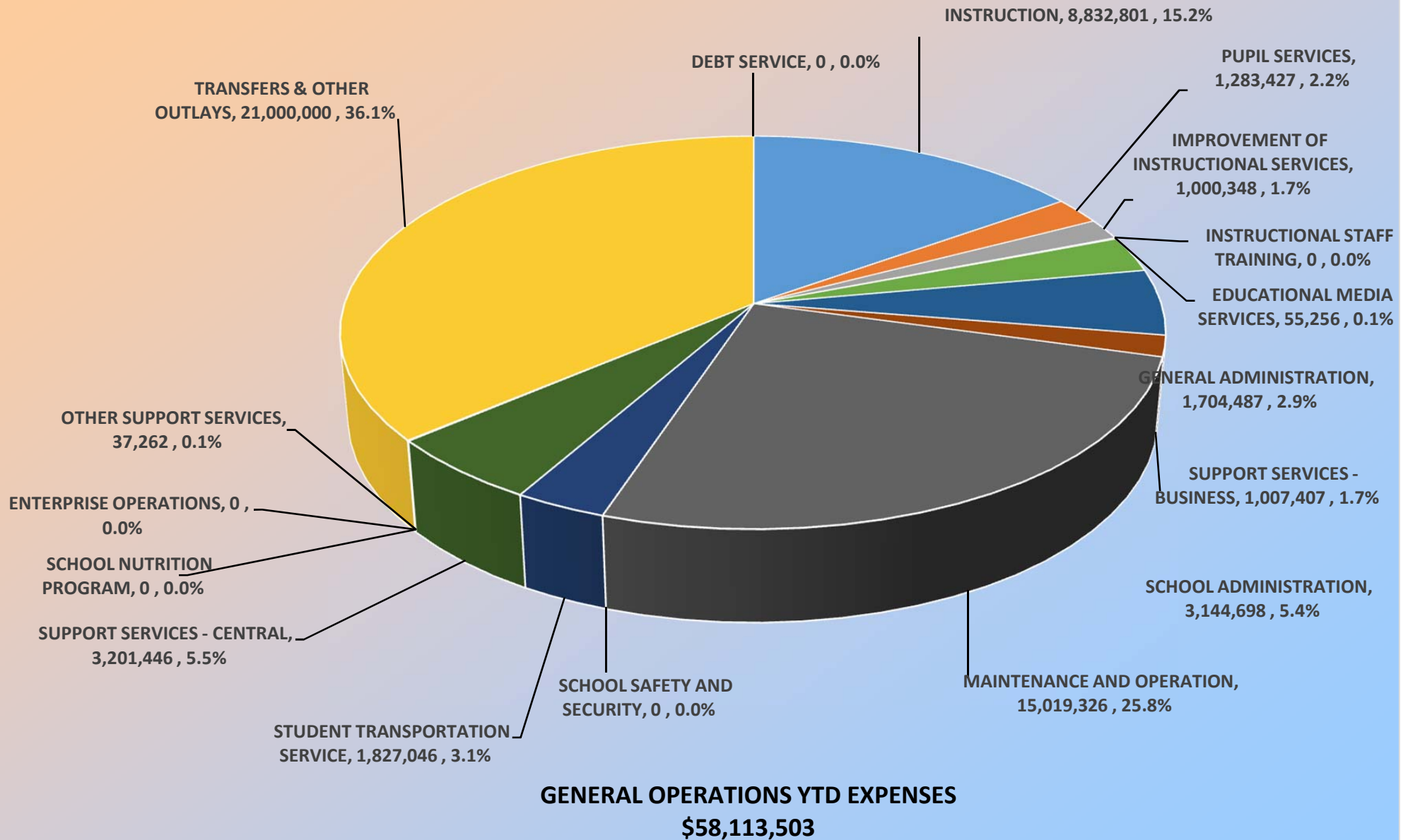
**UNEXPENDED BUDGET
\$1,547,972,652 96.4%**



**YTD EXPENSE
\$58,113,503 3.6%**

UNEXPENDED BUDGET YTD EXPENSE

FY2025 DeKalb County School District YTD Expense Actuals by Function

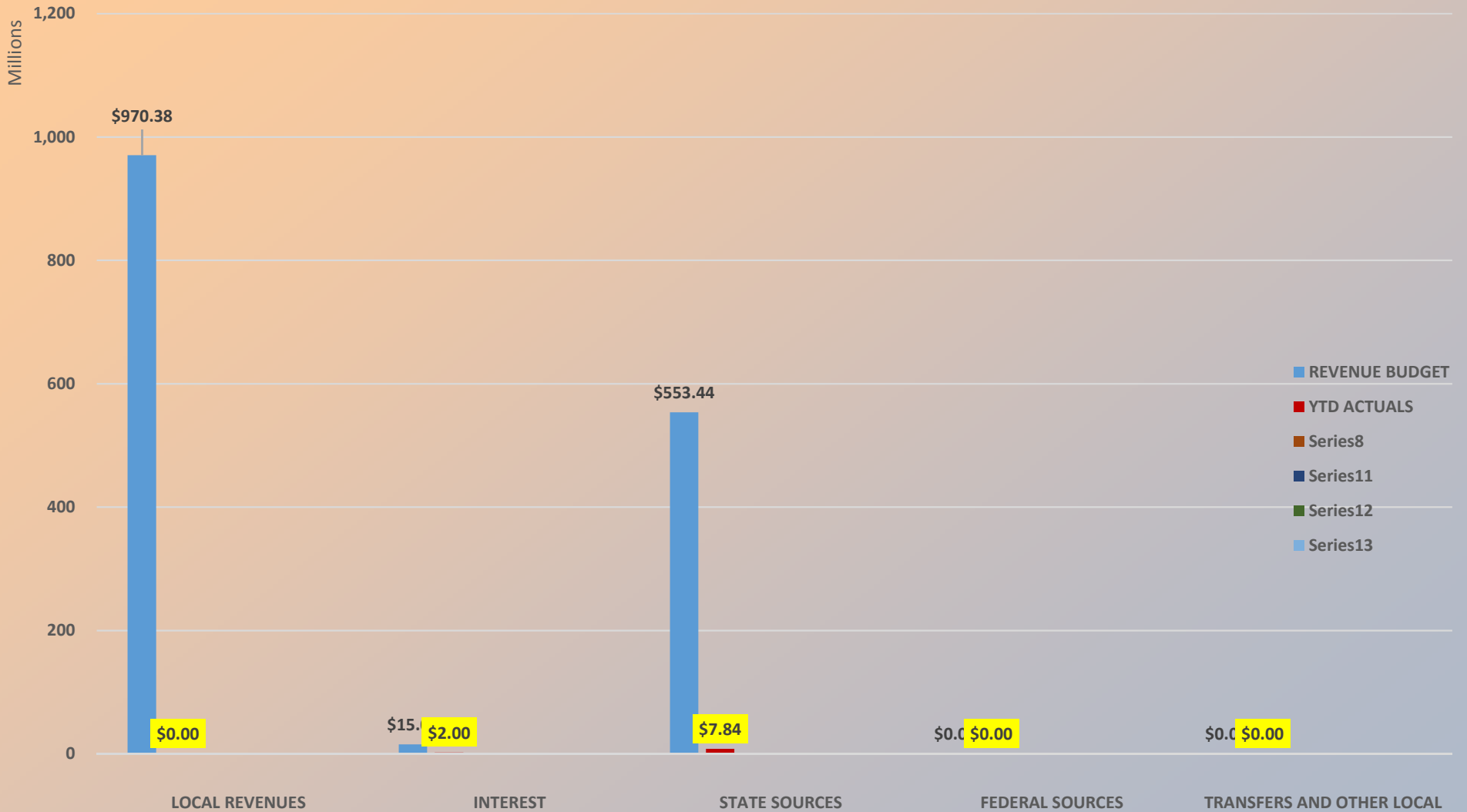


FY2025 DeKalb County School District YTD Expense Actuals by Function



**TOTAL GENERAL OPERATIONS BUDGET
\$1,606,086,155**

FY2025 DCSD General Fund YTD REVENUE Budget vs Collections



(LOCAL & OTHER) Budgeted: \$985,378,424 Actual: \$2,000,987 .20%
 (STATE) Budgeted: \$553,440,156 Actual: \$7,843,261 1.42%
 TOTAL Budgeted: \$1,538,818,580 Actual: \$9,844,248 .64%

DEKALB COUNTY BOARD OF EDUCATION
FY2025 SPECIAL REVENUE (ROLLUP)
STATEMENT OF REVENUE & EXPENDITURES
7/31/2024
(UNAUDITED)

Description	ORIGINAL BUDGET	AMENDED BUDGET	CURRENT MONTH	REV/EXP YTD	ENCUMBRANCE	TOTAL REV/EXP YTD	REMAINING BALANCE	% of REMAINING BUDGET
LOCAL REVENUES	0	5,314,526	113,438	113,438	0	113,438	5,201,087	97.87%
INTEREST	0	0	1,421	1,421	0	1,421	(1,421)	NA
STATE SOURCES	6,660,000	7,692,820	357,419	357,419	0	357,419	7,335,401	95.35%
FEDERAL SOURCES	347,152,928	644,812,751	427,293	427,293	0	427,293	644,385,458	99.93%
TRANSFERS AND OTHER LOCAL	4,424,000	4,676,221	1,000,330	1,000,330	0	1,000,330	3,675,892	78.61%
Total Revenue	358,236,928	662,496,318	1,899,900	1,899,900	0	1,899,900	660,596,418	99.71%
INSTRUCTION	72,503,402	223,856,431	2,960,646	2,960,646	1,267,557	4,228,203	219,628,228	98.11%
PUPIL SERVICES	28,626,859	32,779,329	934,011	934,011	777,606	1,711,617	31,067,712	94.78%
IMPROVEMENT OF INSTRUCTIONAL SERVICES	26,176,419	4,568,223	210,618	210,618	134,882	345,500	4,222,723	92.44%
INSTRUCTIONAL STAFF TRAINING	28,684,387	72,275,153	1,130,509	1,130,509	94,802	1,225,311	71,049,842	98.30%
EDUCATIONAL MEDIA SERVICES	2,874,200	3,148,803	599	599	(612)	(13)	3,148,816	100.00%
FEDERAL GRANT ADMINISTRATION	(4,405,990)	5,879,548	346,037	346,037	3,282	349,319	5,530,229	94.06%
GENERAL ADMINISTRATION	51,300,510	50,603,361	172,351	172,351	(1,327)	171,024	50,432,337	99.66%
SCHOOL ADMINISTRATION	27,692,395	6,333,810	35,888	35,888	4,000	39,888	6,293,921	99.37%
SUPPORT SERVICES - BUSINESS	26,102,645	1,379,951	5,472	5,472	0	5,472	1,374,479	99.60%
MAINTENANCE AND OPERATION OF PLANT SERVICES	75,198,798	59,244,927	68,255	68,255	(67,021)	1,234	59,243,694	100.00%
STUDENT TRANSPORTATION SERVICE	27,437,095	24,537,474	635	635	55,474	56,109	24,481,365	99.77%
SUPPORT SERVICES - CENTRAL	80,157,859	5,905,187	160,361	160,361	0	160,361	5,744,826	97.28%
OTHER SUPPORT SERVICES	0	(21,031)	14,213	14,213	0	14,213	(35,244)	167.58%
SCHOOL NUTRITION PROGRAM	53,744,641	21,745,413	0	0	0	0	21,745,413	100.00%
ENTERPRISE OPERATIONS	4,354,000	4,354,000	82,316	82,316	96,494	178,811	4,175,189	95.89%
COMMUNITY SERVICES OPERATIONS	0	0	0	0	0	0	0	NA
FACILITIES ACQUISITION AND CONSTRUCTION SERVICES	158,786,775	131,858,150	16,264,163	16,264,163	5,815,119	22,079,282	109,778,868	83.26%
TRANSFERS & OTHER OUTLAYS	0	464,400	330	330	0	330	464,070	99.93%
Total Expenditures	659,233,995	648,913,129	22,386,403	22,386,403	8,180,256	30,566,660	618,346,470	95.29%
Revenues OVER/UNDER Expenditures	(300,997,067)	13,583,189	(20,486,503)	(20,486,503)		(28,666,760)	42,249,948	
BEGINNING BALANCE (Estimated)				0		0		
ENDING BALANCE				(20,486,503)		(28,666,760)		

DEKALB COUNTY BOARD OF EDUCATION
FY2025 DEBT SERVICE (ROLLUP)
STATEMENT OF REVENUE & EXPENDITURES
7/31/2024
(UNAUDITED)

Description	ORIGINAL BUDGET	AMENDED BUDGET	CURRENT MONTH	REV/EXP YTD	ENCUMBRANCE	TOTAL REV/EXP YTD	REMAINING BALANCE	% of REMAINING BUDGET
INTEREST	0	0	0	0	0	0	0	NA
TRANSFERS AND OTHER LOCAL	0	0	0	0	0	0	0	NA
Total Revenue	0	0	0	0	0	0	0	NA
TRANSFERS & OTHER OUTLAYS	0	0	0	0	0	0	0	NA
DEBT SERVICE	0	0	0	0	0	0	0	NA
Total Expenditures	0	0	0	0	0	0	0	NA
Revenues OVER/UNDER Expenditures	0	0	0	0		0	0	
BEGINNING BALANCE (Estimated)				0		0		
ENDING BALANCE				0		0		

DEKALB COUNTY BOARD OF EDUCATION
FY2025 CAPITAL PROJECTS (ROLLUP)
STATEMENT OF REVENUE & EXPENDITURES
7/31/2024
(UNAUDITED)

Description	ORIGINAL BUDGET	AMENDED BUDGET	CURRENT MONTH	REV/EXP YTD	ENCUMBRANCE	TOTAL REV/EXP YTD	REMAINING BALANCE	% of REMAINING BUDGET
LOCAL REVENUES	429,000,000	429,000,000	97,050	97,050	0	97,050	428,902,950	99.98%
INTEREST	2,800,000	2,800,000	2,764,687	2,764,687	0	2,764,687	35,313	1.26%
STATE SOURCES	0	0	0	0	0	0	0	NA
TRANSFERS AND OTHER LOCAL	0	0	20,000,000	20,000,000	0	20,000,000	(20,000,000)	NA
Total Revenue	431,800,000	431,800,000	22,861,737	22,861,737	0	22,861,737	408,938,263	94.71%
INSTRUCTION	0	9,920,000	83,625	83,625	738,425	822,050	9,097,950	91.71%
PUPIL SERVICES	0	(1,554)	0	0	15,574	15,574	(17,128)	1102.18%
IMPROVEMENT OF INSTRUCTIONAL SERVICES	0	44,245,656	115,184	115,184	(115,184)	0	44,245,656	100.00%
INSTRUCTIONAL STAFF TRAINING	0	0	0	0	0	0	0	NA
GENERAL ADMINISTRATION	0	1,554	0	0	1,554	1,554	0	0.01%
MAINTENANCE AND OPERATION OF PLANT SERVICES	10,053,526	11,001,557	67,805	67,805	0	67,805	10,933,753	99.38%
STUDENT TRANSPORTATION SERVICE	1,000,000	723,685	0	0	0	0	723,685	100.00%
SUPPORT SERVICES - CENTRAL	18,000,000	18,000,000	269,485	269,485	(269,485)	0	18,000,000	100.00%
ENTERPRISE OPERATIONS	0	0	0	0	0	0	0	NA
FACILITIES ACQUISITION AND CONSTRUCTION SERVICES	729,323,050	684,064,646	20,710,347	20,710,347	(18,670,942)	2,039,405	682,025,241	99.70%
TRANSFERS & OTHER OUTLAYS	83,403,442	83,403,442	0	0	0	0	83,403,442	100.00%
DEBT SERVICE	5,572,080	5,572,080	0	0	0	0	5,572,080	100.00%
Total Expenditures	847,352,097	856,931,066	21,246,445	21,246,445	(18,300,058)	2,946,387	853,984,679	99.66%
Revenues OVER/UNDER Expenditures	(415,552,097)	(425,131,066)	1,615,292	1,615,292		19,915,350	(445,046,416)	
BEGINNING BALANCE (Estimated)				613,779,962		613,779,962		
ENDING BALANCE				615,395,253		633,695,311		

DEKALB COUNTY BOARD OF EDUCATION
FY2025 SCHOOL NUTRITION (ROLLUP)
STATEMENT OF REVENUE & EXPENDITURES
7/31/2024
(UNAUDITED)

Description	ORIGINAL BUDGET	AMENDED BUDGET	CURRENT MONTH	REV/EXP YTD	ENCUMBRANCE	TOTAL REV/EXP YTD	REMAINING BALANCE	% of REMAINING BUDGET
LOCAL REVENUES	69,574,270	69,574,270	3,609	3,609	0	3,609	69,570,661	99.99%
INTEREST	0	0	0	0	0	0	0	NA
STATE SOURCES	0	0	0	0	0	0	0	NA
FEDERAL SOURCES	11,794,465	11,794,465	0	0	0	0	11,794,465	100.00%
TRANSFERS AND OTHER LOCAL	0	0	0	0	0	0	0	NA
Total Revenue	81,368,735	81,368,735	3,609	3,609	0	3,609	81,365,126	100.00%
GENERAL ADMINISTRATION	0	0	0	0	0	0	0	NA
SUPPORT SERVICES - BUSINESS	0	0	0	0	0	0	0	NA
SCHOOL NUTRITION PROGRAM	84,549,894	84,549,894	1,935,719	1,935,719	5,342,105	7,277,824	77,272,070	91.39%
TRANSFERS & OTHER OUTLAYS	0	0	0	0	0	0	0	NA
Total Expenditures	84,549,894	84,549,894	1,935,719	1,935,719	5,342,105	7,277,824	77,272,070	91.39%
Revenues OVER/UNDER Expenditures	(3,181,159)	(3,181,159)	(1,932,110)	(1,932,110)		(7,274,215)	4,093,057	
BEGINNING BALANCE (Estimated)				33,374,175		33,374,175		
ENDING BALANCE				31,442,065		26,099,960		