


# EveryDay Labs Attendance Solutions

## Chronic Absence Mail & Nudges

- Evidence-based, proactive communications
- Connect families to resources
- Counter family misconceptions about attendance



**Your March Update**

Casey has missed **14 days** this school year\*  
*How can we help?*

Dear Parent/Guardian of Casey Lee,

**Casey has missed 14 days this school year.\***

Attending every day possible will help Casey learn and stay on track.

You are key to helping Casey attend every day possible. Our classes are better when Casey is present.

If we can help, call the school or see the resources on the back of this letter.

Sincerely,

Kendal Sanchez  
Principal  
Anytown Middle School

**Casey's Attendance Snapshot**

Category	Absences
Casey	14 Absences
Average 5th Grader at Casey's School	11 Absences

Total Missed Days of School

\*Questions about this letter? Call 555-333-4567 and reference this unique code K12-234, or see the footnote on the back for more info.

Turn Over



**Track Casey's Absences**

Casey's most recent absences occurred on the following dates:  
*Excused Absence (E), Unexcused Absence (U)*

- Wed, Sep 2 (U)
- Thurs, Sep 3 (E,U)
- Fri, Sep 4 (U,R)
- Mon, Sep 7 (U,U)
- Fri, Sep 11 (U,R)
- Tues, Sep 15 (E,R)
- Wed, Sep 16 (U)

Did you know? Some of these days may include half-day absences.

**Track Casey's Progress**

Did you know you can check on school progress at any time? On ParentVUE you will find things like:

- Attendance
- Grades
- Schedules
- School Messages

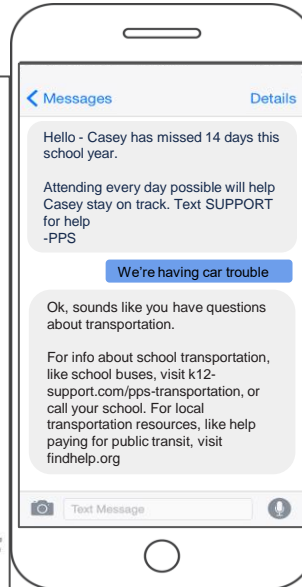
Scan the QR code or visit <http://k12-beam.com/pps-portal> to sign up or log in.

**Resources**

Here are some resources you may find useful. Save this page in case you need this info later!

- Casey's School: 503-555-1234
- Call 211 for non school-related resources

\*This is the total number of absence\_snow\_plains (unexcused and excused) between the first day of school and (exit\_date). We understand that students miss school due to illness, religious holidays, or emergencies. Please discuss in advance with your student's school and health provider when your student will miss school. To be contacted by additional resources, or if you no longer wish to receive these letters, please contact (parent\_support\_phone) and provide the code below. If you received this letter in error or have already opted out of receiving these letters, please disregard this one.  
Message Code: K12-234-unique\_letter



**Messages** Details

Hello - Casey has missed 14 days this school year.

Attending every day possible will help Casey stay on track. Text SUPPORT for help -PPS

**We're having car trouble**

Ok, sounds like you have questions about transportation.

For info about school transportation, like school buses, visit [k12-support.com/pps-transportation](http://k12-support.com/pps-transportation), or call your school. For local transportation resources, like help paying for public transit, visit [findhelp.org](http://findhelp.org)

Text Message

## Over the 2024 Partnership:

- Implemented across **31 schools**
- **42,522** text nudges sent
- **11,340** mail nudges sent
- **3,000+** families engaged with the chatbot or family support team

# Attendance MTSS Dashboard

ALL STUDENTS

ATTENDANCE

All Absence Rates (YTD) Filters Clear Filters Apply

TOTAL 782

<input type="checkbox"/>	FIRST NAME	LAST NAME	PATTERNS	ASSESSMENT	INTERVENTIONS	TOTAL ABSENCE
<input type="checkbox"/>	Jason	Abbott			Barrier Assessment	12
<input type="checkbox"/>	Nicholas	Adams	Early Abs.		Barrier Assessment	22
<input type="checkbox"/>	Thomas	Adams				0
<input type="checkbox"/>	Kenneth	Allen	Mon			7
<input type="checkbox"/>	David	Alvarez				13
<input type="checkbox"/>	Aaron	Anderson				10
<input type="checkbox"/>	Adam	Anderson				35
<input type="checkbox"/>	Donald	Anderson				11
<input type="checkbox"/>	Donald	Anderson				11

NOTES

Add Note

INTERVENTION GROUPS

Moderate chronic, missing Mondays +

Show Archived Groups

STUDENT INFORMATION

Grade level: 1

CONTACT INFORMATION

36533 Gabriel Mission Suite 026

ENROLLMENTS

Canyon View Institute  
Grade 1  
8/12/2021 - today

DEMOGRAPHICS

FRPL STATUS  
not FRPL eligible

HOMELESS STATUS  
not homeless

GENDER  
FEMALE

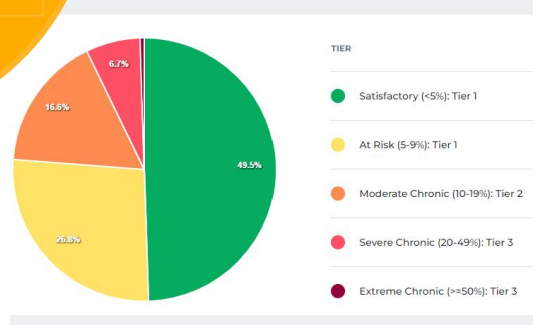
RACE  
WHITE

# Data Platform Staff Usage



-Actionable data, updated nightly  
-Easy intervention coordination & case management across teams

*The platform allows teams to easily identify attendance decreases and develop strategies to predict and counteract future declines.*



- Usage Numbers:**
- 743 total logins
  - 105 active users
  - 100% utilized platform

**7 sessions**  
average per active user

**16 minutes**  
average session length



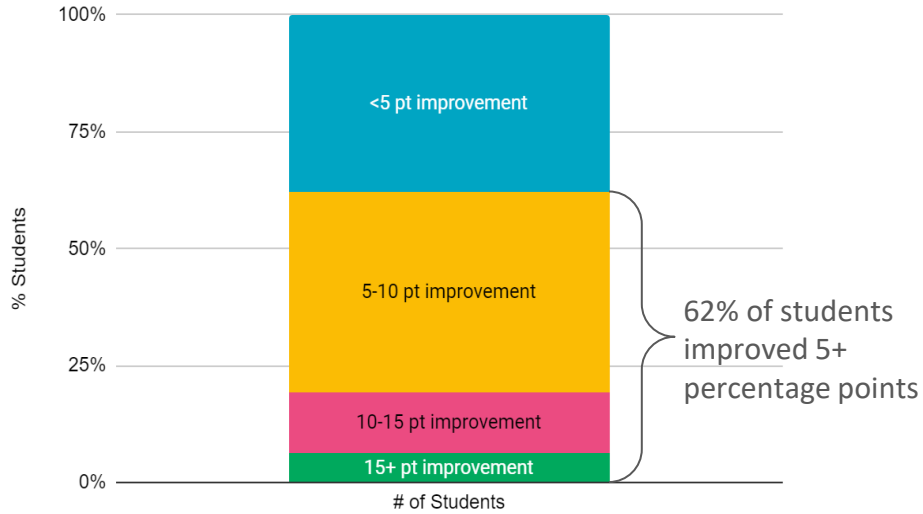
# 55% of Students Improved Attendance Rate

**Attendance improvement significant for most students**

**3,954 (55%)** of students improved their attendance rate after receiving EveryDay Labs intervention



Change in Attendance Rate Among Improved Students



# February 24- June 24 Student Impact

10%

of students improved from chronically absent to non-chronically absent

**3,978** students were chronically absent prior to receiving their first attendance nudge.

At the end of the school year...

- **10% (397)** improved to at-risk or satisfactory

87%

of at-risk students did not become chronically absent

**2,570** students were at-risk prior to receiving their first attendance nudge.

At the end of the school year...

- **76% (1,948)** remained at-risk
- **11% (285)** improved to satisfactory

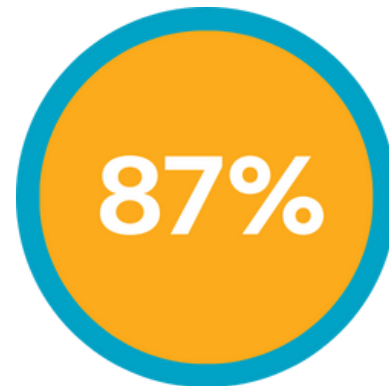
# February 2024-June 2024 Student Impact



of students improved from  
chronically absent to non-  
chronically absent

55%

students improved attendance  
rate after receiving EveryDay  
Labs Chronic Absence Nudges\*



of at-risk students did not  
become chronically absent

