

Monthly Financial Report

February 28, 2025

FISCAL YEAR 2025

DeKalb County School District
Byron Schueneman, Chief Financial Officer

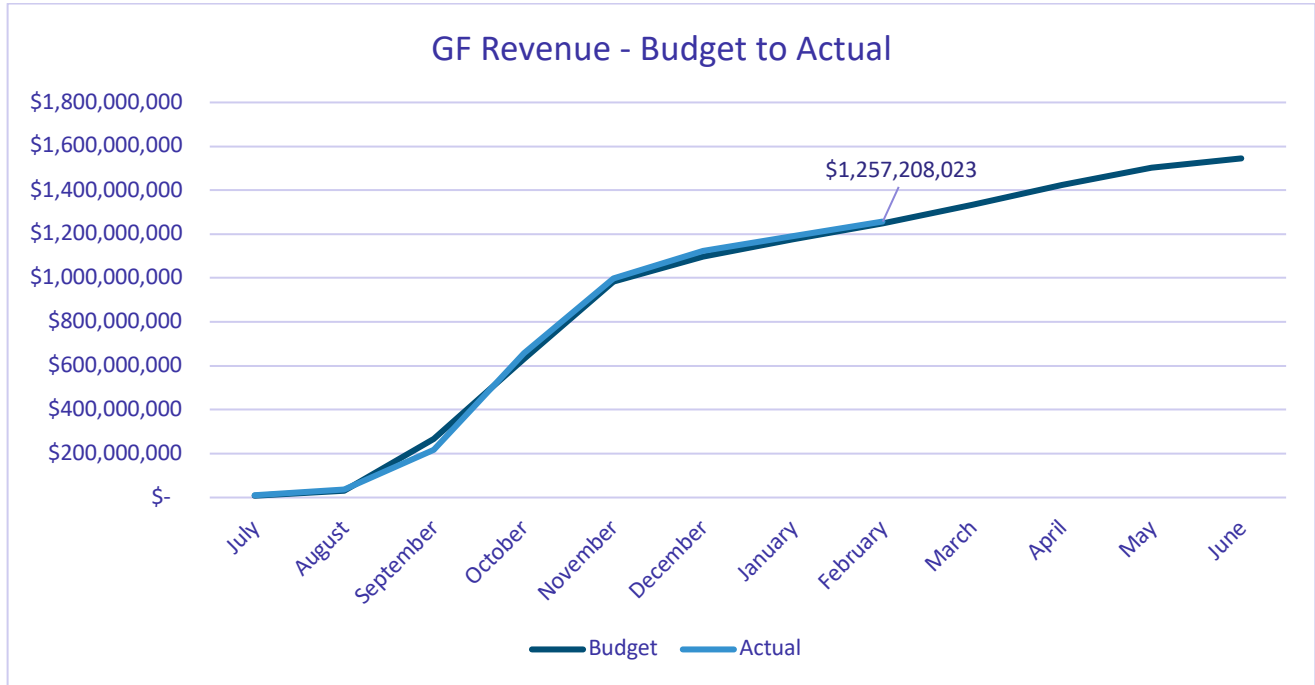


Table of Contents

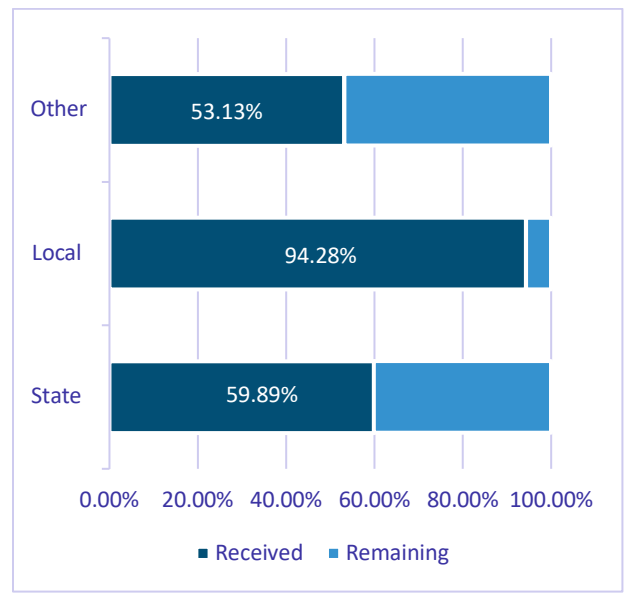
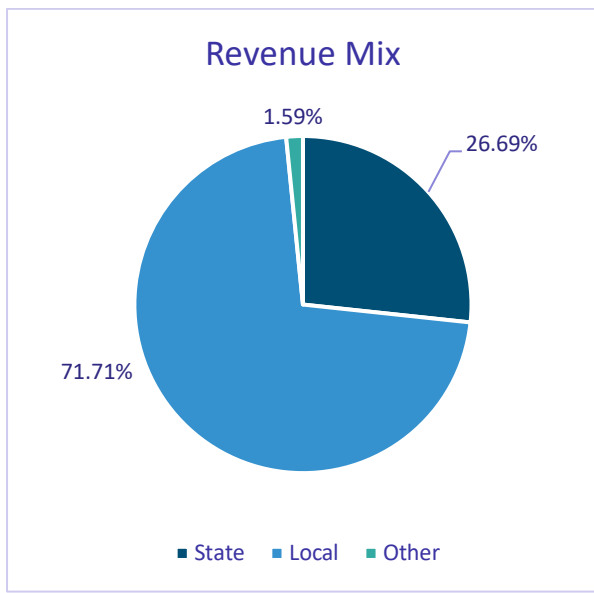
<u>KEY PERFORMANCE INDICATORS</u>	<u>3</u>
<u>BALANCE SHEET</u>	<u>8</u>
<u>STATEMENT OF REVENUES, EXPENDITURES AND CHANGES IN FUND BALANCES</u>	<u>9</u>
<u>SRECFB - BUDGET TO ACTUAL</u>	<u>10</u>

Key Performance Indicators

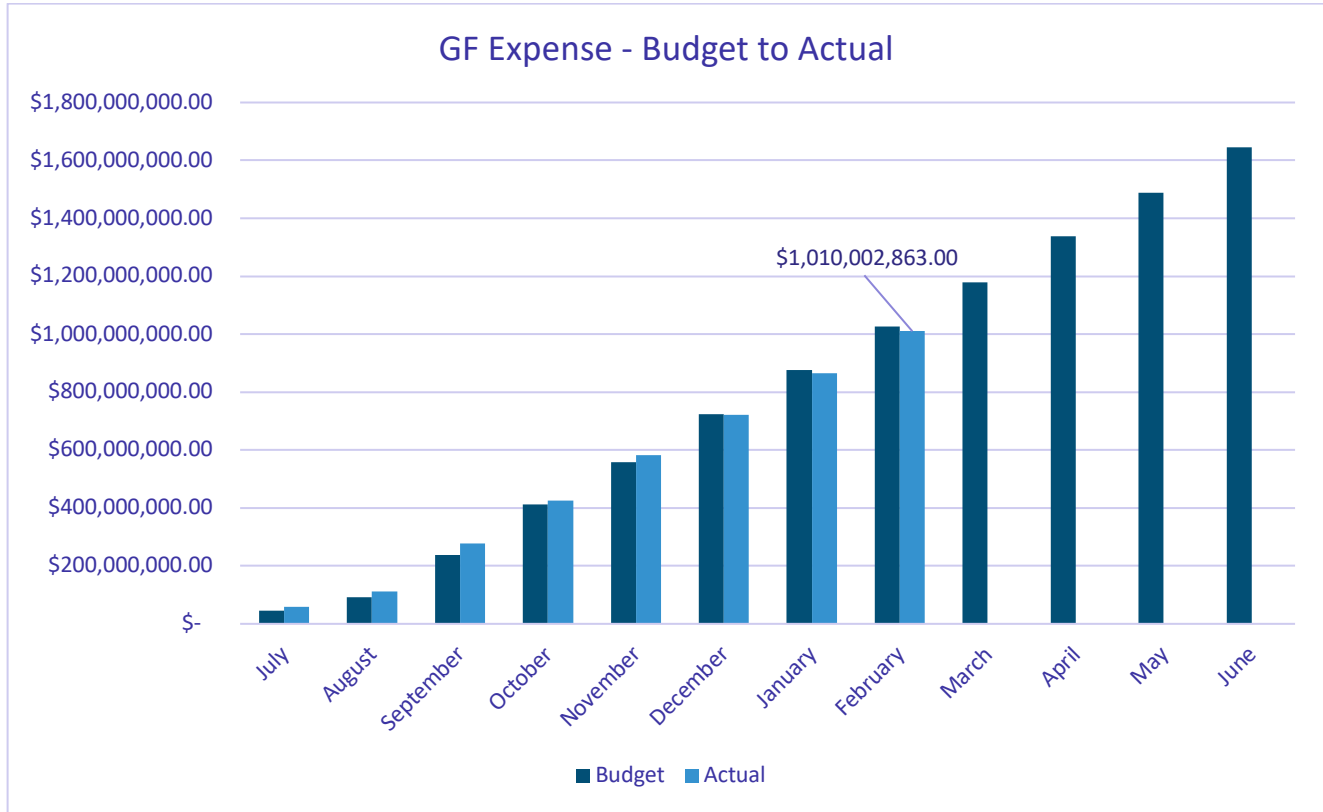
General Fund Revenues



	Amount Collected	Percentage of Budget
Actual	\$1.26B	80.88%
Benchmark	\$1.26B	81.03%
Difference	\$0	0.14%



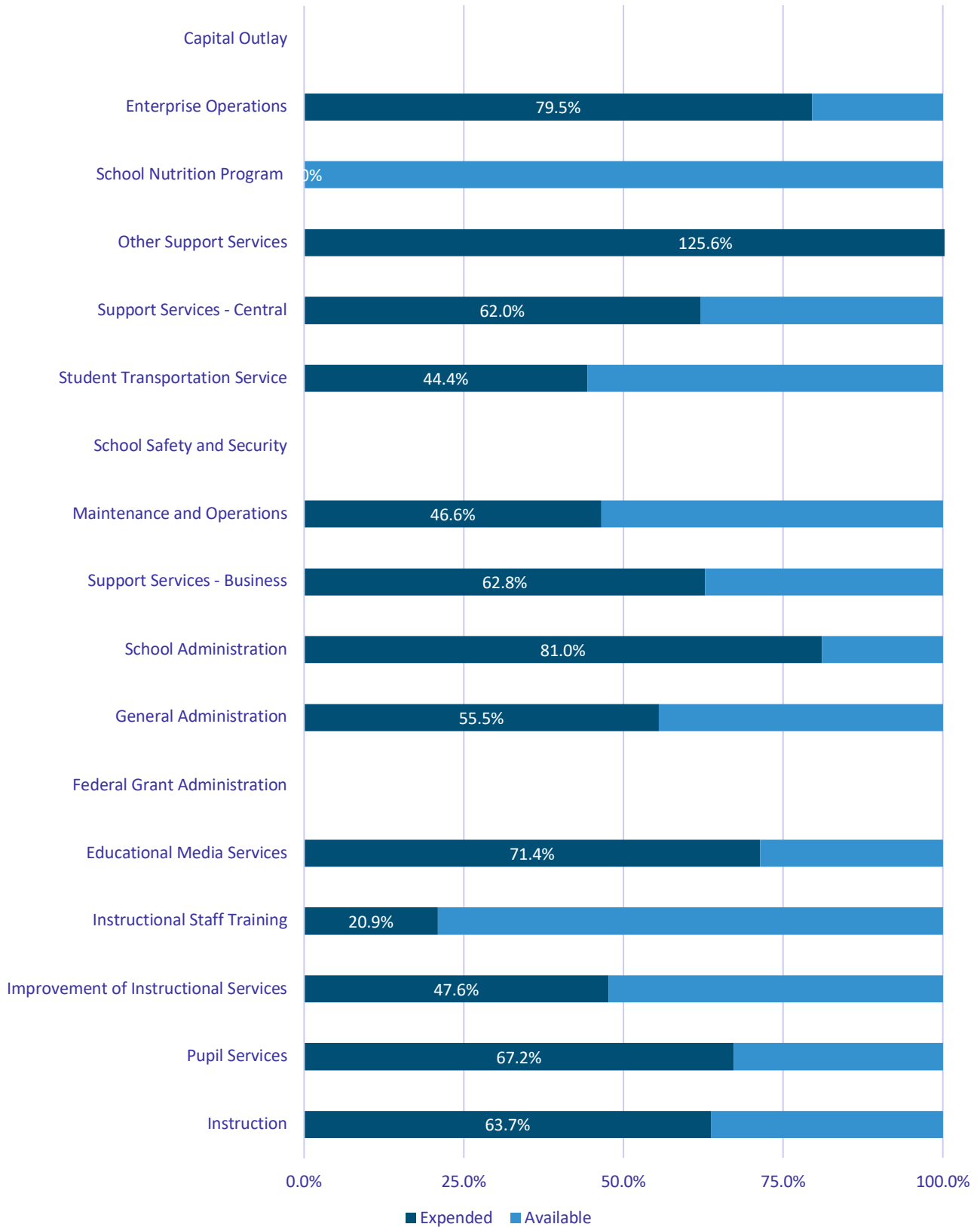
General Fund Expenses



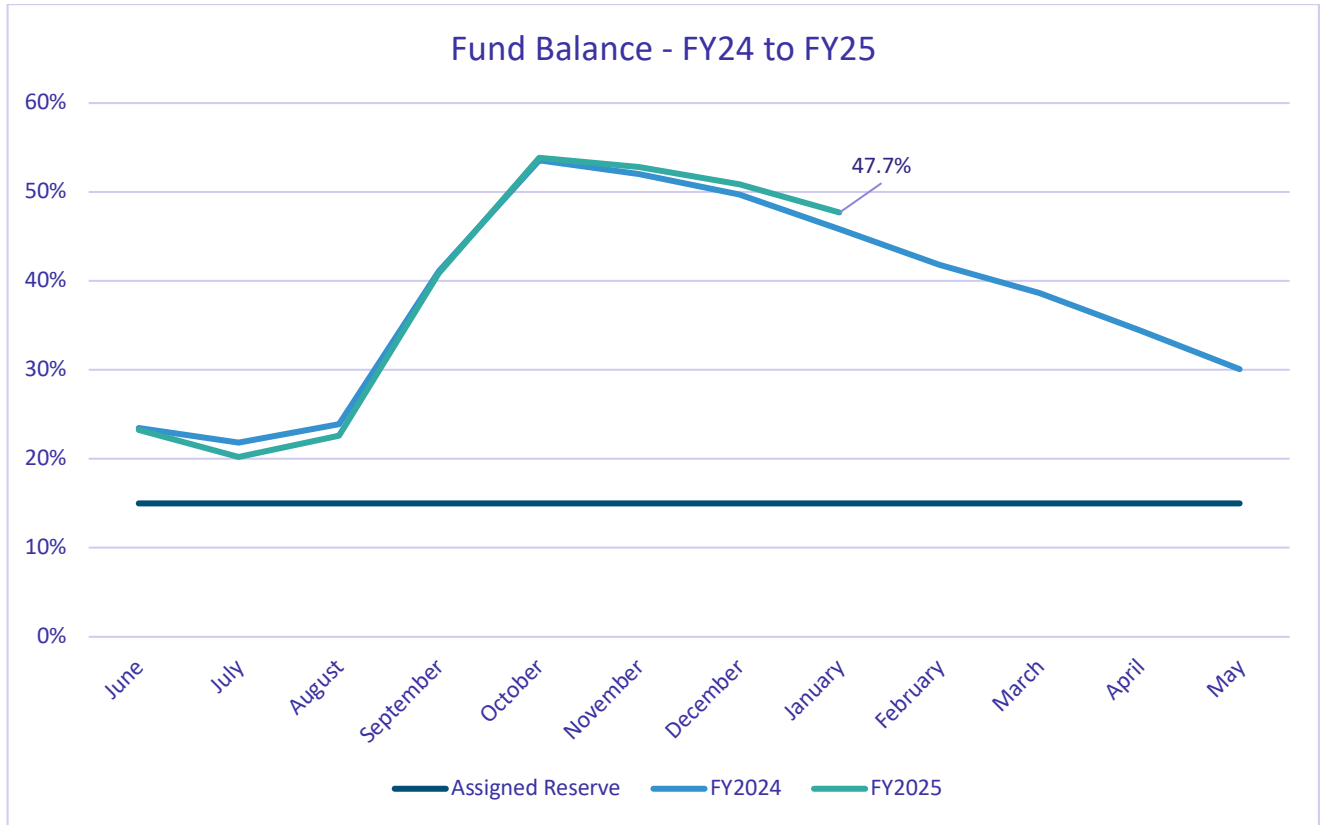
	Amount Spent	Percentage of Budget
Actual + Transfer Out	\$1.01B	61.5%
Benchmark	\$1.03B	62.3%
Difference	\$17.2M	.8%

Significant Functions	Amount Spent	Percentage of Total Spend
Instruction	\$560.2M	55.5%
M&O	\$120.5M	11.9%
School Admin	\$58.2M	5.8%

GF Budget Utilization by Function



Fund Balance



	FY25 Fund Balance	FY25 %	FY24%
Nonspendable	\$1.0M		
Committed (15%)	\$240.5M	15%	15%
Unassigned	\$523.0M	32.7%	30.9%
Total	\$764.5M	47.7%	

DEKALB COUNTY BOARD OF EDUCATION
Balance Sheet
Governmental Funds
February 28, 2025

	GENERAL FUND	CAPITAL PROJECTS FUND	DEBT SERVICE FUND	SCHOOL NUTRITION FUND	NONMAJOR GOVERNMENTAL FUNDS	TOTAL GOVERNMENTAL FUNDS
Assets						
Cash and Cash Equivalents	\$ 859,710,649	\$ 641,620,433	\$ -	\$ 26,256,809	\$ (8,330,128)	\$ 1,519,257,764
Receivable, Net						
State Government	46,234,363	-	-	-	40,896	46,275,259
Federal Government	1,716,360	-	-	210,554	26,395,962	28,322,876
Local	-	-	-	-	3,143	3,143
Other	3,685	-	-	3,090	5,700	12,475
Inventories	1,017,939	-	-	570,724	-	1,588,664
Total assets and deferred outflows of resources	<u>\$ 908,682,997</u>	<u>\$ 641,620,433</u>	<u>\$ -</u>	<u>\$ 27,041,177</u>	<u>\$ 18,115,573</u>	<u>\$ 1,595,460,181</u>
Liabilities						
Accounts Payable	\$ 9,310,462	\$ 1,642,147	\$ -	\$ -	\$ 170,317	\$ 11,122,926
Salaries & Benefits Payable	96,191,411	-	-	2,062,516	48,167	98,302,094
Payroll Withholdings Payable	38,648,616	-	-	-	-	38,648,616
Total liabilities	<u>144,150,489</u>	<u>1,642,147</u>	<u>-</u>	<u>2,062,516</u>	<u>218,484</u>	<u>148,073,635</u>
Total liabilities and deferred inflows of resources	<u>144,150,489</u>	<u>1,642,147</u>	<u>-</u>	<u>2,062,516</u>	<u>218,484</u>	<u>148,073,635</u>
FUND BALANCES						
Nonspendable						
Inventories	\$ 1,017,939	\$ -	\$ -	\$ 570,724	\$ -	\$ 1,588,664
Restricted						
Capital Projects	-	607,510,601	-	-	-	607,510,601
Continuation of Grant Programs	-	-	-	24,407,937	9,424,781	33,832,717
Committed						
Reserve	240,466,839	-	-	-	-	240,466,839
Assigned						
Capital Projects	-	32,467,685	-	-	-	32,467,685
Student Activity Accounts	-	-	-	-	8,472,309	8,472,309
Unassigned						
Unassigned	523,047,731	-	-	-	-	523,047,731
Total fund balances	<u>764,532,509</u>	<u>639,978,286</u>	<u>-</u>	<u>24,978,661</u>	<u>17,897,090</u>	<u>1,447,386,546</u>
Total Liabilities, Deferred Inflows of Resources, and Fund Balances	<u>\$ 908,682,997</u>	<u>\$ 641,620,433</u>	<u>\$ -</u>	<u>\$ 27,041,177</u>	<u>\$ 18,115,573</u>	<u>\$ 1,595,460,181</u>

The notes to financial statements are an integral part of this statement.

DEKALB COUNTY BOARD OF EDUCATION
Statement of Revenues, Expenditures and Changes in Fund Balances
Governmental Funds
For the Period Ended February 28, 2025

	GENERAL FUND	CAPITAL PROJECTS FUND	DEBT SERVICE FUND	SCHOOL NUTRITION FUND	NONMAJOR GOVERNMENTAL FUNDS	TOTAL GOVERNMENTAL FUNDS
REVENUES						
Property Taxes	\$ 901,573,643	\$ -	\$ -	\$ -	\$ -	\$ 901,573,643
Sales Taxes	1,418,652	91,493,091	-	-	-	92,911,744
State Funds	335,589,202	-	-	916,361	16,465,068	352,970,631
Federal Funds	-	-	-	34,634,958	136,675,880	171,310,837
Charges for Services	924,781	-	-	353,047	3,432,076	4,709,905
Investment Earnings	16,579,588	19,564,836	-	-	10,189	36,154,612
Miscellaneous	1,122,157	97,405	-	1,200,229	9,220,597	11,640,388
Total revenues	<u>1,257,208,023</u>	<u>111,155,332</u>	<u>-</u>	<u>37,104,595</u>	<u>165,803,809</u>	<u>1,571,271,759</u>
EXPENDITURES						
Current						
Instruction	560,215,219	2,695,999	-	-	82,605,903	645,517,121
Pupil Services	60,017,119	-	-	-	19,444,518	79,461,637
Improvement of Instructional Services	11,768,845	5,441,136	-	-	2,343,164	19,553,145
Instructional Staff Training	173,122	-	-	-	18,054,483	18,227,605
Educational Media Services	12,937,413	-	-	-	433,846	13,371,259
Federal Grant Administration	-	-	-	-	2,949,234	2,949,234
General Administration	42,807,920	-	-	-	1,423,148	44,231,069
School Administration	58,175,769	-	-	-	1,644,883	59,820,652
Support Services - Business	14,661,585	-	-	4,825	416,760	15,083,170
Maintenance And Operation	120,427,391	1,057,222	-	-	6,230,340	127,714,952
School Safety And Security	1,228,167	-	-	-	-	1,228,167
Student Transportation Service	47,273,843	2,017,115	-	-	2,218,386	51,509,344
Support Services - Central	35,427,847	2,110,478	-	-	1,228,765	38,767,091
Other Support Services	1,622,267	-	-	-	376,280	1,998,547
School Nutrition Program	-	-	-	40,930,589	1,190,292	42,120,881
Enterprise Operations	613,834	-	-	-	2,256,470	2,870,304
Capital Outlays						
Facilities Acquisition & Construction	-	119,058,003	-	-	20,012,107	139,070,110
Total expenditures	<u>967,350,341</u>	<u>132,379,952</u>	<u>-</u>	<u>40,935,414</u>	<u>162,828,580</u>	<u>1,303,494,287</u>
Excess (deficiency) of revenues over expenditure	<u>289,857,682</u>	<u>(21,224,621)</u>	<u>-</u>	<u>(3,830,818)</u>	<u>2,975,229</u>	<u>267,777,472</u>
OTHER FINANCING SOURCES (USES)						
Miscellaneous	186,407	-	-	-	-	186,407
Operating Transfers From Other Funds	25,708,382	41,500,000	-	464,659	1,377,418	69,050,459
Operating Transfers To Other Funds	(42,652,522)	-	-	-	(26,397,936)	(69,050,459)
Sale or Compensation for the Loss of Capital Assets	129,340	1,062,862	-	-	-	1,192,202
Total other financing sources (uses)	<u>(16,628,393)</u>	<u>42,562,862</u>	<u>-</u>	<u>464,659</u>	<u>(25,020,518)</u>	<u>1,378,609</u>
Net change in fund balances	273,229,289	21,338,241	-	(3,366,160)	(22,045,289)	269,156,081
Fund balances - beginning	\$ 491,303,220	\$ 618,640,045	\$ -	\$ 28,344,821	\$ 39,942,379	\$ 1,178,230,465
Fund balances - ending	<u>\$ 764,532,509</u>	<u>\$ 639,978,286</u>	<u>\$ -</u>	<u>\$ 24,978,661</u>	<u>\$ 17,897,090</u>	<u>\$ 1,447,386,546</u>

The notes to financial statements are an integral part of this statement.

DEKALB COUNTY BOARD OF EDUCATION
Schedule of Revenues, Expenditures and Changes in Fund Balances - Budget and Actual
All major fund types
For the Year-to-Date as of February 28, 2025
With Comparative Totals for June 30, 2024

	GENERAL FUND				
	Orig Budget	Final Budget	Actual 2025	Variance with Final Budget	Actual 2024
REVENUES					
Property Taxes	\$ 956,268,398	\$ 956,268,398	\$ 901,573,643	\$ (54,694,755)	\$ 889,255,821
Sales Taxes	6,500,000	6,500,000	1,418,652	(5,081,348)	8,791,707
State Funds	559,830,156	560,327,715	335,589,202	(224,738,513)	543,579,132
Federal Funds	-	8,725,000	-	(8,725,000)	6,147,132
Charges for Services	775,000	775,000	924,781	149,781	1,149,597
Investment Earnings	15,000,000	15,000,000	16,579,588	1,579,588	23,475,344
Miscellaneous	6,730,000	6,730,000	1,122,157	(5,607,843)	8,241,453
Operating Transfers From Other Funds	-	-	-	-	2,048,024
Sale or Compensation for the Loss of Capital Assets	-	-	-	-	214,735
Other Source	-	-	-	-	(2,728)
Total revenues	<u>1,545,103,554</u>	<u>1,554,326,113</u>	<u>1,257,208,023</u>	<u>(297,118,090)</u>	<u>1,482,900,217</u>
EXPENDITURES					
Current					
Instruction	881,236,747	879,681,255	560,215,219	319,466,036	837,200,925
Pupil Services	93,144,658	89,260,940	60,017,119	29,243,821	82,513,368
Improvement of Instructional Services	23,419,032	24,702,224	11,768,845	12,933,379	15,399,776
Instructional Staff Training	659,975	827,327	173,122	654,205	228,132
Educational Media Services	16,287,855	18,124,378	12,937,413	5,186,965	17,317,681
Federal Grant Administration	-	-	-	-	24,693
General Administration	63,618,909	77,141,969	42,807,920	34,334,049	46,581,376
School Administration	71,833,296	71,823,920	58,175,769	13,648,151	81,839,359
Support Services - Business	21,718,627	23,348,898	14,661,585	8,687,313	16,495,984
Maintenance And Operation	261,530,763	258,671,668	120,427,391	138,244,277	156,124,109
School Safety And Security	-	-	1,228,167	(1,228,167)	1,432
Student Transportation Service	95,740,171	106,538,336	47,273,843	59,264,494	73,161,729
Support Services - Central	43,721,315	57,124,957	35,427,847	21,697,110	32,867,579
Other Support Services	1,492,693	1,291,299	1,622,267	(330,968)	1,327,295
School Nutrition Program	351,273	351,273	-	351,273	324,927
Enterprise Operations	1,502,100	772,100	613,834	158,266	549,586
Facilities Acquisition & Construction	-	-	-	-	-
Other Outlays	-	-	-	-	17,132,215
Debt Service	-	-	-	-	-
Total current	<u>1,576,257,415</u>	<u>1,609,660,545</u>	<u>967,350,341</u>	<u>642,310,204</u>	<u>1,379,090,165</u>
Total expenditures	<u>1,576,257,415</u>	<u>1,609,660,545</u>	<u>967,350,341</u>	<u>642,310,204</u>	<u>1,379,090,165</u>
Excess (deficiency) of revenues over expenditures	<u>(31,153,861)</u>	<u>(55,334,432)</u>	<u>289,857,682</u>	<u>345,192,114</u>	<u>103,810,052</u>
OTHER FINANCING SOURCES (USES)					
Miscellaneous	-	-	186,407	186,407	-
Operating Transfers From Other Funds	-	-	25,708,382	25,708,382	-
Operating Transfers To Other Funds	(26,854,843)	(48,354,843)	(42,652,522)	5,702,321	-
Sale or Compensation for the Loss of Capital Assets	-	-	129,340	129,340	-
Total other financing sources (uses)	<u>(26,854,843)</u>	<u>(48,354,843)</u>	<u>(16,628,393)</u>	<u>31,726,450</u>	<u>-</u>
Net change in fund balances	(58,008,704)	(103,689,275)	273,229,289	376,918,564	103,810,052
Fund balances - beginning, as previously reported	491,303,220	491,303,220	491,303,220	-	387,493,167
YEC Fund Clean-up	-	-	-	-	-
Fund balances - beginning as restated	491,303,220	491,303,220	491,303,220	-	387,493,167
Fund balance - ending	<u>\$ 433,294,516</u>	<u>\$ 387,613,945</u>	<u>\$ 764,532,509</u>	<u>\$ 376,918,564</u>	<u>\$ 491,303,220</u>

DEKALB COUNTY BOARD OF EDUCATION
Schedule of Revenues, Expenditures and Changes in Fund Balances - Budget and Actual
All major fund types
For the Year-to-Date as of February 28, 2025
With Comparative Totals for June 30, 2024

	CAPITAL PROJECTS FUND				
	Orig Budget	Final Budget	Actual 2025	Variance with Final Budget	Actual 2024
REVENUES					
Property Taxes	\$ -	\$ -	\$ -	\$ -	\$ -
Sales Taxes	429,000,000	429,000,000	91,493,091	(337,506,909)	150,986,248
State Funds	-	-	-	-	1,117,376
Federal Funds	-	-	-	-	-
Charges for Services	-	-	-	-	-
Investment Earnings	2,800,000	2,800,000	19,564,836	16,764,836	29,584,457
Miscellaneous	-	-	97,405	97,405	433,945
Operating Transfers From Other Funds	-	-	-	-	178,811,066
Sale or Compensation for the Loss of Capital Assets	-	-	-	-	-
Other Source	-	-	-	-	-
Total revenues	<u>431,800,000</u>	<u>431,800,000</u>	<u>111,155,332</u>	<u>(320,644,668)</u>	<u>360,933,092</u>
EXPENDITURES					
Current					
Instruction	-	9,920,000	2,695,999	7,224,001	1,037,108
Pupil Services	-	-	-	-	-
Improvement of Instructional Services	-	76,541,096	5,441,136	71,099,960	2,030,216
Instructional Staff Training	-	-	-	-	-
Educational Media Services	-	-	-	-	-
Federal Grant Administration	-	-	-	-	-
General Administration	-	-	-	-	-
School Administration	-	-	-	-	-
Support Services - Business	-	-	-	-	-
Maintenance And Operation	10,045,882	10,993,914	1,057,222	9,936,692	782,736
School Safety And Security	-	-	-	-	-
Student Transportation Service	1,000,000	9,271,568	2,017,115	7,254,453	-
Support Services - Central	18,000,000	18,000,000	2,110,478	15,889,522	3,121,064
Other Support Services	-	-	-	-	-
School Nutrition Program	-	-	-	-	-
Enterprise Operations	-	-	-	-	-
Facilities Acquisition & Construction	729,353,050	885,813,564	119,058,003	766,755,561	60,555,810
Other Outlays	-	-	-	-	178,763,461
Debt Service	5,572,080	6,006,646	-	6,006,646	5,810,913
Total current	<u>763,971,012</u>	<u>1,016,546,788</u>	<u>132,379,952</u>	<u>884,166,836</u>	<u>252,101,308</u>
Total expenditures	<u>763,971,012</u>	<u>1,016,546,788</u>	<u>132,379,952</u>	<u>884,166,836</u>	<u>252,101,308</u>
Excess (deficiency) of revenues over expenditures	<u>(332,171,012)</u>	<u>(584,746,788)</u>	<u>(21,224,621)</u>	<u>563,522,167</u>	<u>108,831,784</u>
OTHER FINANCING SOURCES (USES)					
Miscellaneous	-	-	-	-	-
Operating Transfers From Other Funds	-	21,500,000	41,500,000	20,000,000	-
Operating Transfers To Other Funds	(83,403,442)	(83,403,442)	-	83,403,442	-
Sale or Compensation for the Loss of Capital Assets	-	-	1,062,862	1,062,862	-
Total other financing sources (uses)	<u>(83,403,442)</u>	<u>(61,903,442)</u>	<u>42,562,862</u>	<u>104,466,304</u>	<u>-</u>
Net change in fund balances	(415,574,454)	(646,650,230)	21,338,241	667,988,471	108,831,784
Fund balances - beginning, as previously reported	618,640,045	618,640,045	618,640,045	-	509,808,261
YEC Fund Clean-up	-	-	-	-	-
Fund balances - beginning as restated	618,640,045	618,640,045	618,640,045	-	509,808,261
Fund balance - ending	<u>\$ 203,065,591</u>	<u>\$ (28,010,185)</u>	<u>\$ 639,978,286</u>	<u>\$ 667,988,471</u>	<u>\$ 618,640,045</u>

DEKALB COUNTY BOARD OF EDUCATION
Schedule of Revenues, Expenditures and Changes in Fund Balances - Budget and Actual
All major fund types
For the Year-to-Date as of February 28, 2025
With Comparative Totals for June 30, 2024

	SCHOOL NUTRITION FUND				
	Orig Budget	Final Budget	Actual 2025	Variance with Final Budget	Actual 2024
REVENUES					
Property Taxes	\$ -	\$ -	\$ -	\$ -	\$ -
Sales Taxes	-	-	-	-	-
State Funds	-	-	916,361	916,361	1,366,046
Federal Funds	(11,794,465)	16,805,190	34,634,958	17,829,767	57,563,523
Charges for Services	(69,017,224)	69,017,224	353,047	(68,664,177)	707,431
Investment Earnings	-	-	-	-	129,540
Miscellaneous	(557,046)	557,046	1,200,229	643,183	2,286,294
Operating Transfers From Other Funds	-	-	-	-	-
Sale or Compensation for the Loss of Capital Assets	-	-	-	-	-
Other Source	-	-	-	-	-
Total revenues	<u>(81,368,735)</u>	<u>86,379,460</u>	<u>37,104,595</u>	<u>(49,274,865)</u>	<u>62,052,834</u>
EXPENDITURES					
Current					
Instruction	-	-	-	-	-
Pupil Services	-	-	-	-	-
Improvement of Instructional Services	-	-	-	-	-
Instructional Staff Training	-	-	-	-	-
Educational Media Services	-	-	-	-	-
Federal Grant Administration	-	-	-	-	-
General Administration	-	-	-	-	-
School Administration	-	-	-	-	-
Support Services - Business	-	-	4,825	(4,825)	-
Maintenance And Operation	-	-	-	-	-
School Safety And Security	-	-	-	-	-
Student Transportation Service	-	-	-	-	-
Support Services - Central	-	-	-	-	-
Other Support Services	-	-	-	-	-
School Nutrition Program	84,549,894	89,560,619	40,930,589	48,630,030	62,299,432
Enterprise Operations	-	-	-	-	-
Facilities Acquisition & Construction	-	-	-	-	-
Other Outlays	-	-	-	-	-
Debt Service	-	-	-	-	-
Total current	<u>84,549,894</u>	<u>89,560,619</u>	<u>40,935,414</u>	<u>48,625,205</u>	<u>62,299,432</u>
Total expenditures	<u>84,549,894</u>	<u>89,560,619</u>	<u>40,935,414</u>	<u>48,625,205</u>	<u>62,299,432</u>
Excess (deficiency) of revenues over expenditures	<u>(165,918,629)</u>	<u>(3,181,159)</u>	<u>(3,830,818)</u>	<u>(649,660)</u>	<u>(246,597)</u>
OTHER FINANCING SOURCES (USES)					
Miscellaneous	-	-	-	-	-
Operating Transfers From Other Funds	-	-	464,659	464,659	-
Operating Transfers To Other Funds	-	-	-	-	-
Sale or Compensation for the Loss of Capital Assets	-	-	-	-	-
Total other financing sources (uses)	<u>-</u>	<u>-</u>	<u>464,659</u>	<u>464,659</u>	<u>-</u>
Net change in fund balances	<u>(165,918,629)</u>	<u>(3,181,159)</u>	<u>(3,366,160)</u>	<u>(185,001)</u>	<u>(246,597)</u>
Fund balances - beginning, as previously reported	28,344,821	28,344,821	28,344,821	-	28,591,418
YEC Fund Clean-up	-	-	-	-	-
Fund balances - beginning as restated	<u>28,344,821</u>	<u>28,344,821</u>	<u>28,344,821</u>	<u>-</u>	<u>28,591,418</u>
Fund balance - ending	<u>\$ (137,573,808)</u>	<u>\$ 25,163,662</u>	<u>\$ 24,978,661</u>	<u>\$ (185,001)</u>	<u>\$ 28,344,821</u>

DEKALB COUNTY BOARD OF EDUCATION
Schedule of Revenues, Expenditures and Changes in Fund Balances - Budget and Actual
All major fund types
For the Year-to-Date as of February 28, 2025
With Comparative Totals for June 30, 2024

NONMAJOR GOVERNMENTAL FUNDS					
	Orig Budget	Final Budget	Actual 2025	Variance with Final Budget	Actual 2024
REVENUES					
Property Taxes	\$ -	\$ -	\$ -	\$ -	\$ -
Sales Taxes	-	-	-	-	-
State Funds	-	19,362,572	16,465,068	(2,897,504)	17,612,162
Federal Funds	347,152,928	674,668,896	136,675,880	(537,993,016)	208,965,796
Charges for Services	-	-	3,432,076	3,432,076	1,047,733
Investment Earnings	-	-	10,189	10,189	16,265
Miscellaneous	217,466	7,403,377	9,220,597	1,817,219	30,492,239
Operating Transfers From Other Funds	-	-	-	-	17,862,011
Sale or Compensation for the Loss of Capital Assets	-	-	-	-	-
Other Source	-	-	-	-	-
Total revenues	<u>347,370,394</u>	<u>701,434,845</u>	<u>165,803,809</u>	<u>(535,631,037)</u>	<u>275,996,206</u>
EXPENDITURES					
Current					
Instruction	72,727,101	251,865,676	82,605,903	169,259,773	122,169,333
Pupil Services	29,936,584	75,672,574	19,444,518	56,228,056	33,215,100
Improvement of Instructional Services	26,155,378	9,798,391	2,343,164	7,455,226	2,221,016
Instructional Staff Training	28,687,656	52,556,358	18,054,483	34,501,874	29,270,424
Educational Media Services	2,874,200	215,337	433,846	(218,509)	346,123
Federal Grant Administration	(4,405,990)	8,967,136	2,949,234	6,017,903	4,603,737
General Administration	51,356,965	45,596,210	1,423,148	44,173,061	8,069,228
School Administration	27,758,634	8,843,107	1,644,883	7,198,224	3,794,076
Support Services - Business	26,109,645	854,721	416,760	437,961	772,535
Maintenance And Operation	75,326,490	47,044,911	6,230,340	40,814,571	6,705,646
School Safety And Security	-	-	-	-	-
Student Transportation Service	27,445,095	41,914,600	2,218,386	39,696,215	6,921,163
Support Services - Central	80,181,515	18,941,852	1,228,765	17,713,087	2,387,066
Other Support Services	-	429,787	376,280	53,507	467,791
School Nutrition Program	53,744,641	6,347,385	1,190,292	5,157,093	1,644,960
Enterprise Operations	4,354,000	4,374,500	2,256,470	2,118,030	5,678,161
Facilities Acquisition & Construction	158,786,775	89,803,056	20,012,107	69,790,949	20,155,071
Other Outlays	-	-	-	-	2,778,469
Debt Service	-	-	-	-	-
Total current	<u>661,038,688</u>	<u>663,225,601</u>	<u>162,828,580</u>	<u>500,397,021</u>	<u>251,199,898</u>
Total expenditures	<u>661,038,688</u>	<u>663,225,601</u>	<u>162,828,580</u>	<u>500,397,021</u>	<u>251,199,898</u>
Excess (deficiency) of revenues over expenditures	<u>(313,668,295)</u>	<u>38,209,245</u>	<u>2,975,229</u>	<u>(35,234,016)</u>	<u>24,796,308</u>
OTHER FINANCING SOURCES (USES)					
Miscellaneous	-	-	-	-	-
Operating Transfers From Other Funds	(4,424,000)	4,676,221	1,377,418	(3,298,803)	-
Operating Transfers To Other Funds	-	(633,100)	(26,397,936)	(25,764,836)	-
Sale or Compensation for the Loss of Capital Assets	-	-	-	-	-
Total other financing sources (uses)	<u>(4,424,000)</u>	<u>4,043,121</u>	<u>(25,020,518)</u>	<u>(29,063,640)</u>	<u>-</u>
Net change in fund balances	<u>(318,092,295)</u>	<u>42,252,366</u>	<u>(22,045,289)</u>	<u>(64,297,655)</u>	<u>24,796,308</u>
Fund balances - beginning, as previously reported	<u>39,942,379</u>	<u>39,942,379</u>	<u>39,942,379</u>	<u>-</u>	<u>18,907,407</u>
YEC Fund Clean-up	-	-	-	-	-
Fund balances - beginning as restated	<u>39,942,379</u>	<u>39,942,379</u>	<u>39,942,379</u>	<u>-</u>	<u>18,907,407</u>
Fund balance - ending	<u>\$ (278,149,916)</u>	<u>\$ 82,194,745</u>	<u>\$ 17,897,090</u>	<u>\$ (64,297,655)</u>	<u>\$ 43,703,715</u>