

Disrupting

for Excellence



Leveraging College, Career and Life Readiness (CCLR)

"A strong CCLR platform doesn't just track task- it empowers a plan"

College, Career and Life Readiness (CCLR)

Definition: Strategically leveraging tools, programs, and practices that prepare students not just to graduate, but to thrive in:

College

Understanding admissions processes
Building academic skills for postsecondary success
Completing applications, FAFSA, and scholarships

Career

Exploring career clusters and pathways
Gaining skills through internships, certifications, or dual enrollment
Creating résumés, portfolios, and job readiness plans

Life

Developing soft skills (communication, responsibility, time management)
Engaging in goal-setting and self-reflection
Understanding financial literacy and personal planning

Why College and Career & Life Readiness (CCLR) Platforms Are Essential

Outcomes:

- Communicate how **CCLR platforms** supports **state requirements** and **district goals**
- Alignment of **CCLR** activities with **CCRPI indicators**, **B.R.I.D.G.E. Law** mandates and **P.U.S.H. Plan** requirements
- Demonstrate the impact on student readiness and outcomes

GADOE State Requirements	DCSD District Goals
Georgia Department of Education (GaDOE) CCRPI (College and Career Ready Performance Index) metrics	Prepare, Uplift & Support Holistically (P.U.S.H.) Plan
Georgia B.R.I.D.G.E. Act (Building Resourceful Individuals to Develop Georgia's Economy) requirements	Strategic Plan

B.R.I.D.G.E. Law Mandates

CCRPI College and Career Ready Performance Index

P.U.S.H. Plan

CCLR Platform

The **B.R.I.D.G.E. Law Mandates** in Georgia—passed as **House Bill 400 (BRIDGE Act)**—stand for: **Building Resourceful Individuals to Develop Georgia’s Economy**

Key Requirements (Mandates):

1. Career Interest Inventories
2. Must begin by **6th grade** and continue through high school.
3. **Individual Graduation Plans (IGPs)** Students in **grades 8–12** must develop and annually update a personalized plan connecting academic courses to career goals.
4. **Career Cluster Selection** Students must explore **Georgia’s 17 Career Clusters** and identify a focus area for high school.
5. **Annual Advisement** Each student must receive **one-on-one or group advisement** at least once a year from 6th through 12th grade.
6. **Access to Dual Enrollment & Postsecondary Planning** Students must be informed of **dual enrollment HOPE/Zell** scholarships, FAFSA, and other postsecondary pathways.

What CCRPI Measures:
It evaluates schools across **five indicators**, not just test scores, including: Content Mastery, Progress, Closing Gaps, Readiness and Graduation Rate

For College & Career Readiness Specifically:

1. Participation in **career clusters/pathways**
2. Completion of **IGPs (Individual Graduation Plans)**
3. **Dual enrollment**, AP, IB, CTAE pathway completion
4. **FAFSA completion**, SAT/ACT benchmarks % of students **graduating without needing remediation**




The FAFSA completion data presented herein is provided by the Georgia Student Finance Commission (GSFC) and is imported into the College and Career Readiness (CCLR) platform. This data reflects information received from the U.S. Department of Education and corresponding student transcripts submitted by Georgia high schools.

The **P.U.S.H. Plan** is DeKalb County School District’s student-centered strategy designed to drive **College, Career, and Life Readiness (CCLR)** through personalized supports and developmental milestones from grades 6–12.

Key P.U.S.H. Components Include:

- ✓ **Freshman on Track** indicators to monitor early high school success
- ✓ **10th Grade “Half Cap” Recognition** to celebrate mid-point progress toward graduation
- ✓ **Holistic Financial Literacy** instruction embedded across grades
- ✓ **Postsecondary Planning** tools that help students define college, military, or career pathways
- ✓ **Uplifting Career Interests** through assessments and exploration aligned with Georgia’s 17 Career Clusters
- ✓ **Individual Graduation Plans (IGPs)** developed and updated annually
- ✓ **Support for ACT, SAT, & ASVAB Testing** to expand postsecondary opportunities

A **CCLR platform** (College, Career, and Life Readiness platform) is a **digital tool or software system** that helps school districts prepare students for success beyond high school—whether that’s **in college, the workforce, military, or life.**

 **Examples of CCLR Platforms:**
Naviance
SchoolLinks
Xello
MajorClarity

Why It Matters:

It aligns education with **Georgia’s workforce needs**, ensuring students don’t just graduate, but graduate with a clear, achievable plan for college, career, or military service.

Why It Matters:

CCRPI scores inform:
School and district improvement plans
Stakeholder decisions
Align with state/federal accountability (ESSA).

Why It Matters:

P.U.S.H. promotes **early awareness, continuous support, and whole-child readiness**, ensuring that every DeKalb student is equipped to graduate with a plan—and a purpose.

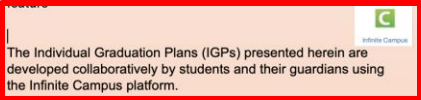
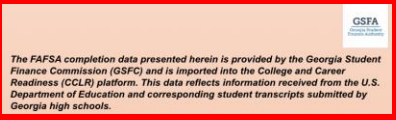
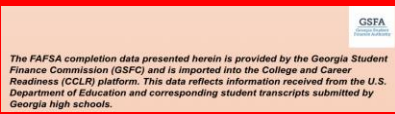
 **Why Districts Use CCLR Platforms:**
To meet **state mandates** like the **BRIDGE Law**

To improve **CCRPI scores**

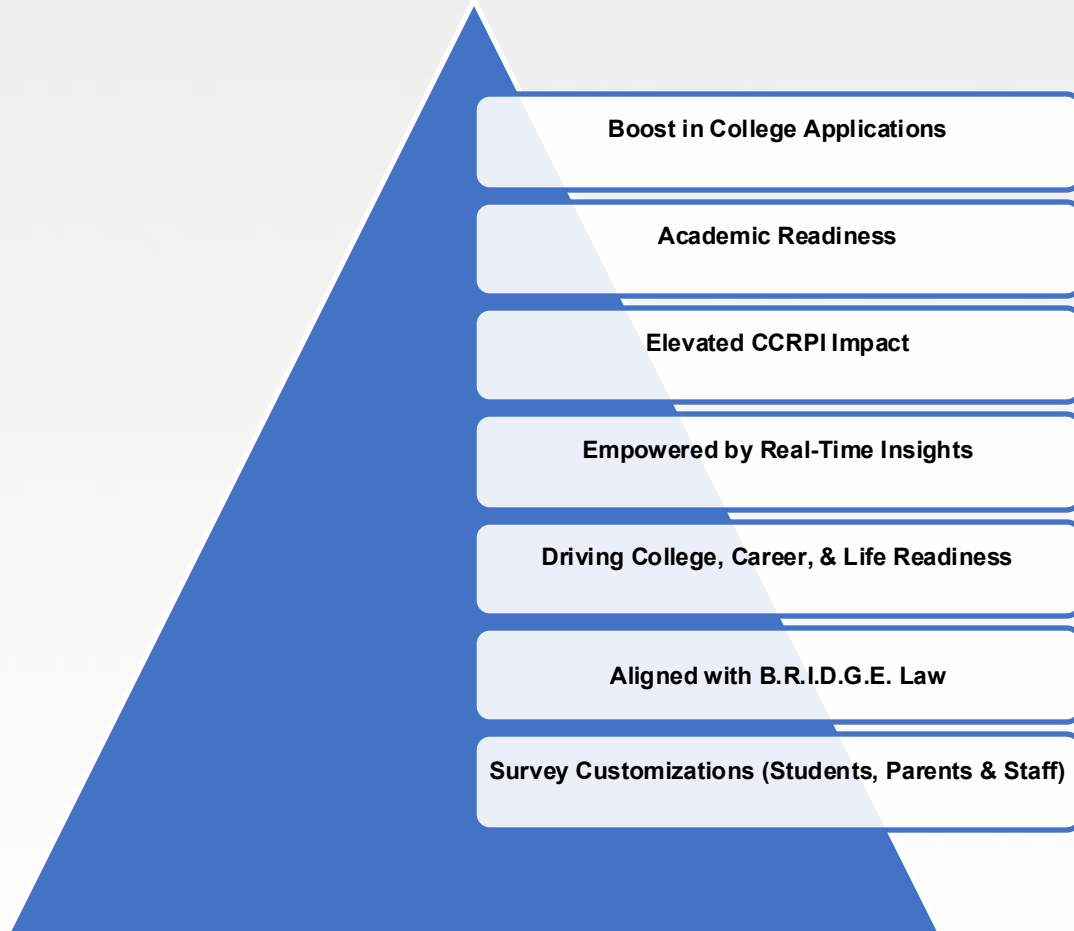
To provide **equitable, consistent guidance** for every student

To give students **ownership**

Alignment of B.R.I.D.G.E Act Mandates, CCRPI Indicators, P.U.S.H Plan and CCLR Platform

B.R.I.D.G.E Law Mandates	CCRPI College and Career Readiness Indicators	P.U.S.H Plan	CCLR Platform
Develop and annually update an Individual Graduation Plan (IGP) (Grades 8–12)	Individual Graduation Plan (IGP) Alignment: Students' IGPs are tailored to meet TCSG/USG entrance requirements, minimizing remediation needs	Individual Graduation Plans (IGPs) Finalized: 6,429 IGPs created and updated within Naviance (9 th -11 th) 8th Grade IGP (97.2% completion in SY 2024–25), Course planner feature 	Course planner feature
Career interest inventories starting in middle school	Student Career Awareness and Exploration (Middle/High School)	Career Assessments Completed: 5,843 career interest and career cluster surveys completed (9 th -11 th) Based on student task completion.	Career Cluster Finder, Career Key, Achieve Works Skills assessments
Explore Georgia's 17 Career Clusters and choose focus area	Pathway Completion; CTAE Participation	Percentage of Seniors that have confirmed their Post-Secondary Path – 95.5% Based on student task completion.	Add Career Clusters to My List, Explore Cluster-Specific Careers
Provide students in grades 8–12 with awareness and access to dual enrollment opportunities as part of their career pathway advisement and planning.	College and Career Readiness; % Graduating Ready without Remediation Higher participation in Dual Enrollment programs supports College and Career Readiness indicators and helps reduce the need for postsecondary remediation.	1,294 students enrolled in Dual Enrollment 24-25 school year 	Learn About Dual Enrollment Options; Track Dual Enrollment
Career counseling & advisement activities grades 6–12	School Climate & Student Engagement Indicator	Students Accessing Naviance: 5,943 current seniors actively used the platform for career and college readiness activities.	Career Surveys, Strengths Explorer, Career Assessments.
College & career planning & readiness	% of Students Completing Career-Related Experiences	As of May 5, 2025, Total Scholarships Awarded: \$125,366,349.00 Based on student awards submitted.	ePortfolios, Résumé Builder, College application tracking, scholarship search & tracking
Provide access to postsecondary options and financial aid planning	Postsecondary Readiness; FAFSA Completion (District Accountability)	College Applications Submitted via Naviance: Applications Submitted: 12,375 applications 24-25 Application Trends: 78% of Naviance users applied to TCSG or USG institutions. Based on top ten college applications submitted. Preliminary counselor reports estimate 85% of applicants matched entrance benchmarks , reducing the likelihood of remediation. (<i>Final remediation data pending official enrollment reports.</i>) 58.3% have completed the Free Application For Federal Student Aid (FAFSA) or Georgia State Financial Application 	Scholarship Search Tool, College Application Manager, FAFSA and Application Tracking

Highlights



CCLR Platform Comparison

Feature	SchooLinks	Naviance	Xello
Modern, student-friendly interface	✓	✗	✓
Mobile compatibility	✓	✗	✓
Gamified student experience	✓	✗	✗
Career assessments	✓	✓	✓
Real-time labor market data	✓	✗	⚠
Virtual job shadowing	✓	✗	✗
College search and matching tools	✓	✓	✓
Scattergrams (college admissions data)	✓	✓	✗
Course planning aligned to graduation pathways	✓	✓	✓
Built-in FAFSA tracker	✓	✓	✓
Scholarship search	✓	✓	✓
Parent portal	✓	✓	✓
Two-way messaging (student-counselor)	✓	✗	✗
Internship & Work-Based Learning management	✓	✗	⚠
Customizable curriculum/tasks	✓	⚠	✓
Real-time dashboards and analytics	✓	⚠	⚠
BRIDGE Law compliance tracking (GA)	✓	✓	✓
CCRPI alignment tools	✓	✓	✓
Seamless SIS integration (e.g., Infinite Campus, Linked In, Google)	✓	⚠	⚠
SSO (Google/Microsoft)	✓	✓	✓
API/data automation friendly	✓	⚠	⚠
Cost-effective pricing (Consulting fees, customization fees)	✓	✗	✓
Fast implementation (6–8 weeks)	✓	✗	✓
Counselor workflow and task automation	✓	✗	⚠
Alumni Access	✓ (Lifetime- Regardless of district contract)	⚠ (Limited-5Years)	⚠ (Limited-Lifetime with district contract)

⚠ = Feature exists but with limitations or requires more manual input

District and School Completion Rate

Month	Kindergarten Lessons	District	School
September	We Watch, We Learn, We Think	48%	98%
September	Why We Pay Attention	43%	98%
October	Recognizing Bullying	49%	96%
October	Reporting Bullying	40%	96%
November	Sometimes We Feel Happy	38%	96%
February	We Can Be Kind	36%	96%
March	Ways to Stay Safe	38%	96%
March	The Touching Rule	28%	96%
May	We Can Say the Problem	18%	96%

Month	1st Grade Lessons	District	School
September	Time to Pay Attention	53%	88%
September	Everyone Gets Distracted	45%	87%
October	Recognizing Bullying	57%	94%
October	Reporting Bullying	47%	88%
November	Noticing Feelings	40%	88%
February	The Power of Kind Acts	37%	91%
March	Ways to Stay Safe	44%	93%
March	The Touching Rule	33%	91%
May	How to Say the Problem	20%	94%

Month	2nd Grade Lessons	District	School
September	How to Get Good at Something	56%	91%
September	What Mistakes Tell Us	48%	91%
October	Recognizing Bullying	61%	96%
October	Reporting Bullying	53%	96%
November	Feeling Proud	43%	94%
February	What's Empathy?	37%	88%
March	Ways to Stay Safe	46%	93%
March	The Touching Rule	31%	91%
May	The Way to Say a Problem	22%	93%

Month	3rd Grade Lessons	District	School
September	Changing Your Brain	54%	98%
September	Getting Better With Practice	45%	97%
October	Recognizing Bullying	49%	83%
October	Reporting Bullying	53%	98%
November	Why Emotions?	39%	97%
February	Kindness and Friendship	32%	90%
March	Ways to Stay Safe	42%	100%
March	The Touching Rule	32%	100%
May	STEP by Step	14%	90%

Month	4th Grade Lessons	District	School
September	Setting a Good Goal	57%	94%
September	Making a Plan	46%	92%
October	Recognize, Report, Refuse	60%	90%
October	Bystander Power	51%	92%
November	The Balanced Brain	40%	96%
February	The Same, But Different	34%	92%
March	Keeping Yourself Safe	45%	98%
March	The Private Body Parts Rule	36%	92%
May	A Good Problem-Solver	16%	92%

Month	5th Grade Lessons	District	School
September	My Plan	44%	94%
September	The Right Goal for Me	50%	96%
October	Recognize, Report, Refuse	57%	98%
October	Bystander Power	49%	73%
November	Strong Emotions	39%	94%
February	Empathy in the Community	33%	98%
March	Keeping Yourself Safe	41%	38%
March	The Private Body Parts Rule	32%	98%
May	Beginning to STEP	16%	100%

Social and Emotional Learning (SEL) matters because it equips students with essential skills to manage emotions, build healthy relationships, and make responsible decisions. These skills foster better academic performance, mental well-being, and long-term success in life.

Survey Customization Features

DCSD SEL Surveys Created In Platform

https://public.tableau.com/views/SY25CombinedES_MSSELV2/Home?:language=en-US&publish=yes&:sid=&:redirect=auth&:display_count=n&:origin=viz_share_link

District and School Completion Rate

Month	Kindergarten Lessons	District	School
September	We Watch, We Learn, We Think	48%	100%
September	Why We Pay Attention	43%	98%
October	Recognizing Bullying	49%	100%
October	Reporting Bullying	40%	100%
November	Sometimes We Feel Happy	38%	100%
February	We Can Be Kind	36%	100%
March	Ways to Stay Safe	38%	89%
March	The Touching Rule	28%	95%
May	We Can Say the Problem	18%	84%

Month	1st Grade Lessons	District	School
September	Time to Pay Attention	53%	100%
September	Everyone Gets Distracted	45%	97%
October	Recognizing Bullying	57%	100%
October	Reporting Bullying	47%	100%
November	Noticing Feelings	40%	97%
February	The Power of Kind Acts	37%	100%
March	Ways to Stay Safe	44%	100%
March	The Touching Rule	33%	100%
May	How to Say the Problem	20%	100%

Month	2nd Grade Lessons	District	School
September	How to Get Good at Something	56%	98%
September	What Mistakes Tell Us	48%	90%
October	Recognizing Bullying	61%	92%
October	Reporting Bullying	53%	92%
November	Feeling Proud	43%	88%
February	What's Empathy?	37%	90%
March	Ways to Stay Safe	46%	98%
March	The Touching Rule	31%	96%
May	The Way to Say a Problem	22%	94%

Month	3rd Grade Lessons	District	School
September	Changing Your Brain	54%	100%
September	Getting Better With Practice	45%	100%
October	Recognizing Bullying	49%	100%
October	Reporting Bullying	53%	100%
November	Why Emotions?	39%	100%
February	Kindness and Friendship	32%	96%
March	Ways to Stay Safe	42%	100%
March	The Touching Rule	32%	100%
May	STEP by Step	14%	96%

Month	4th Grade Lessons	District	School
September	Setting a Good Goal	57%	97%
September	Making a Plan	46%	92%
October	Recognize, Report, Refuse	60%	92%
October	Bystander Power	51%	92%
November	The Balanced Brain	40%	90%
February	The Same, But Different	34%	90%
March	Keeping Yourself Safe	45%	56%
March	The Private Body Parts Rule	36%	95%
May	A Good Problem-Solver	16%	100%

Month	5th Grade Lessons	District	School
September	My Plan	44%	92%
September	The Right Goal for Me	50%	94%
October	Recognize, Report, Refuse	57%	48%
October	Bystander Power	49%	83%
November	Strong Emotions	39%	92%
February	Empathy in the Community	33%	96%
March	Keeping Yourself Safe	41%	81%
March	The Private Body Parts Rule	32%	77%
May	Beginning to STEP	16%	94%

Social and Emotional Learning (SEL) matters because it equips students with essential skills to manage emotions, build healthy relationships, and make responsible decisions. These skills foster better academic performance, mental well-being, and long-term success in life.

District and School Completion Rate

Month	6th Grade Lessons	District	School
September	6th Grade Lesson 1a: Starting Middle School	81%	93%
October	6th Grade Bullying Lesson 2: Recognizing Bullying	73%	92%
October	6th Grade Bullying Lesson 3: Responding to Online Bullying	69%	83%
November	6th Grade Lesson 21: Why Conflicts Escalate	74%	92%
December	6th Grade Lesson 14: What Emotions Tell You	74%	90%
January	6th Grade Lesson 8: What are Guiding Principles	59%	91%
February	6th Grade Lesson 23: Respectful Communication	59%	93%
March	6th Grade Lesson 4 & 6: Teen Lures	63%	95%
May	6th Grade Lesson 12: Thinking Short-Term & Long-Term	44%	97%

Month	7th Grade Lessons	District	School
September	7th Grade Lesson 1b: Helping New Students	76%	94%
October	7th Grade Bullying Lesson 1: What is Harassment	74%	92%
October	7th Grade Bullying Lesson 5: Our Rights & Responsibilities	66%	90%
November	7th Grade Lesson 21: Keeping Cool in Conflicts	69%	91%
December	7th Grade Lesson 14: Emotions Matter	60%	87%
January	7th Grade Lesson 8: What is Self -Concept	66%	86%
February	7th Grade Lesson 25 : Taking Responsibility for Your Actions	54%	81%
March	7th Grade – Teen Lures Lessons 4 & 6 TASK	51%	75%
May	7th Grade Lesson 12 Your Future Concept	51%	71%

Month	8th Grade Lessons	District	School
September	8th Grade Lesson 2: Who Am I? My Identity	79%	93%
October	8th Grade Lesson 2: Social Factors that Contribute to Bullying	72%	91%
October	8th Grade Lesson 5: Be Inclusive & Ask for Change	67%	92%
November	8th Grade Lesson 22: Recognizing Other's Perspective	68%	90%
December	8th Grade Lesson 14: Understanding Stress & Anxiety	70%	89%
January	8th Grade Lesson 9: Sources of Confidence	61%	89%
February	8th Grade Lesson 21: Values and Relationships	60%	82%
March	8th Grade Lessons 4 & 6: Teen Lures	57%	68%
May	8th Grade Lesson 12: Agency & Confidence	46%	46%

What is Social Emotional Learning (SEL)

Social and Emotional Learning (SEL) matters because it equips students with essential skills to manage emotions, build healthy relationships, and make responsible decisions. These skills foster better academic performance, mental well-being, and long-term success in life.

Survey Customization Features

DCSD SEL Surveys Created In Platform

https://public.tableau.com/views/SY25CombinedES_MSSELV2/Home?:language=en-US&publish=yes&:sid=&:redirect=auth&:display_count=n&:origin=viz_share_link

District and School Completion Rate

Month	6th Grade Lessons	District	School
September	6th Grade Lesson 1a: Starting Middle School	81%	99%
October	6th Grade Bullying Lesson 2: Recognizing Bullying	73%	99%
October	6th Grade Bullying Lesson 3: Responding to Online Bullying	69%	98%
November	6th Grade Lesson 21: Why Conflicts Escalate	74%	100%
December	6th Grade Lesson 14: What Emotions Tell You	74%	97%
January	6th Grade Lesson 8: What are Guiding Principles	59%	97%
February	6th Grade Lesson 23: Respectful Communication	59%	96%
March	6th Grade Lesson 4 & 6: Teen Lures	63%	95%
May	6th Grade Lesson 12: Thinking Short-Term & Long-Term	44%	97%

Month	7th Grade Lessons	District	School
September	7th Grade Lesson 1b: Helping New Students	76%	98%
October	7th Grade Bullying Lesson 1: What is Harassment	74%	98%
October	7th Grade Bullying Lesson 5: Our Rights & Responsibilities	66%	96%
November	7th Grade Lesson 21: Keeping Cool in Conflicts	69%	97%
December	7th Grade Lesson 14: Emotions Matter	60%	97%
January	7th Grade Lesson 8: What is Self -Concept	66%	97%
February	7th Grade Lesson 25 : Taking Responsibility for Your Actions	54%	97%
March	7th Grade – Teen Lures Lessons 4 & 6 TASK	51%	97%
May	7th Grade Lesson 12 Your Future Concept	51%	98%

Month	8th Grade Lessons	District	School
September	8th Grade Lesson 2: Who Am I? My Identity	79%	97%
October	8th Grade Lesson 2: Social Factors that Contribute to Bullying	72%	87%
October	8th Grade Lesson 5: Be Inclusive & Ask for Change	67%	85%
November	8th Grade Lesson 22: Recognizing Other's Perspective	68%	92%
December	8th Grade Lesson 14: Understanding Stress & Anxiety	70%	92%
January	8th Grade Lesson 9: Sources of Confidence	61%	92%
February	8th Grade Lesson 21: Values and Relationships	60%	90%
March	8th Grade Lessons 4 & 6: Teen Lures	57%	90%
May	8th Grade Lesson 12: Agency & Confidence	46%	89%

What is Social Emotional Learning (SEL)

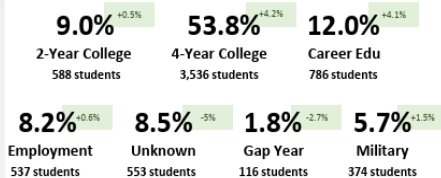
Social and Emotional Learning (SEL) matters because it equips students with essential skills to manage emotions, build healthy relationships, and make responsible decisions. These skills foster better academic performance, mental well-being, and long-term success in life.

DEKALB COUNTY SCHOOL DISTRICT

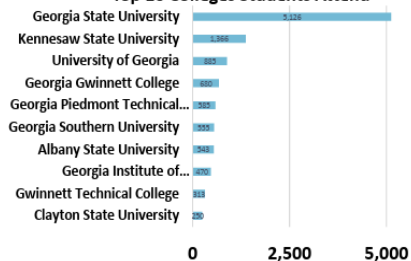
Class of 2025 & Beyond Post-Secondary Report



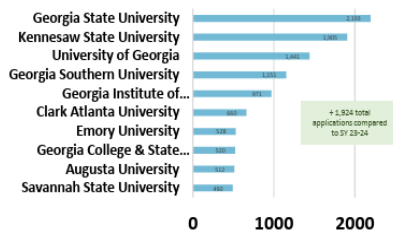
CLASS OF 2025 EOY HIGHLIGHTS Post-Secondary Plans



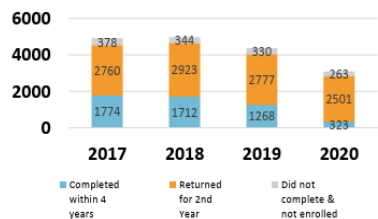
ALUMNI OUTCOMES HIGHLIGHT Top 10 Colleges Students Attend



Top 10 Colleges Students Applied To



Completed College Degree Within 4 Years



Class of 2025 College Scholarships



Top 10 Careers

- Actors
- Actuaries
- Administrative Law Judges
- Accountants and Auditors
- Aerospace Engineers
- Acute Care Nurses
- Advertising and Promotions Mgrs
- Agents/Managers of Artists
- Administrative Services Mgrs
- Aerospace Engineering and Ops

Naviance Student Usage

+ 34,430 total logins compared to SY 23-24

	Grade 12	Grade 11	Grade 10	Grade 9
Student Visits	81,569	19,771	19,028	17,607
Avg. Visit per Student	12.4	3.0	2.8	2.4
% Logged in >=1	88%	65%	65%	68%

Top 10 Career Clusters

- Arts, Audio/Video Tech, & Comms
- Health Science
- Bus Management/Administration
- Marketing
- Human Services
- STEM
- Finance
- Agriculture, Food & Resources
- Law, Public Safety & Corrections
- Education and Training

What is Naviance?

Naviance is a comprehensive college, career, and life readiness tool used to help students align their strengths and interests to postsecondary goals and plans. High school students in DeKalb County Schools have access to their own personal Naviance account. Naviance gives students a personalized college and career planning tool. While students can browse and use Naviance at their leisure, they will also be guided through a series of activities (including the Class of 2025 Senior Exit Survey) with their high school counselors! Current and alumni student reporting data from Naviance was used to compile this infographic.

Student Login: Students can now access their Naviance account through CLEVER. Students are encouraged to visit CLEVER and click on the Naviance icon.
Parent/Guardian Login: Parents/Guardians can also access Naviance Student to view their student's college and career planning progress. Parents will need to visit their student's Naviance URL.

Data pulled on 5/1/2025

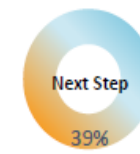
Data From CCLR Platform

HIGH SCHOOL

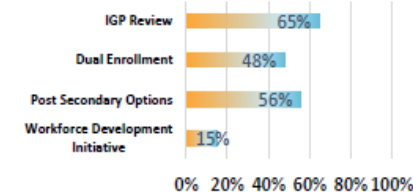
2024-2025 B.R.I.D.G.E. DATA SUMMARY



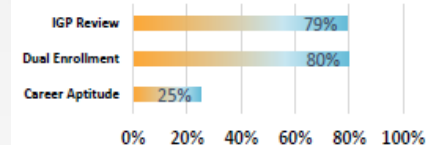
12th Grade B.R.I.D.G.E. Task Completion



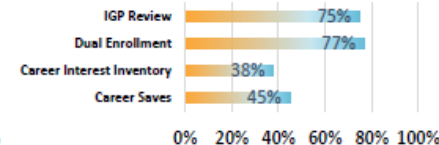
11th Grade B.R.I.D.G.E. Task Completion



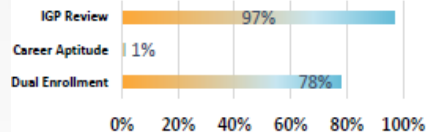
10th Grade B.R.I.D.G.E. Task Completion



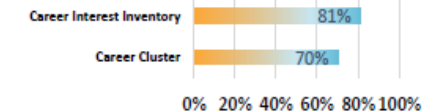
9th Grade B.R.I.D.G.E. Task Completion



8th Grade B.R.I.D.G.E. Task Completion



7th Grade B.R.I.D.G.E. Task Completion



6th Grade B.R.I.D.G.E. Task Completion



What is Naviance?

Naviance is a comprehensive college, career, and life readiness tool used to help students align their strengths and interests to postsecondary goals and plans. High school students in DeKalb County Schools have access to their own personal Naviance account. Naviance gives students a personalized college and career planning tool. While students can browse and use Naviance at their leisure, they will also be guided through a series of activities annually with their high school counselors in order to meet B.R.I.D.G.E. Law requirements. Current student reporting data from Naviance was used to compile this infographic.

Student Login: Students can now access their Naviance account through CLEVER. Students are encouraged to visit CLEVER and click on the Naviance icon.
Parent/Guardian Login: Parents/Guardians can also access Naviance Student to view their student's college and career planning progress. Parents will need to visit their student's Naviance URL.

Data pulled on 5/1/2025