

Disrupting

for Excellence

Student Mentorship & Partnerships

-Committed to enhancing student outcomes through targeted mentoring initiatives-



Division of Access & Opportunity

Dr. Triscilla Weaver, Chief

Dr. Loukisha Walker, Executive Director





Importance of Mentorship



- **Improves Behavior**
 - Provides Positive Role Model
 - Encourages Accountability
 - Boosts Self Esteem
- **Increases Attendance**
 - Offers Attendance and Recovery Support
 - Reinforces Consistency and Responsibility
 - Builds Life skills
- **Improves Grades**
 - Delivers Academic Support
 - Helps with Organizational Skills
 - Sparks Motivation & School Engagement

Behavior
Attendance
Grades



Our Programs



- Districtwide Mentoring Framework
- My Brother's Keeper (MBK)
- Our Sister's Keeper (OSK)
- Family and Community Engagement (FACE) Advocates
- Leader in Me
- Community and Corporate Mentoring



Districtwide Mentoring Framework

What it does...

- Provides Structured Support
- Provides Mentor Access to Students
- Provides a Unified Schoolwide Vision
- Provides Flexibility to Schools

Key Components:

- Monthly Themes
- Age-Appropriate Discussions
- Plethora of Activities
- Support & Accountability
- Student-Centered Focus

Purpose:

To create equitable access to mentoring by embedding it into the school experience, helping students feel seen, supported, and inspired to succeed.

Districtwide Mentoring

Total students served: **9185**

Total Active Mentors: **1603**

Mentoring Activities Conducted:

- Group Mentoring
- Social-Emotional Learning (SEL)
- One-on-One Mentoring
- Academic Support
- Career Exploration
- Specialized Activities (e.g., guest speakers, journaling, leadership, incentives)

(Information gathered from Survey data)





MBK/OSK



MBK

My Brother's Keeper (MBK)

- Inspired by Former President Obama's Vision
- Fosters Brotherhood, Leadership, and Academic Success
- Builds Confidence & Self-Belief
- Guides Students Toward Purposeful Futures (college, career, or military paths)

OSK

Our Sister's Keeper (OSK)

- District-led program
- Empowers Girls and Young Ladies
- Develop Leadership and Life Skills
- Supports Academically, Social, and Emotional Growth
- Uplifts Through Mentorship and Exposure



MBK

Total Schools

31

Student Impact

508

CORE VALUES

1. Young Voices Have Power
2. Together We Win
3. Proven Solutions That Work
4. Equity Driven
5. Policy Focus
6. Disrupt Historic Barriers
7. Generational Impact
8. Results Matter

Students served in 2023-24

200


vs.

Students served in 2024-25:

508

↑ 308

School Breakdown





MBK

Behavior (Infinite Campus)


- 70% = 0 referrals
- 13% = 1 referral
- 17% = 2+ referrals

Attendance (GADOE Student Record)

- Average Daily Attendance – 93.19%
- Average Daily Attendance Above 90% - 78.85%

Grades (Infinite Campus)

- Pass rate for all courses – 93.89%



OSK


School Breakdown

Total Schools

Student Impact

39

672



CORE VALUES

1. Young Voices Have Power
2. Together We Win
3. Proven Solutions That Work
4. Equity Driven
5. Policy Focus
6. Disrupt Historic Barriers
7. Generational Impact
8. Results Matter

Students served in 2023-24

163

vs.

Students served in 2024-25:

672

509

OSK

Behavior (Infinite Campus)

- 83% = 0 referrals
- 9% = 1 referral
- 8% = 2+ referrals

Attendance (GADOE Student Record)

- Average Daily Attendance – 93.70%
- Average Daily Attendance Above 90% - 81.34%

Grades (Infinite Campus)

- Pass rate for all courses – 96.65%

F.A.C.E. Advocate Program



Purpose: To empower student success through consistent mentorship, equity-driven support, and strong school-family partnerships.

- FACE Advocates support 21 Schools
- Served approximately 459 Students
- Program Components
 - One-to-One Mentoring
 - Intense Family Engagement
 - Behavior, Attendance, and Grades (B.A.G.)
 - Instructional Support
 - Support Teams



F.A.C.E. Advocate Data



Behavior (Domo – averages rounded)

- 66% = 0 referrals
- 14% = 1 referrals
- 19% = 2+ referrals

August- March

Attendance (Domo – averages rounded)

- Average Daily Attendance = 83%
- Average Daily Attendance Above 90% = 37%

Grades (Domo - averages rounded)

- Pass rate for all courses = 73%



Leader in Me Program

Leader in Me (A Leadership Development Program)

- Based on Stephen Covey's *7 Habits of Highly Effective People*
- Builds confidence
- Develops critical skills
- Implemented in 22 schools (Phase I of Implementation)

Community & Corporate Mentors and Partnerships

Community & Corporate Mentors (29 Mentors and 561 Mentees)

- Mentors from Local Businesses and Community Organizations
 - Provides Career Insights
 - Enhances Personal Development Opportunities
 - Provides Real-World Guidance & Mentorship

Community & Corporate Partnerships (16 Community Partners and Sponsors)

- Unites Resources and Expertise
- Amplifies Volunteer Engagement
- Creates Pathways for Student Success

Student Mentorship and Partnerships



- The programs within the Student Mentorship & Partnerships (SMP) department are not just programs—they are:
 - Lifelines of connection
 - Pathways to Empowerment
 - Agents of Transformation
- Through intentional mentoring, strategic partnerships, and a shared commitment to equity, we are seeing meaningful progress in behavior, attendance, and grades (B.A.G.).
- With your continued support, we can expand this impact and ensure that every student in our district has access to the relationships and resources needed to thrive—academically, socially, and emotionally.
- Together, we are not only shaping futures—we are changing lives.



Thank you