

# CAPITAL IMPROVEMENT & FACILITIES

---

AUGUST 11, 2025  
BOARD UPDATE





# SUMMER PROJECTS


---

FACILITIES IMPROVEMENTS

# FACILITY IMPROVEMENT PROJECTS



- 17 Flooring projects
- 16 Painting projects
- 3 Gym floors
- 2 Lighting Projects
- 21 Various improvement projects



# CAPITAL IMPROVEMENT PROJECTS



- All summer projects reached substantial completion and opened on time, final punch list work underway. ISC kitchen nearly complete
- Sequoyah, Cross Keys, and Dresden projects remain on schedule
- Planning has begun for Winter 2025 and Summer 2026 projects; final recommendations due to Chief by Oct. 15, 2025





# CAPITAL PROGRAMS REPORT

---

FINANCIAL STATEMENTS

# REPORTING TERMINOLOGY

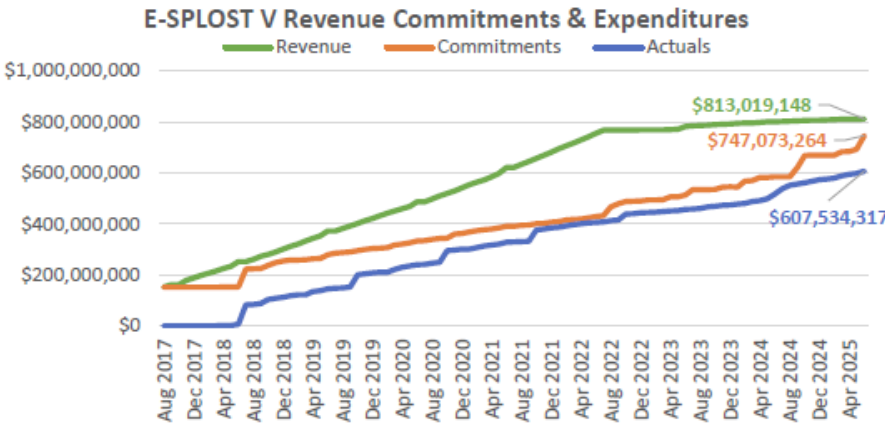
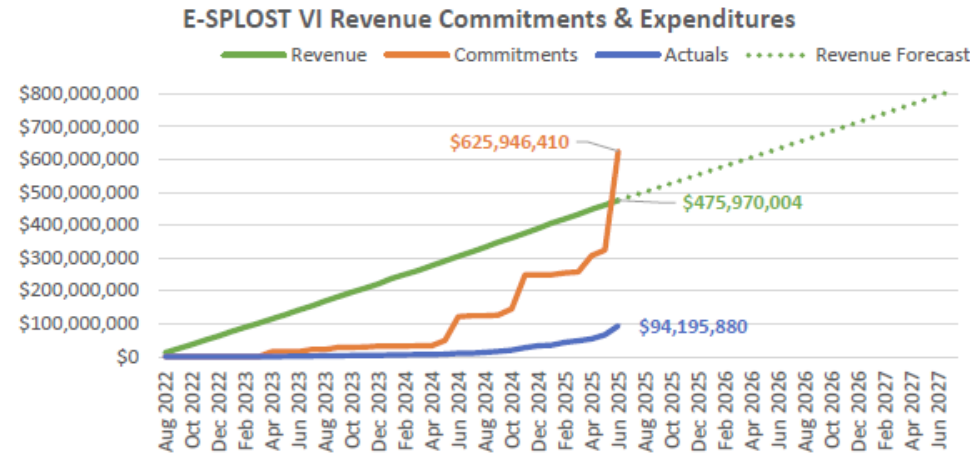
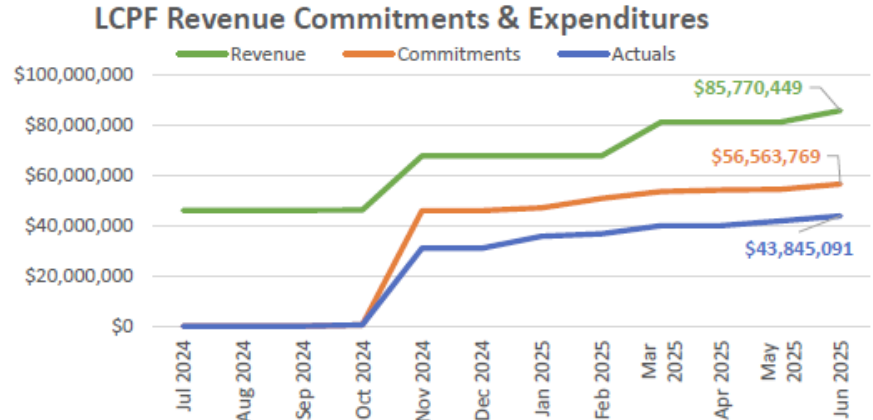
## Glossary of Meanings:

- Revenue = Total money collected over a designated time
- Commitment = Total Encumbrance(s) plus Total Expense(s)
  - Encumbrance = Unpaid amount remaining on contract(s)
  - Expenses = Actual funds paid against contract(s)
- Uncommitted Revenue = Total Revenue minus total Commitments

# CAPITAL PROGRAM FINANCIAL STATEMENT

## JUNE 30, 2025

	LCPF	E-SPLOST V	E-SPLOST VI
June 2025 Revenue	\$ 4,627,146.49	\$ 783,684.50	\$ 14,208,858.06
June 2025 Commitments	\$ 86,334.35	\$ 1,586,881.58	\$ 5,545,547.87
June 2025 Expenses	\$ 1,980,589.40	\$ 8,725,800.85	\$ 26,992,910.93
Unposted Commitments	\$ 1,504,761.81	\$ 45,775,131.46	\$ 295,875,222.67
<b>Total Revenue</b>	<b>\$ 85,770,448.57</b>	<b>\$ 813,019,148.07</b>	<b>\$ 475,970,003.76</b>
<b>Total Commitments</b>	<b>\$ 56,563,769.13</b>	<b>\$ 747,073,263.69</b>	<b>\$ 625,946,410.30</b>
<b>Total Expenses</b>	<b>\$ 43,845,091.17</b>	<b>\$ 607,534,317.11</b>	<b>\$ 94,012,837.28</b>
Uncommitted Revenue	\$ 29,206,679.44	\$ 65,945,884.38	\$ (149,976,406.54)



**\*\* Unposted Commitments includes Board Approved contracts but have not yet been posted in MUNIS ledger**  
8/8/2025

# CAPITAL PROGRAM FINANCIAL STATEMENT

## JUNE 30, 2025

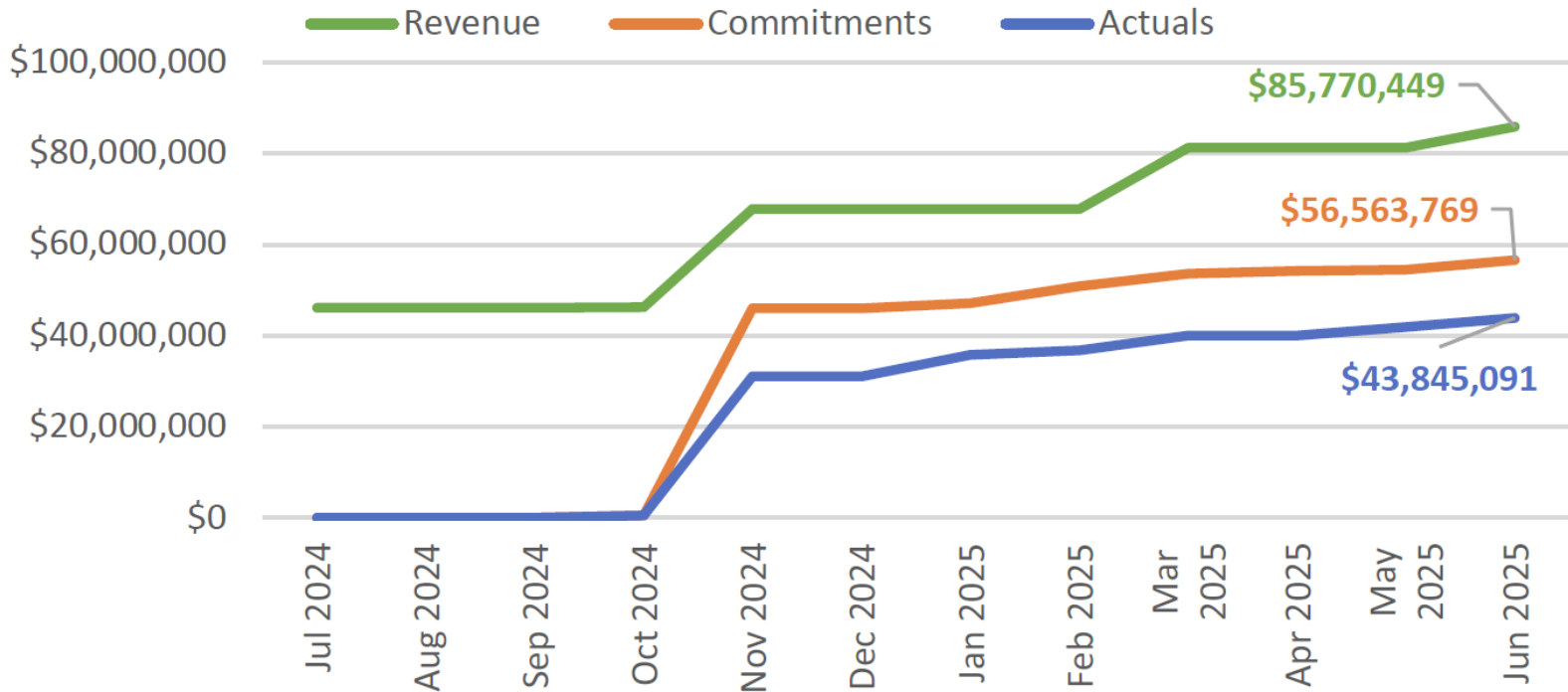
	LCPF	E-SPLOST V	E-SPLOST VI
<b>June 2025 Revenue</b>	\$ 4,627,146.49	\$ 783,684.50	\$ 14,208,858.06
<b>June 2025 Commitments</b>	\$ 86,334.35	\$ 1,586,881.58	\$ 5,545,547.87
<b>June 2025 Expenses</b>	\$ 1,980,589.40	\$ 8,725,800.85	\$ 26,992,910.93
<b>Unposted Commitments</b>	\$ 1,504,761.81	\$ 45,775,131.46	\$ 295,875,222.67
<b>Total Revenue</b>	\$ 85,770,448.57	\$ 813,019,148.07	\$ 475,970,003.76
<b>Total Commitments</b>	\$ 56,563,769.13	\$ 747,073,263.69	\$ 625,946,410.30
<b>Total Expenses</b>	\$ 43,845,091.17	\$ 607,534,317.11	\$ 94,012,837.28
<b>Uncommitted Revenue</b>	\$ 29,206,679.44	\$ 65,945,884.38	\$ (149,976,406.54)

*\*\* Unposted Commitments includes Board Approved contracts but have not yet been posted in MUNIS ledger*

# CAPITAL PROGRAM FINANCIAL STATEMENT

## JUNE 30, 2025

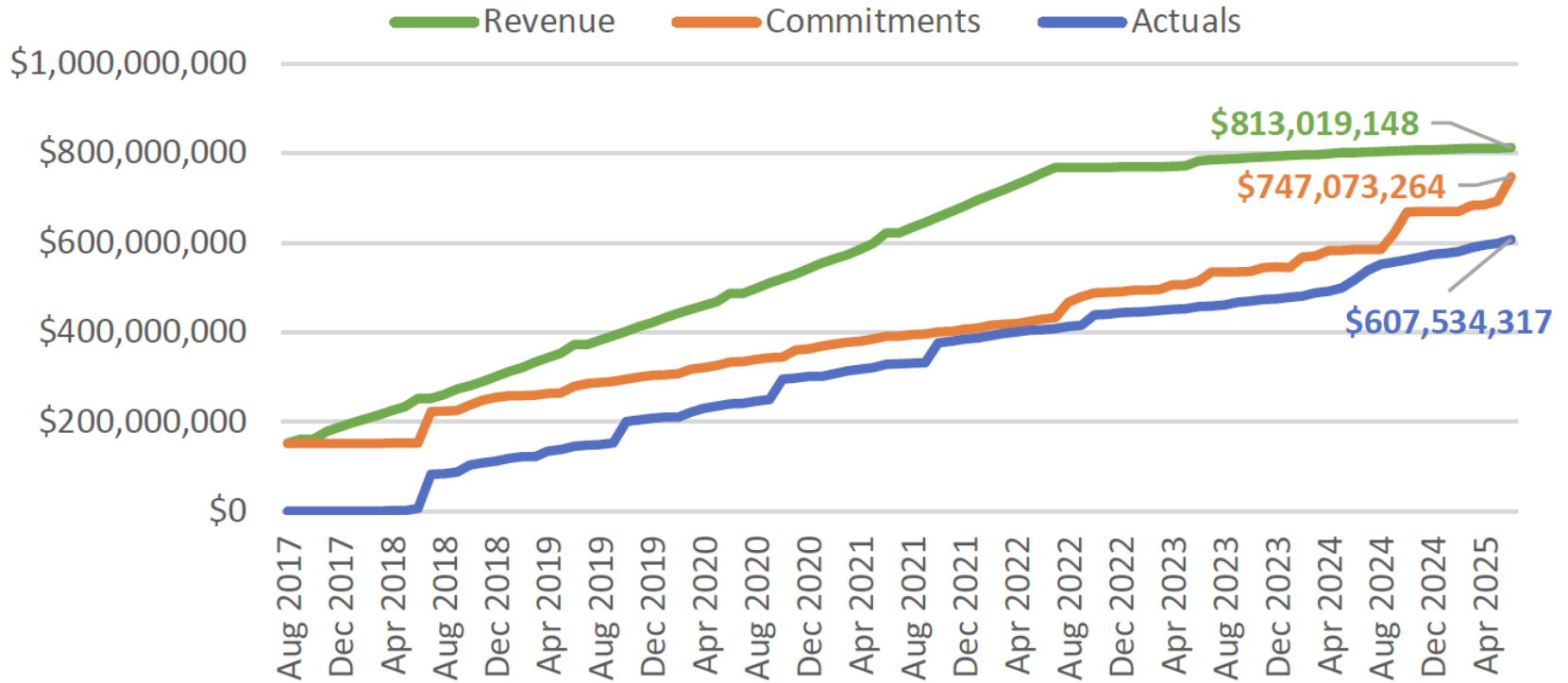
### LCPF Revenue Commitments & Expenditures



# CAPITAL PROGRAM FINANCIAL STATEMENT

## JUNE 30, 2025

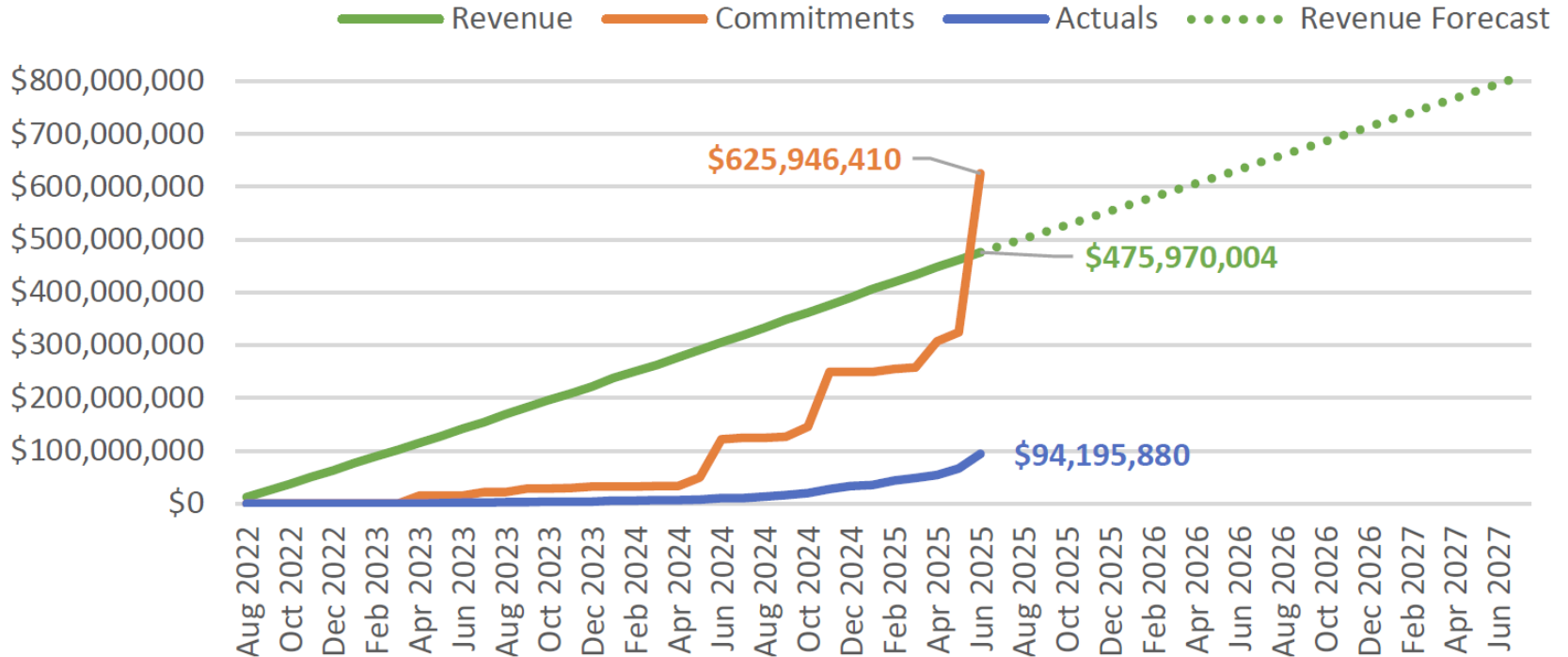
### E-SPLOST V Revenue Commitments & Expenditures



# CAPITAL PROGRAM FINANCIAL STATEMENT

## JUNE 30, 2025

### E-SPLOST VI Revenue Commitments & Expenditures



# E-SPLOST V REVENUE STATEMENT

## JUNE 30, 2025

Month	CY 2021		CY 2022		CY 2023		CY 2024		CY 2025	
	Sales Tax	Interest	Sales Tax	Interest	Sales Tax	Interest	Sales Tax	Interest	Sales Tax	Interest
January	\$ 12,416,029.80	968.45	\$ 13,807,323.37	\$ 1,249.62		\$ 293,684.77		\$ 1,544,510.90		\$ 964,461.58
February	9,994,284.14	1,019.16	11,686,175.43	1,305.91		317,549.91		1,454,042.74		876,339.28
March	9,932,280.34	966.12	11,262,356.40	1,227.26		294,613.40		1,552,803.46		939,572.66
April	11,341,062.77	1,110.26	12,738,469.66	1,403.03		958,341.17		1,486,975.42		895,407.13
May	11,532,129.64	1,109.49	12,210,170.01	1,406.03		1,479,196.75		1,526,250.93		886,015.72
June	11,606,342.22	1,200.92	12,677,523.91	1,501.66		1,417,307.47		964,461.58		783,684.50
July	12,067,129.38	1,107.51	12,787,107.51	1,497.66		1,498,046.30		876,339.28		
August	12,088,491.48	1,164.66		1,570.20		1,505,058.82		939,572.66		
September	11,604,627.89	1,214.26		155,986.84		1,464,061.94		895,407.13		
October	11,899,129.87	1,224.74		154,370.35		1,523,189.81		886,015.72		
November	11,611,828.01	1,151.27		230,005.72		1,485,503.44		1,015,998.76		
December	12,271,107.77	1,159.90		234,285.01		1,539,109.43		1,009,410.91		
<b>Total</b>	<b>\$ 138,364,443.31</b>	<b>\$ 13,396.74</b>	<b>\$ 87,169,126.29</b>	<b>\$ 785,809.29</b>	<b>\$ -</b>	<b>\$ 13,775,663.21</b>	<b>\$ -</b>	<b>\$ 14,151,789.49</b>	<b>\$ -</b>	<b>\$ 5,345,480.87</b>
<b>Average</b>	<b>\$ 11,530,370.28</b>	<b>\$ 1,116.40</b>	<b>\$ 12,452,732.33</b>	<b>\$ 65,484.11</b>	<b>\$ -</b>	<b>\$ 1,147,971.93</b>	<b>\$ -</b>	<b>\$ 1,179,315.79</b>	<b>\$ -</b>	<b>\$ 890,913.48</b>

E-SPLOST V SALES TAX	Sales Tax Collected In CY 2017 (Aug-Dec)	\$ 44,134,226.60
	Sales Tax Collected In CY 2018	110,600,191.00
	Sales Tax Collected In CY 2019	117,496,807.28
	Sales Tax Collected In CY 2020	119,128,700.97

E-SPLOST V INTEREST	Interest Collected In CY 2017	\$ 181,859.75
	Interest Collected In CY 2018	379,307.51
	Interest Collected In CY 2019	501,456.20
	Interest Collected In CY 2020	101,350.10

E-SPLOST V Bond Revenue March 2017	Bond Principal	\$ 131,025,000.00
	Bond Premium	12,337,339.97

Collected E-SPLOST VI Sales Tax	\$ 616,893,495.45
Interest Earned	35,236,113.16
Bond Revenue	143,362,339.97
GSFIC Reimbursement	7,416,576.00
Other Revenue	10,110,623.49
<b>Total E-SPLOST VI Revenue</b>	<b>\$ 813,019,148.07</b>

	Month/Year	Amount	Source
E-SPLOST V GSFIC Reimburse	Sept 2018	\$1,600,887.06	New John Lewis ES
	Dec 2018	\$708,479.40	New John Lewis ES
	March 2019	\$3,099,032.30	New John Lewis ES
	May 2021	\$1,266,519.64	New John Lewis ES
	April 2024	\$741,657.60	New John Lewis ES

	Month/Year	Amount	Source
E-SPLOST V Other Revenue	April 2021	\$492,326.96	Close Accounts Associated with E-SPLOST 1, E-SPLOST 2, and COPS 2007
	June 2023	\$532,140.10	Financially Close E-SPLOST 2
	June 2023	\$9,086,156.43	Financially Close E-SPLOST 3

# E-SPLOST VI REVENUE STATEMENT

## JUNE 30, 2025

Month	CY 2022		CY 2023		CY 2024		CY 2025	
	Sales Tax	Interest	Sales Tax	Interest	Sales Tax	Interest	Sales Tax	Interest
January			\$ 14,782,771.81	\$ 125,576.20	\$ 14,318,164.57	\$ 971,613.68	\$ 15,050,208.99	\$ 1,316,841.30
February			11,848,671.06	172,940.53	11,953,973.26	975,643.63	11,982,743.15	1,249,745.94
March			11,521,824.96	250,538.02	11,823,249.72	1,104,986.82	12,090,976.15	1,388,210.09
April			12,911,849.67	317,688.82	12,580,587.39	1,116,056.24	12,859,642.38	1,375,244.83
May			12,299,741.70	409,857.16	12,746,149.28	1,209,313.37	12,527,192.72	1,429,527.83
June			13,094,146.23	496,314.59	12,939,081.00	1,239,073.08	12,838,459.97	1,370,398.09
July			12,798,060.49	585,500.01	12,693,726.00	1,324,429.80		
August	12,648,241.02		14,045,777.95	659,309.13	12,782,459.80	1,371,808.59		
September	12,655,819.20		12,407,482.27	706,068.68	13,156,664.21	1,322,952.33		
October	12,507,284.65		12,362,732.66	789,283.50	12,622,602.51	1,336,810.36		
November	12,694,642.02		12,305,479.52	824,727.87	13,081,257.74	1,289,694.70		
December	12,727,388.25	38,676.97	12,485,152.46	914,506.57	12,817,154.68	1,325,305.59		
<b>Total</b>	<b>\$ 63,233,375.14</b>	<b>\$ 38,676.97</b>	<b>\$ 152,863,690.78</b>	<b>\$ 6,252,311.08</b>	<b>\$ 153,515,070.16</b>	<b>\$ 14,587,688.19</b>	<b>\$ 77,349,223.36</b>	<b>\$ 8,129,968.08</b>
<b>Average</b>	<b>\$ 12,646,675.03</b>		<b>\$ 12,738,640.90</b>		<b>\$ 12,792,922.51</b>		<b>\$ 12,891,537.23</b>	
			141.75%	Increase over 2022	0.43%	Increase over 2023	1.72%	Increase over 2024

E-SPLOST VI SALES TAX	<b>3-year Avg/Month</b>	\$ 12,770,324.56
	<b>Average of Prior 12-Months</b>	12,875,257.36
	<b>Average of Prior 6-Months</b>	12,891,537.23
	<b>Amount-Variance Compared to Same Month Prior Year</b>	-100,621.03
	<b>Percentage Variance Compared to Same Month Prior Year</b>	-0.778%

E-SPLOST VI INTEREST	<b>3-year Avg/Month</b>	\$ 935,762.72
	<b>Average of Prior 12-Months</b>	1,341,747.45
	<b>Average of Prior 6-Months</b>	1,354,994.68
	<b>Amount-Variance Compared to Same Month Prior Year</b>	131,325.01
	<b>Percent Variance from Same Month Prior Year</b>	10.599%

<b>Collected E-SPLOST VI Sales Tax</b>	\$ 446,961,359.44
<b>Interest Earned</b>	29,008,644.32
<b>Total E-SPLOST VI Revenue</b>	<b>\$ 475,970,003.76</b>

# LOCAL CAPITAL PROJECT FUND REVENUE STATEMENT

## JUNE 30, 2025

LCPF GENERAL FUND CONTRIBUTIONS	Month/Year	Amount	BOARD APPROVED
	Jul 2024	\$20,000,000.00	FY 25 Budget
	Nov 2024	\$21,500,000.00	Nov 2024
	Mar 2025	\$13,486,030.83	Mar 2025

LCPF REVENUE FROM OTHER FUNDS	Month/Year	Amount	Source
	Jul 2024	\$6,130,000.00	LGIP-Fund 410
	Jul 2024	\$19,985,000.00	E-SPLOST IV Closeout Balance

GSFIC REIMBURSEMENTS	Month/Year	Amount	Source
	Jun 2024	\$43,560.00	Project 34435
	Jun 2024	\$1,863,480.60	Project 36535
	Jun 2024	\$1,383,975.00	Project 35835
	Jun 2024	\$321,467.40	Project 36135
	Jun 2024	\$942,058.49	Project 35135

<b>LCPF GENERAL FUND CONTRIBUTIONS</b>	\$54,986,030.83
<b>LCPF REVENUE FROM OTHER FUNDS</b>	26,115,000.00
<b>GSFIC REIMBURSEMENTS</b>	4,554,541.49
<b>GA POWER REBATES</b>	114,876.25
<b>Total Fund 300 Revenue</b>	<b>\$ 85,770,448.57</b>

GA POWER REBATES	Month/Year	Amount	Source
	Aug 2024	\$4,367.50	E.L Miller ES Lighting Replacement
	Aug 2024	\$1,607.50	Martin Luther King Jr., HS Lighting Replacement
	Aug 2024	\$4,916.25	Southwest DeKalb HS Lighting Replacement
	Oct 2024	\$21,265.00	Laurel Ridge ES Lighting Replacement
	Oct 2024	\$21,006.25	Woodridge ES Lighting Replacement
	Oct 2024	\$16,573.75	Midvale ES Lighting Replacement
	Oct 2024	\$14,773.75	Chestnut ES Lighting Replacement
	Oct 2024	\$4,870.00	Oak Grove ES Lighting Replacement
	Oct 2024	\$4,182.50	Martin Luther King Jr., HS Lighting Replacement
	Oct 2024	\$3,071.25	Livsey ES Lighting Replacement
	Oct 2024	\$2,953.75	DeKalb HS Tech South Lighting Replacement
	Oct 2024	\$352.50	Idlewood ES Lighting Replacement
	Oct 2024	\$298.75	Austin ES Lighting Replacement
Nov 2024	\$298.75	Vanderlyn ES Lighting Replacement	
Nov 2024	\$4,843.75	Dunaire ES Lighting Replacement	
Nov 2024	\$4,807.50	Henderson Mill ES Lighting Replacement	
Nov 2024	\$4,687.50	Peachcrest ES Lighting Replacement	

# THANK YOU

---

QUESTIONS & COMMENTS

