




DEKALB COUNTY SCHOOL DISTRICT

2024 Pharmacy Spend Breakdown




Summary

 Claims
1,005

 Fee Schedule
\$143,551.98

 Cost
\$77,895.89

 Savings
\$65,656.09

 Providers
130

 Pharmacies
125

 Drugs
114

Top Physicians

Top Drug Classes

NONSTEROIDAL ANTI-INFLAMMATORY AGENTS (NSAIDS)
Savings: \$20,367.40 Claims: 339 Dispenses: 13,316

CENTRAL MUSCLE RELAXANTS
Savings: \$5,013.98 Claims: 167 Dispenses: 5,198

LOCAL ANESTHETICS - TOPICAL
Savings: \$14,646.10 Claims: 79 Dispenses: 3,045

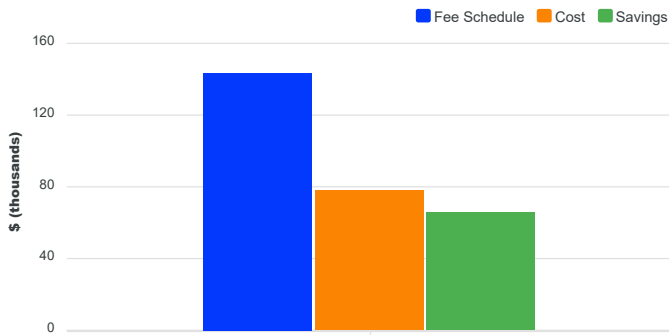
OPIOID COMBINATIONS
Savings: \$1,371.78 Claims: 76 Dispenses: 2,975

OPIOID AGONISTS
Savings: \$1,197.91 Claims: 62 Dispenses: 2,350

Top Claimants

Summary Continued

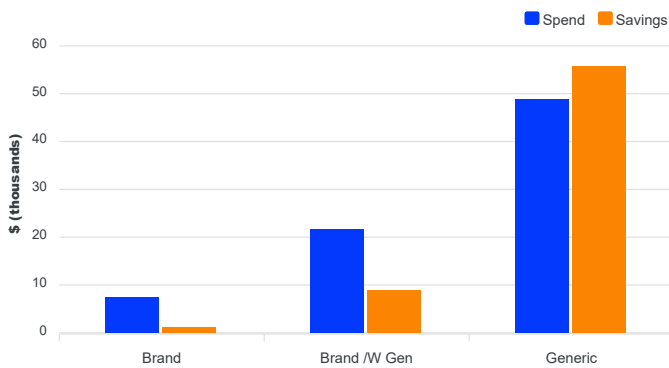
Total Savings



Total Savings

Fee Schedule	Billed	Savings
\$143,551.98	\$77,895.89	\$65,656.09

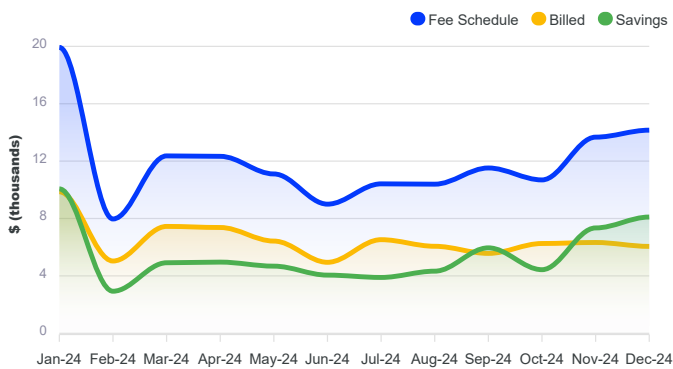
G/O/B Spend vs Savings



G/O/B Spend Vs Savings

B/O/G	Spend	Savings
Brand (B)	\$7,510.00	\$1,183.59
Brand With Generic Available (O)	\$21,550.00	\$8,822.00
Generic (G)	\$48,840.00	\$55,650.50

Savings Trend By Month

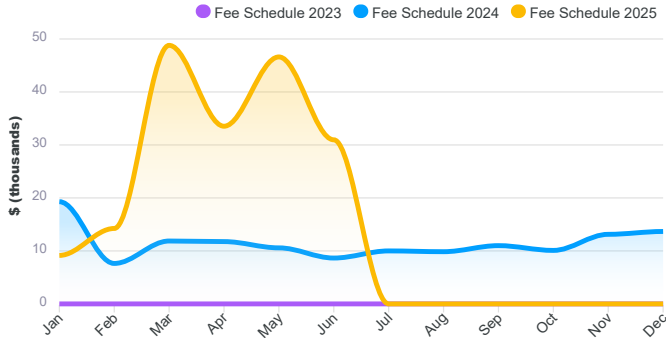


Savings Trend By Month

Month	Fee Schedule	Billed	Savings
Jan-24	\$19,928.28	\$9,864.62	\$10,063.66
Feb-24	\$7,967.85	\$5,036.96	\$2,930.89
Mar-24	\$12,364.41	\$7,449.18	\$4,915.23
Apr-24	\$12,334.19	\$7,373.26	\$4,960.93
May-24	\$11,105.74	\$6,426.79	\$4,678.95
Jun-24	\$9,000.53	\$4,946.77	\$4,053.76
Jul-24	\$10,415.71	\$6,524.34	\$3,891.37
Aug-24	\$10,392.99	\$6,064.02	\$4,328.97
Sep-24	\$11,522.31	\$5,567.63	\$5,954.68
Oct-24	\$10,689.70	\$6,257.62	\$4,432.08
Nov-24	\$13,672.06	\$6,328.74	\$7,343.32
Dec-24	\$14,158.21	\$6,055.96	\$8,102.25

Year Over Year

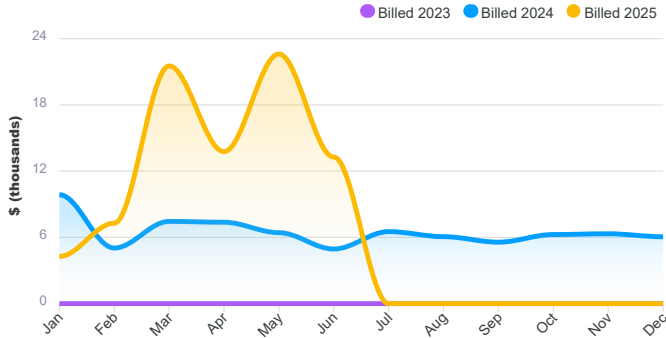
Fee Schedule Year Over Year



Fee Schedule Year Over Year

Month	Fee Schedule 2023	Fee Schedule 2024	Fee Schedule 2025
Jan	\$0.00	\$19,288.88	\$9,149.00
Feb	\$0.00	\$7,636.99	\$14,236.45
Mar	\$0.00	\$11,868.81	\$48,792.52
Apr	\$0.00	\$11,760.23	\$33,532.83
May	\$0.00	\$10,576.79	\$46,609.20
Jun	\$0.00	\$8,656.61	\$30,967.33
Jul	\$0.00	\$9,997.82	\$0.00
Aug	\$0.00	\$9,853.15	\$0.00
Sep	\$0.00	\$10,995.53	\$0.00
Oct	\$0.00	\$10,095.45	\$0.00
Nov	\$0.00	\$13,130.03	\$0.00
Dec	\$0.00	\$13,668.44	\$0.00

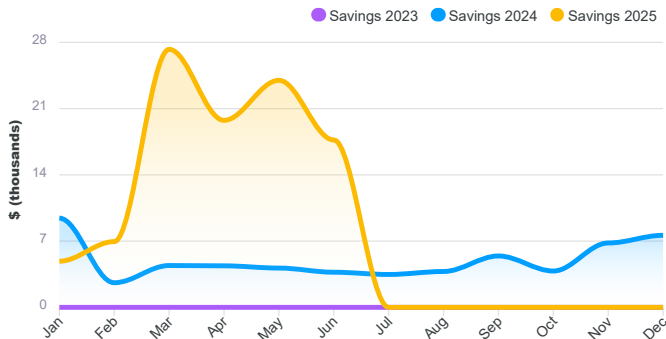
Billed Year Over Year



Billed Year Over Year

Month	Billed 2023	Billed 2024	Billed 2025
Jan	\$0.00	\$9,864.62	\$4,274.13
Feb	\$0.00	\$5,036.96	\$7,287.94
Mar	\$0.00	\$7,449.18	\$21,529.00
Apr	\$0.00	\$7,373.26	\$13,770.28
May	\$0.00	\$6,426.79	\$22,614.06
Jun	\$0.00	\$4,946.77	\$13,277.27
Jul	\$0.00	\$6,524.34	\$0.00
Aug	\$0.00	\$6,064.02	\$0.00
Sep	\$0.00	\$5,567.63	\$0.00
Oct	\$0.00	\$6,257.62	\$0.00
Nov	\$0.00	\$6,328.74	\$0.00
Dec	\$0.00	\$6,055.96	\$0.00

Savings Year Over Year



Savings Year Over Year

Month	Savings 2023	Savings 2024	Savings 2025
Jan	\$0.00	\$9,424.26	\$4,874.87
Feb	\$0.00	\$2,600.03	\$6,948.51
Mar	\$0.00	\$4,419.63	\$27,263.52
Apr	\$0.00	\$4,386.97	\$19,762.55
May	\$0.00	\$4,150.00	\$23,995.14
Jun	\$0.00	\$3,709.84	\$17,690.06
Jul	\$0.00	\$3,473.48	\$0.00
Aug	\$0.00	\$3,789.13	\$0.00
Sep	\$0.00	\$5,427.90	\$0.00
Oct	\$0.00	\$3,837.83	\$0.00
Nov	\$0.00	\$6,801.29	\$0.00
Dec	\$0.00	\$7,612.48	\$0.00