




DEKALB COUNTY SCHOOL DISTRICT


2025 Pharmacy Spend Breakdown




Summary

 Claims
634

 Fee Schedule
\$187,188.09

 Cost
\$82,752.68

 Savings
\$104,435.41

 Providers
72

 Pharmacies
87

 Drugs
84

Top Physicians

Top Drug Classes

NONSTEROIDAL ANTI-INFLAMMATORY AGENTS (NSAIDS)
Savings: \$42,764.20 Claims: 215 Dispenses: 9,294

CENTRAL MUSCLE RELAXANTS
Savings: \$21,928.67 Claims: 129 Dispenses: 4,079

LOCAL ANESTHETICS - TOPICAL
Savings: \$24,460.32 Claims: 63 Dispenses: 1,514

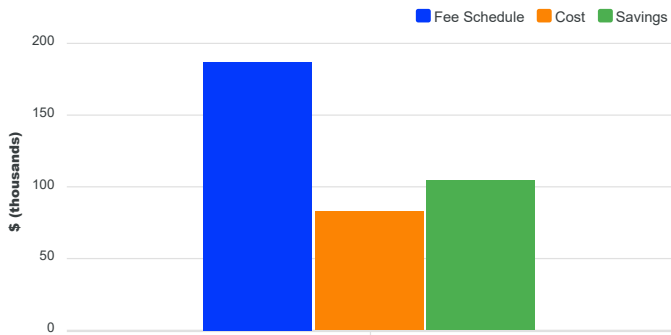
OPIOID COMBINATIONS
Savings: \$2,088.73 Claims: 48 Dispenses: 2,256

OPIOID AGONISTS
Savings: \$509.98 Claims: 37 Dispenses: 1,081

Top Claimants

Summary Continued

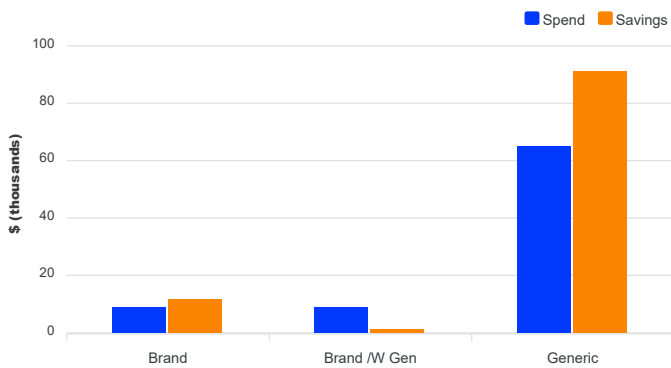
Total Savings



Total Savings

Fee Schedule	Billed	Savings
\$187,188.09	\$82,752.68	\$104,435.41

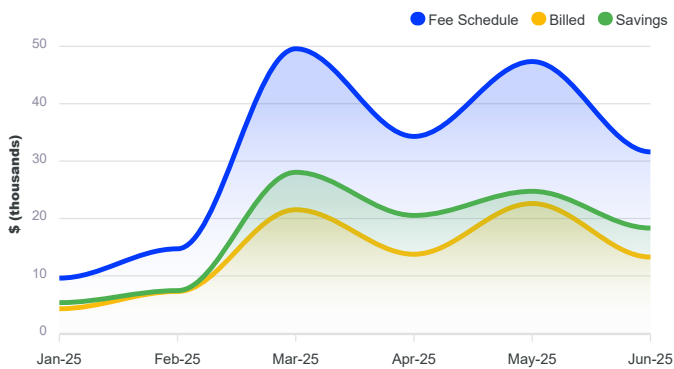
G/O/B Spend vs Savings



G/O/B Spend Vs Savings

B/O/G	Spend	Savings
Brand (B)	\$8,820.00	\$11,840.55
Brand With Generic Available (O)	\$9,000.00	\$1,300.75
Generic (G)	\$64,930.00	\$91,294.11

Savings Trend By Month

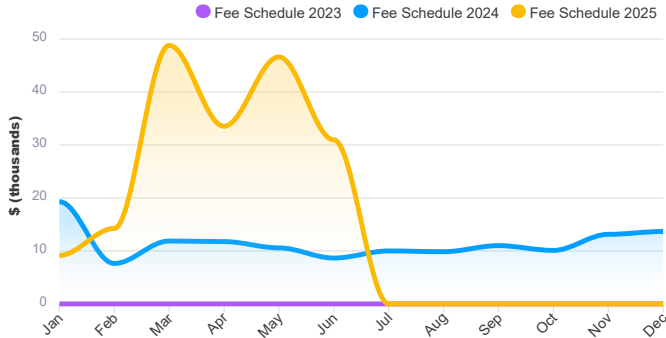


Savings Trend By Month

Month	Fee Schedule	Billed	Savings
Jan-25	\$9,610.46	\$4,274.13	\$5,336.33
Feb-25	\$14,721.86	\$7,287.94	\$7,433.92
Mar-25	\$49,582.71	\$21,529.00	\$28,053.71
Apr-25	\$34,305.58	\$13,770.28	\$20,535.30
May-25	\$47,353.66	\$22,614.06	\$24,739.60
Jun-25	\$31,613.82	\$13,277.27	\$18,336.55

Year Over Year

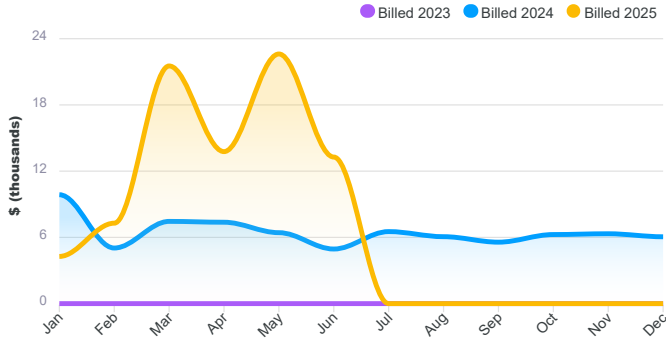
Fee Schedule Year Over Year



Fee Schedule Year Over Year

Month	Fee Schedule 2023	Fee Schedule 2024	Fee Schedule 2025
Jan	\$0.00	\$19,288.88	\$9,149.00
Feb	\$0.00	\$7,636.99	\$14,236.45
Mar	\$0.00	\$11,868.81	\$48,792.52
Apr	\$0.00	\$11,760.23	\$33,532.83
May	\$0.00	\$10,576.79	\$46,609.20
Jun	\$0.00	\$8,656.61	\$30,967.33
Jul	\$0.00	\$9,997.82	\$0.00
Aug	\$0.00	\$9,853.15	\$0.00
Sep	\$0.00	\$10,995.53	\$0.00
Oct	\$0.00	\$10,095.45	\$0.00
Nov	\$0.00	\$13,130.03	\$0.00
Dec	\$0.00	\$13,668.44	\$0.00

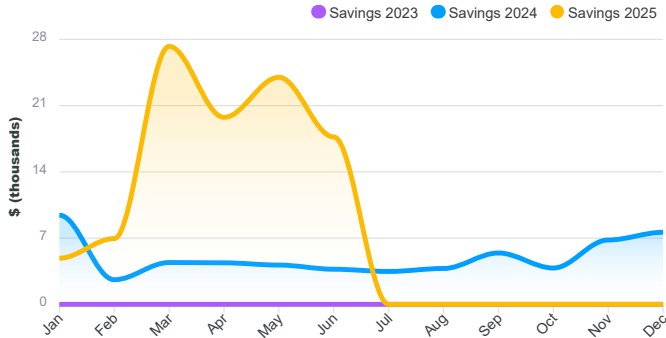
Billed Year Over Year



Billed Year Over Year

Month	Billed 2023	Billed 2024	Billed 2025
Jan	\$0.00	\$9,864.62	\$4,274.13
Feb	\$0.00	\$5,036.96	\$7,287.94
Mar	\$0.00	\$7,449.18	\$21,529.00
Apr	\$0.00	\$7,373.26	\$13,770.28
May	\$0.00	\$6,426.79	\$22,614.06
Jun	\$0.00	\$4,946.77	\$13,277.27
Jul	\$0.00	\$6,524.34	\$0.00
Aug	\$0.00	\$6,064.02	\$0.00
Sep	\$0.00	\$5,567.63	\$0.00
Oct	\$0.00	\$6,257.62	\$0.00
Nov	\$0.00	\$6,328.74	\$0.00
Dec	\$0.00	\$6,055.96	\$0.00

Savings Year Over Year



Savings Year Over Year

Month	Savings 2023	Savings 2024	Savings 2025
Jan	\$0.00	\$9,424.26	\$4,874.87
Feb	\$0.00	\$2,600.03	\$6,948.51
Mar	\$0.00	\$4,419.63	\$27,263.52
Apr	\$0.00	\$4,386.97	\$19,762.55
May	\$0.00	\$4,150.00	\$23,995.14
Jun	\$0.00	\$3,709.84	\$17,690.06
Jul	\$0.00	\$3,473.48	\$0.00
Aug	\$0.00	\$3,789.13	\$0.00
Sep	\$0.00	\$5,427.90	\$0.00
Oct	\$0.00	\$3,837.83	\$0.00
Nov	\$0.00	\$6,801.29	\$0.00
Dec	\$0.00	\$7,612.48	\$0.00