

CLAYTON COUNTY PUBLIC SCHOOLS

"BUILDING A BETTER TOMORROW, TODAY!"

BOARD OF EDUCATION

*Benjamin Straker, Sr., Chair
District 9*

*Mary Baker, Vice-Chair
District 6*

*Jasmine Bowles
District 1*

*Mark Christmas
District 2*

*Dr. Jessie Goree
District 3*

*Victoria Williams
District 4*

*Dr. Deatrice Dee Haney
District 5*


*Sabrina Hill
District 7*

*Joy Tellis Cooper
District 8*

*Dr. Anthony W. Smith
Superintendent/CEO*

Enrollment Presentation for Board Members

**Presented by:
Clayton County Public School District Team Members**




CLAYTON COUNTY PUBLIC SCHOOLS

"BUILDING A BETTER TOMORROW, TODAY!"

OVERALL ENROLLMENT TRENDS: HISTORICAL & CURRENT TRENDS

Dr. April C. Crawford

**Deputy Superintendent of Student Support Services & Strategic
Improvement**



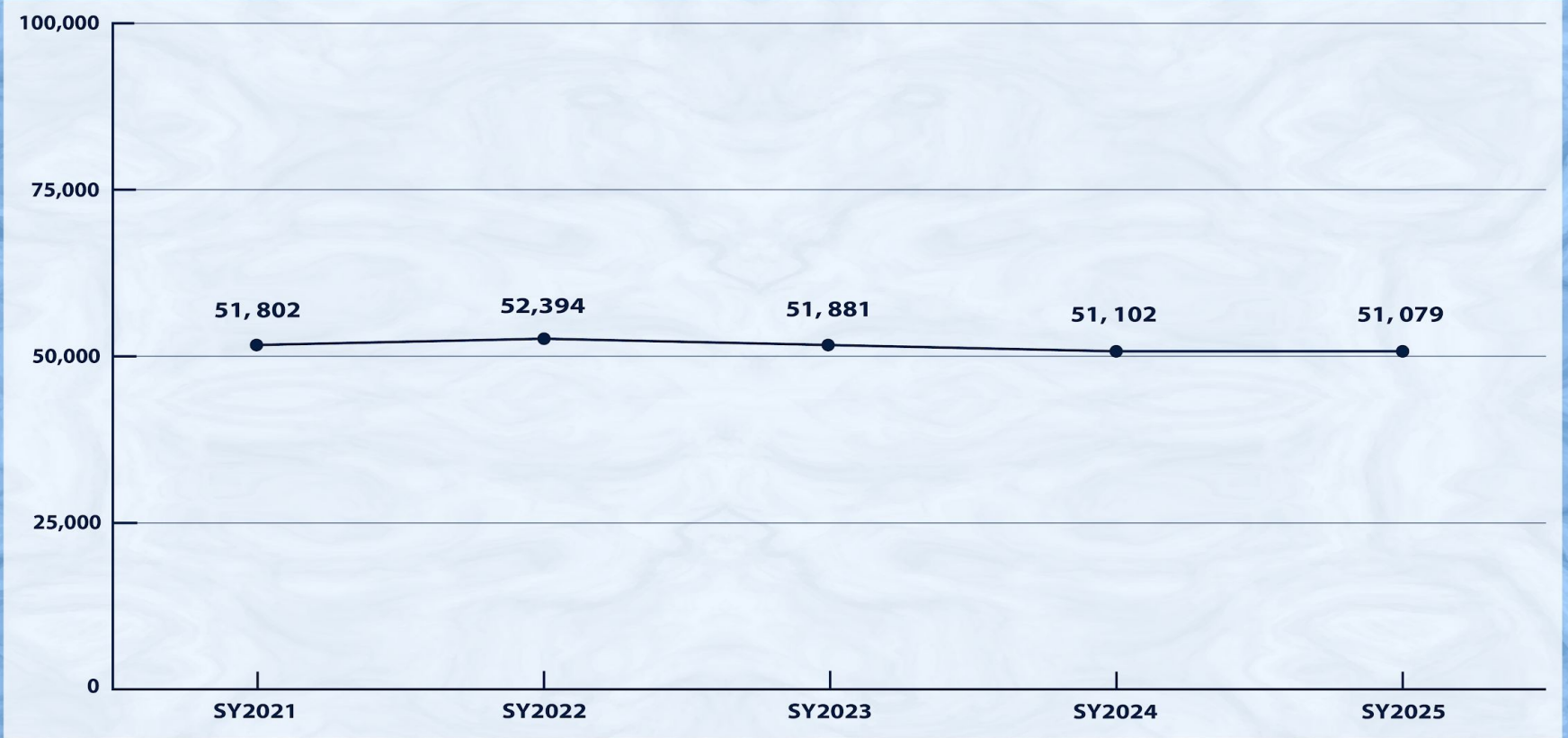
CLAYTON COUNTY PUBLIC SCHOOLS

"BUILDING A BETTER TOMORROW, TODAY!"

CLAYTON COUNTY ENROLLMENT OVER TIME: 5-YEAR PERSPECTIVE & METRO DISTRICT COMPARISON

CLAYTON COUNTY SCHOOLS ENROLLMENT (5-YEAR TREND)

TOTAL ENROLLMENT

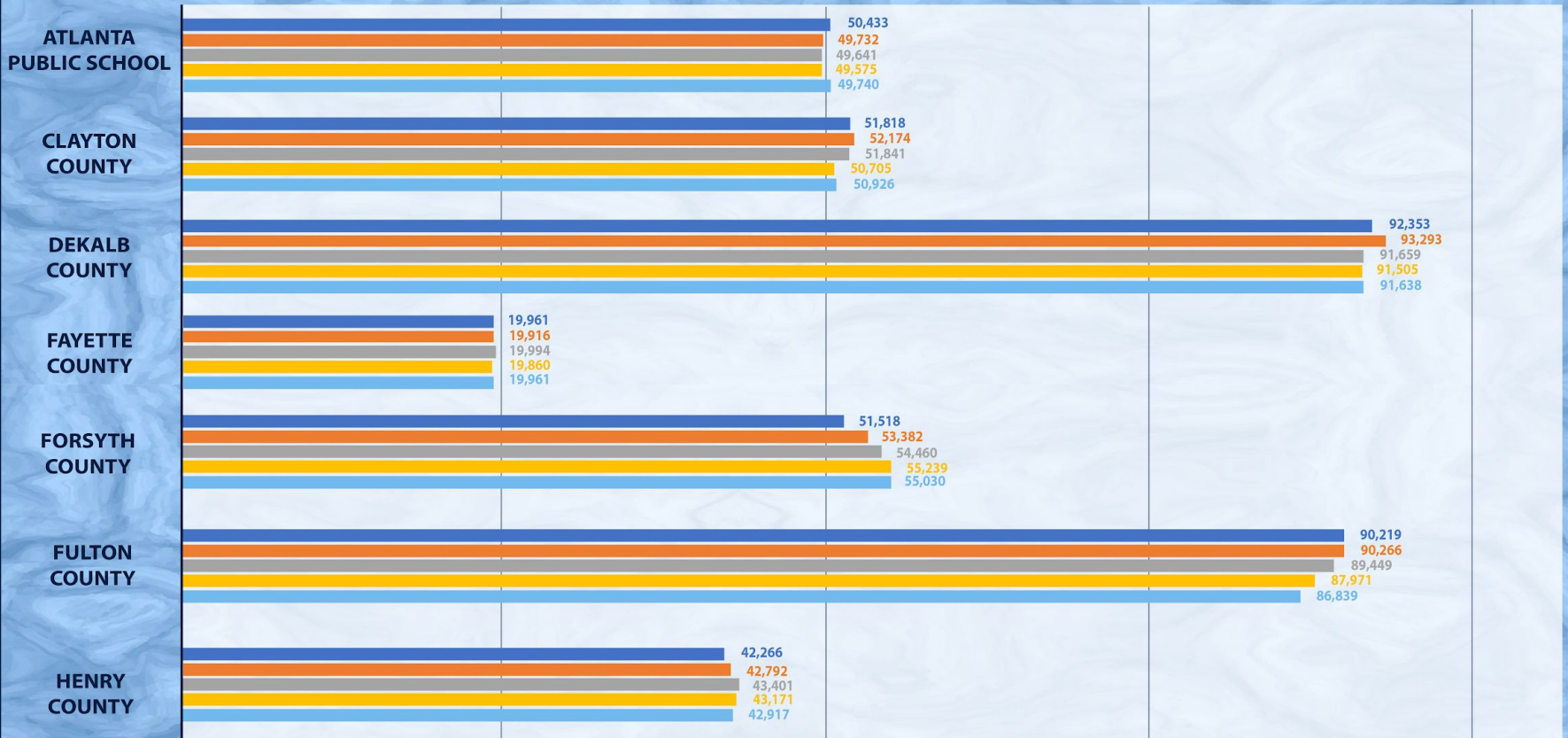



SCHOOL YEAR

METRO DISTRICT COMPARISON (5-YEAR TREND)

■ 2021 ENR TOTAL
 ■ 2022 ENR TOTAL
 ■ 2023 ENR TOTAL
 ■ 2024 ENR TOTAL
 ■ 2025 ENR TOTAL

DISTRICT





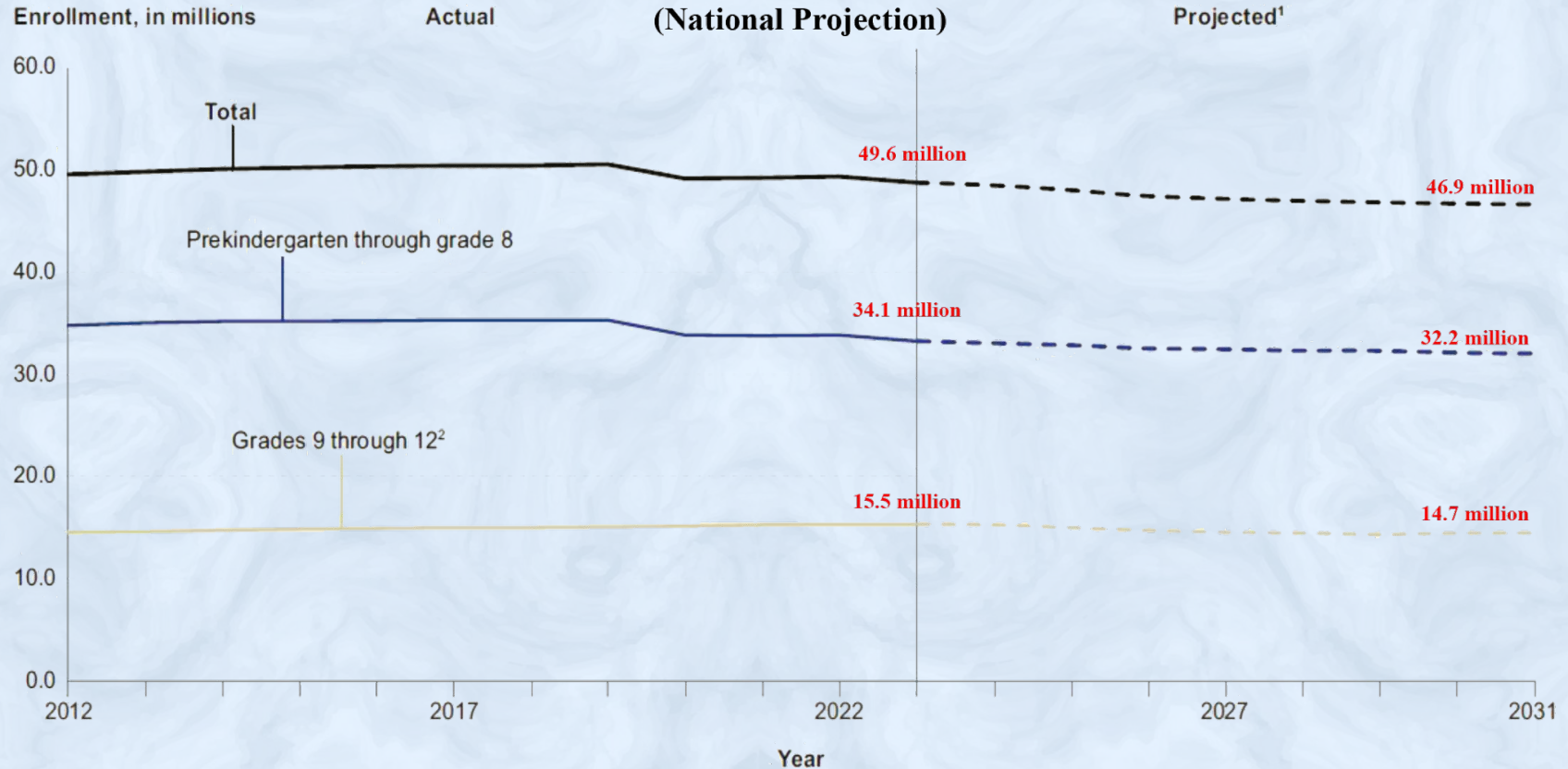
CLAYTON COUNTY PUBLIC SCHOOLS


"BUILDING A BETTER TOMORROW, TODAY!"

PROJECTIONS & COMPARISONS

FACTORS AND FUTURE PROJECTIONS FOR K-12 ENROLLMENT TREND

ENROLLMENT IN PUBLIC ELEMENTARY AND SECONDARY SCHOOLS, BY LEVEL: FALL 2012 THROUGH FALL 2031





CLAYTON COUNTY PUBLIC SCHOOLS

"BUILDING A BETTER TOMORROW, TODAY!"

Potential Factors Influencing Enrollment

Demographics and Birthrates

- County Population is Flat-to-Slightly Down
- Fewer New Kindergarteners Over Time

Housing Costs, Mobility, and Stability

- Rise in Housing Costs
- Increase in Post-COVID Evictions

Post-Pandemic Schooling Shifts (competition for students)


- Growth in Homeschooling Post-COVID
- Growth in Charter School Enrollment

Policy Changes

- State and Federal Policy Changes

Immigration & Language Trends

- Foreign-Born Population

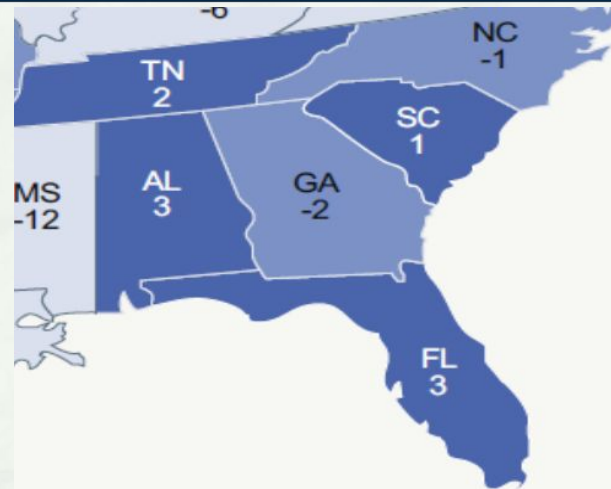


CLAYTON COUNTY PUBLIC SCHOOLS

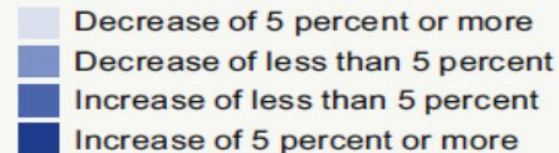
"BUILDING A BETTER TOMORROW, TODAY!"

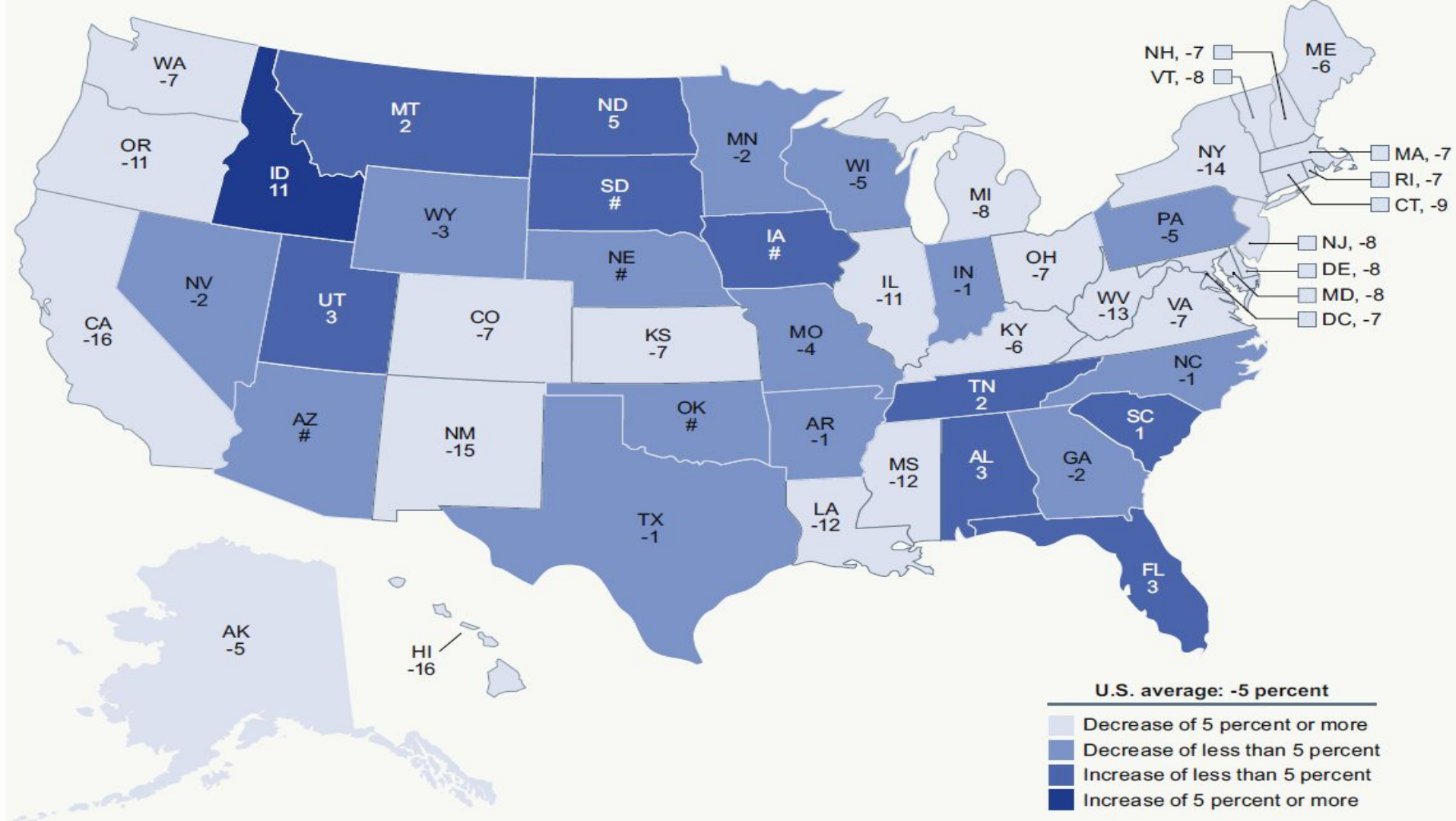
Projected percentage change in public elementary and secondary school enrollment (Georgia) Fall 2022 to Fall 2031:


- **Estimated decrease of 2% total enrollment for the state of Georgia**



U.S. average: -5 percent





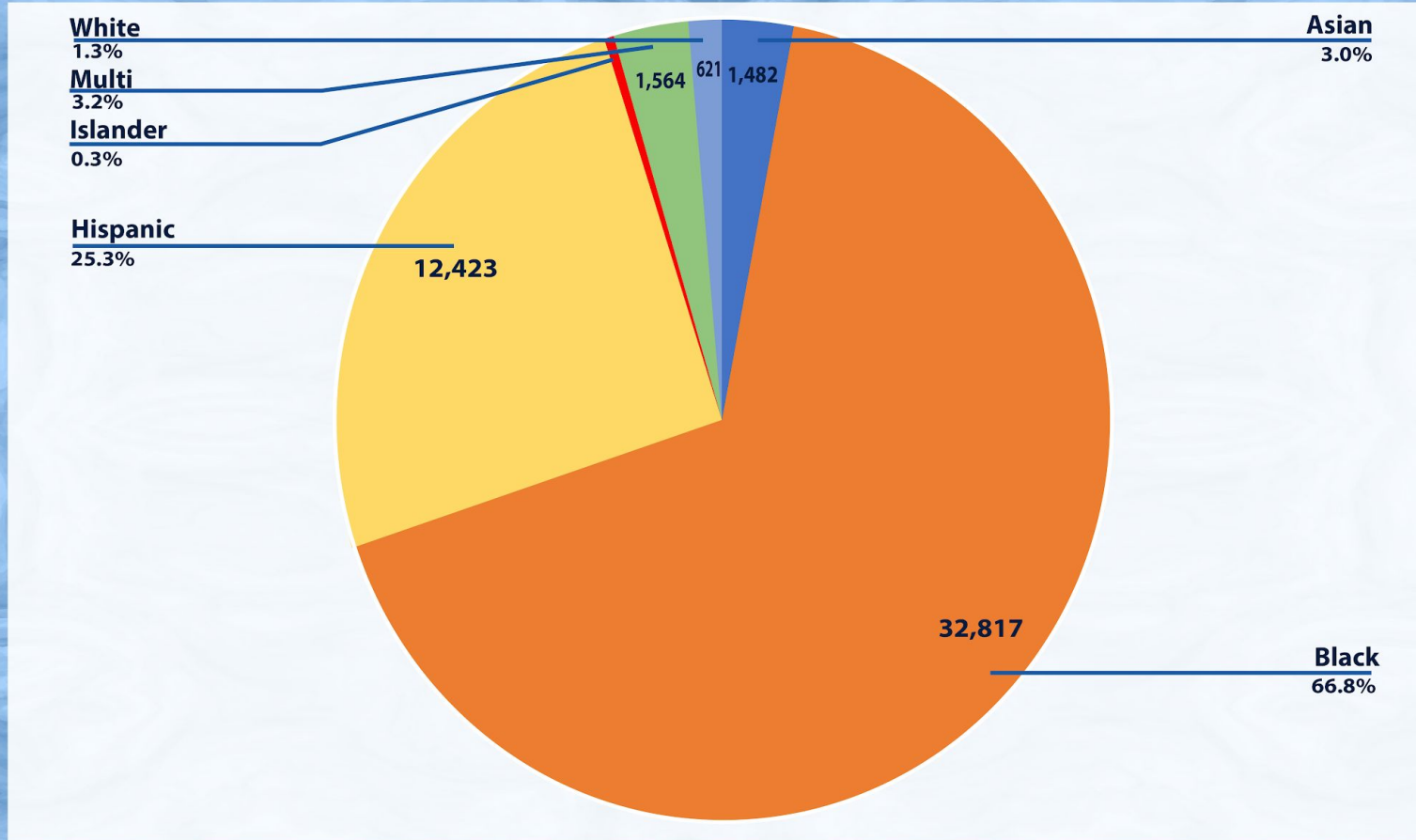


CLAYTON COUNTY PUBLIC SCHOOLS

"BUILDING A BETTER TOMORROW, TODAY!"

DEMOGRAPHIC ANALYSIS: RACIAL/ETHNIC & SOCIO ECONOMIC PROFILE

RACE/ETHNICITY CURRENT ENROLLMENT



RACE/ETHNICITY ENROLLMENT 5-YEAR ENROLLMENT TRENDS


2021

2022

2023

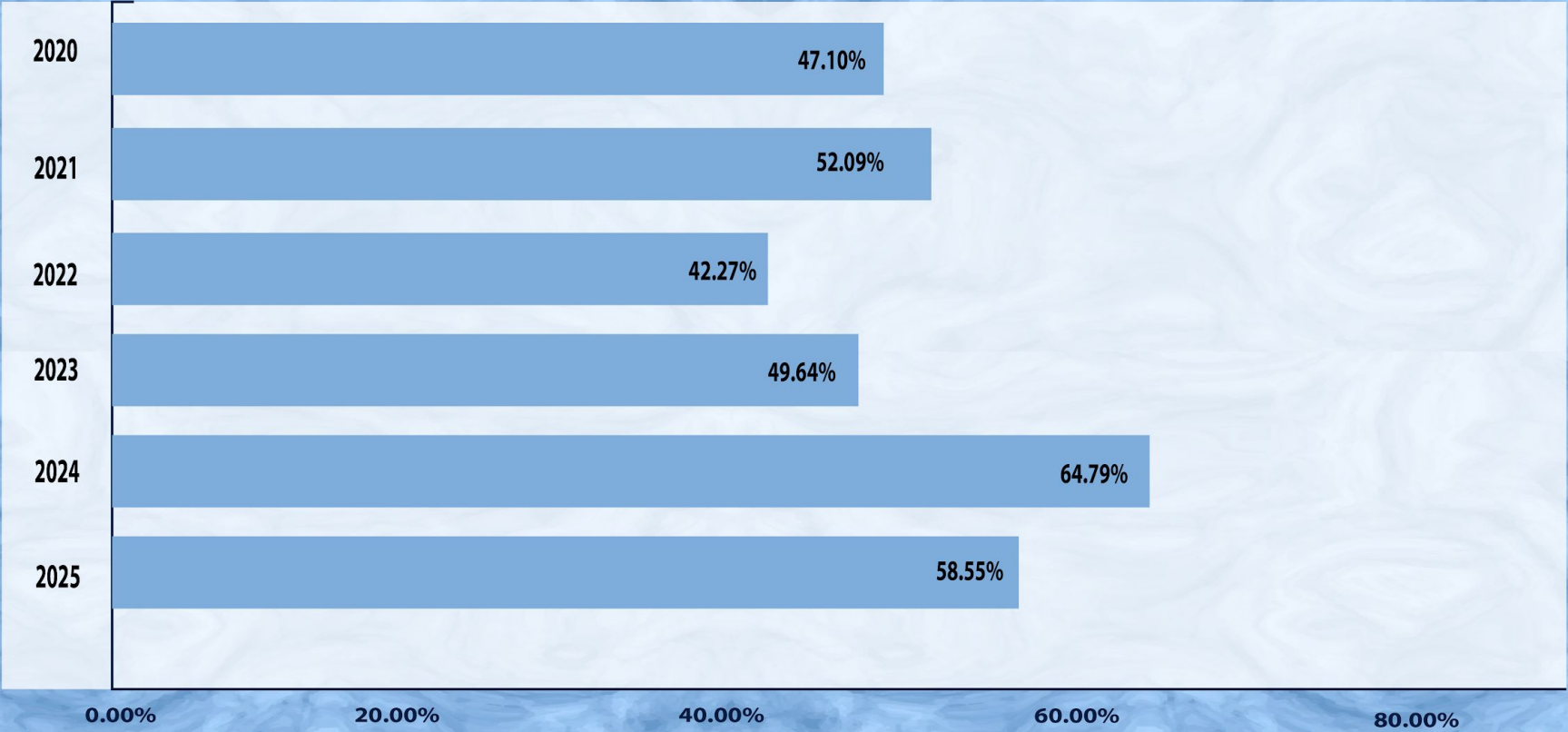
2024


2025



NUTRITION COMMUNITY ELIGIBILITY (CEP) CLAIMING PERCENTAGES FOR ECONOMICALLY DISADVANTAGED

SCHOOL YEAR





CLAYTON COUNTY PUBLIC SCHOOLS

"BUILDING A BETTER TOMORROW, TODAY!"

SPECIAL POPULATIONS

STUDENTS WITH DISABILITIES & ENGLISH LEARNERS ENROLLMENT 5-YEAR TRENDS

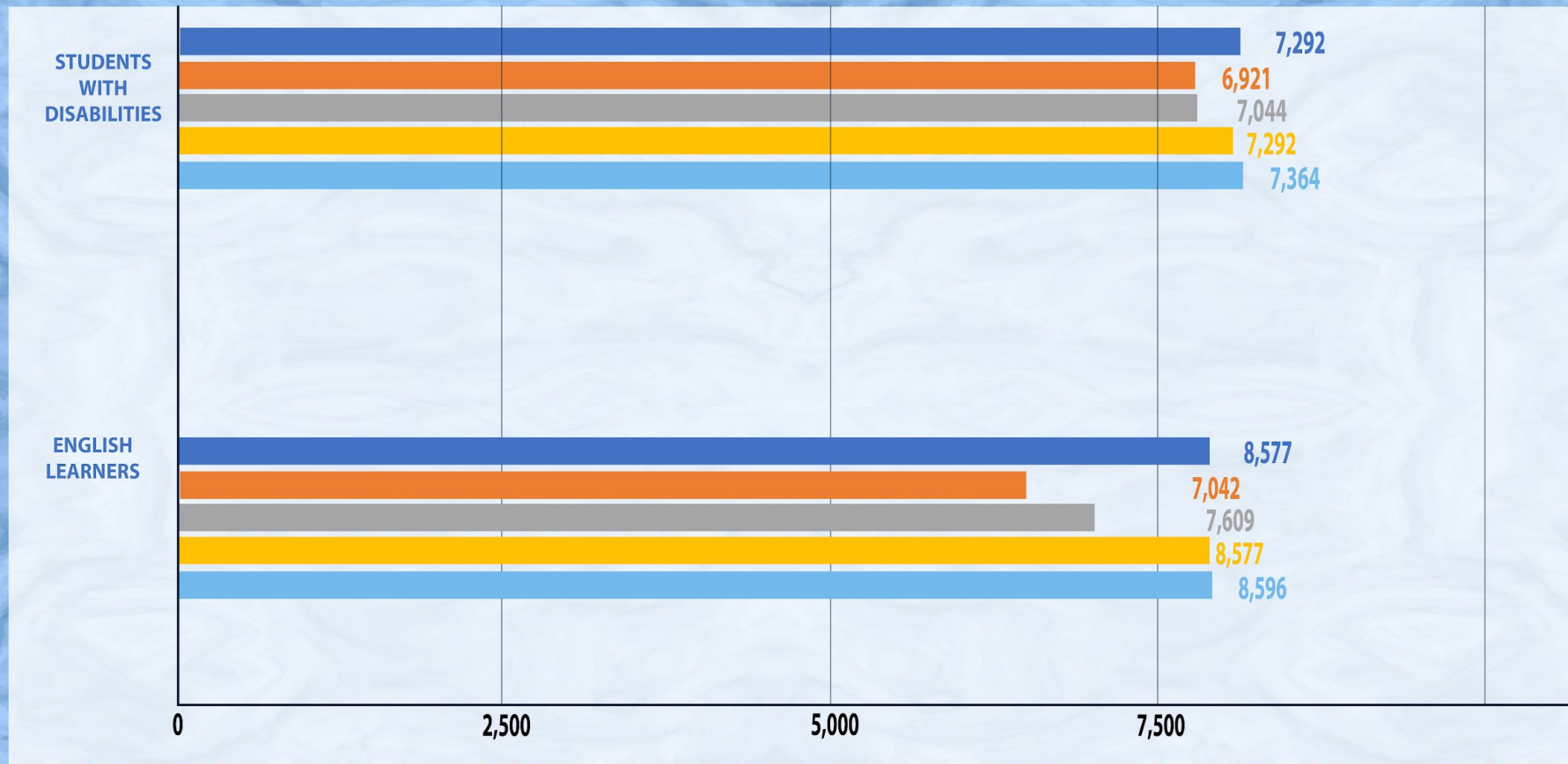
■ SY 2021


■ SY 2022

■ SY 2023

■ SY 2024

■ SY 2025





CLAYTON COUNTY PUBLIC SCHOOLS

"BUILDING A BETTER TOMORROW, TODAY!"


Key Resources & Supports for Special Populations

Students with Disabilities

- Specialized instruction and IEP-driven supports
- Certified special education teachers, paraprofessionals, & Support Staff
- IDEA-funded resources, services, and family engagement

English Learners

- ESOL instruction & language acquisition programs
- ESOL teachers, specialists & interpreters
- Title III supports and family engagement



CLAYTON COUNTY PUBLIC SCHOOLS

"BUILDING A BETTER TOMORROW, TODAY!"

UNDERLYING CAUSES AND FACTORS: DRIVERS OF CHANGE

Dr. Keith Colbert

Senior Chief of School Leadership and Strategic Improvement

WHY ENROLLMENT CHANGES

1

HIGH STUDENT MOBILITY/TRANSIENCY

- Transiency Rate: 2021 - 12.5% 2024 - 27.5%
- Frequent family moves within or outside the school district disrupt enrollment stability
- Students transferring to other public, charter, or virtual school options



2

ECONOMIC CHALLENGES

- Housing instability & rising rental costs
- Higher poverty rates are limiting long-term residency
- Increased reliance on temporary housing or shelter programs



WHY ENROLLMENT CHANGES

3

DEMOGRAPHIC SHIFTS

- Declining Birth Rate: 2019 - 42.6% 2024 - 35.8%
- Fewer school-aged children are entering the system
- An aging population in some neighborhoods reducing the pool of new enrollees




4

ALTERNATIVE SCHOOLING OPTIONS

- Growth of nearby charter schools and private/virtual learning options
- Increased homeschooling rates
- Post-Pandemic: Some families have not returned to in-person learning since 2020 disruptions





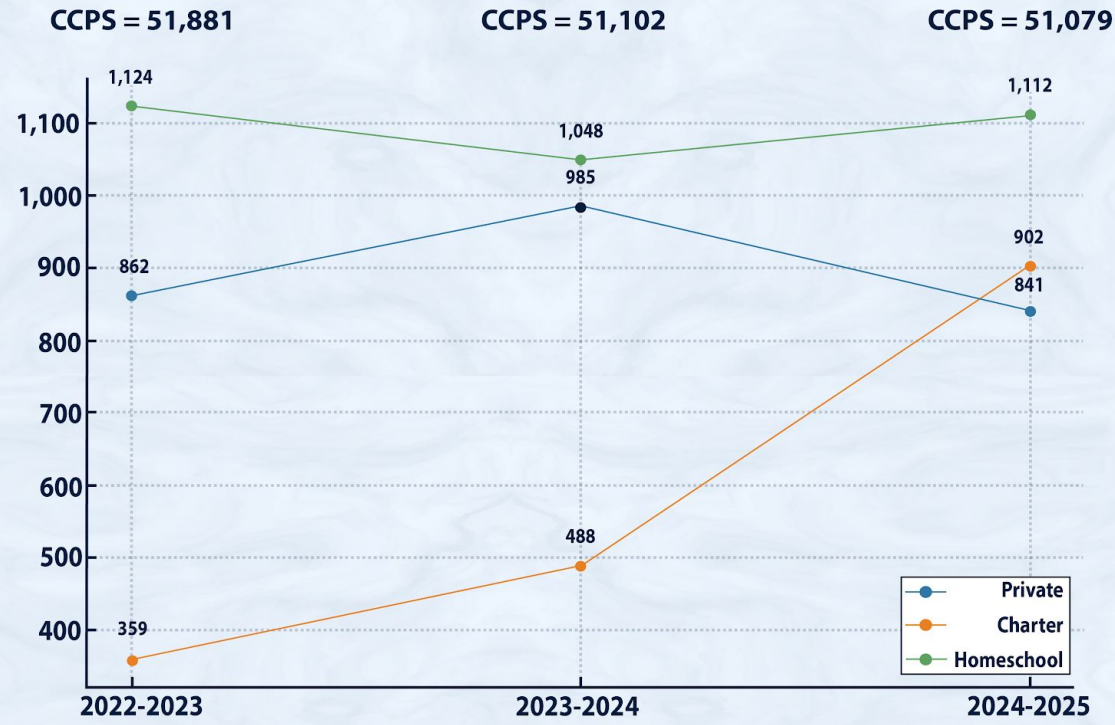
CLAYTON COUNTY PUBLIC SCHOOLS


"BUILDING A BETTER TOMORROW, TODAY!"

SCHOOL CHOICE SHIFTS

PRIVATE, CHARTER, AND HOMESCHOOL ENROLLMENT TRENDS (SY2023-SY2025)

ENROLLMENT






CLAYTON COUNTY PUBLIC SCHOOLS

"BUILDING A BETTER TOMORROW, TODAY!"

Strategic Implications

- Target critical transition years (PreK→K, 5th→6th, and 8th→9th)
- Explore hybrid/part-time options (labs, arts, athletics, dual enrollment) to recapture homeschooled students
- Use marketing campaigns and showcase events to highlight strengths vs. competitors




CLAYTON COUNTY PUBLIC SCHOOLS

"BUILDING A BETTER TOMORROW, TODAY!"

FACILITIES & STAFFING ALIGNMENT

Ronick Joseph
Chief of Capital Improvement Officer




CLAYTON COUNTY PUBLIC SCHOOLS

"BUILDING A BETTER TOMORROW, TODAY!"

Enrollment vs. School Capacity

	FTE	Capacity	Variance
Elementary	23,052	27,165	4,113
Middle	11,368	14,255	2,887
High	16,659	17,297	638
Total	51,079	58,717	7,638




CLAYTON COUNTY PUBLIC SCHOOLS

"BUILDING A BETTER TOMORROW, TODAY!"

Next Steps/ Consolidation Opportunities


- The Capital Improvement plan focuses on the replacement of aging infrastructure, along with strategies to address isolated population growth within the County. New builds replace old structures with increased capacities, providing the District opportunities to consolidate schools.
- Future recommendations include; consolidation of one existing Middle school into the newly constructed Forest Park Middle School, consolidation of one existing Elementary School into the planned Elementary School in Forest Park, consolidation of one existing Elementary School into newly constructed Michelle Obama STEM/ River's Edge Elementary.
- Relocate staff to consolidated schools in order to address hard to fill vacancies.
- 100 Acres of land purchased for future population growth. The site can accommodate 1 High School, 1 Middle School, 1 Elementary School.



CLAYTON COUNTY PUBLIC SCHOOLS

"BUILDING A BETTER TOMORROW, TODAY!"

Summary: Implications and Opportunities




CLAYTON COUNTY PUBLIC SCHOOLS

"BUILDING A BETTER TOMORROW, TODAY!"

Future Implications


- ❑ Enrollment is projected to drop by 2–3% over the next five years, which will likely result in reduced funding and staffing challenges.
- ❑ FTE funding potential will be constrained due to declining enrollment.
- ❑ Expand innovative programs (dual enrollment, arts, hybrid options) to attract and retain students.



CLAYTON COUNTY PUBLIC SCHOOLS

"BUILDING A BETTER TOMORROW, TODAY!"

- ❑ Exploring opportunities to forecast future student enrollment
- ❑ Facility consolidation & repurposing necessary for efficiency and sustainability
- ❑ Leverage land assets for long-term capacity and growth planning



CLAYTON COUNTY PUBLIC SCHOOLS

"BUILDING A BETTER TOMORROW, TODAY!"

Questions?