

CAPITAL IMPROVEMENT & FACILITIES

SEPTEMBER 8, 2025
BOARD UPDATE





CURRENT & UPCOMING PROJECTS

CAPITAL IMPROVEMENTS

CURRENT IMPROVEMENT PROJECTS



17 Summer
Projects-
Completing
punchlist work

Major construction
projects; New
Sequoyah MS and
HS, Cross Keys HS,
and Dresden ES are
proceeding on
schedule and
within budget

Ashford Park
preconstruction
and mobilization
planning efforts are
underway for
October/November
construction start

UPCOMING IMPROVEMENT PROJECTS

- The project team has begun the project assessments for the 2026 Summer projects
- The project team is working toward a September 30th completion date for all punch list work associated with the recently completed summer projects.
- The project team has begun the assessment process and recommendation strategy for the 2026 Summer projects.
- The planning team continues to meet regularly with DCSD staff.
- Construction progress remains on time and within budget for the major projects, including New Sequoyah MS and HS, Cross Keys HS, and Dresden ES.
- The Operations team and Procurement are currently advancing several significant procurements, including:
 - Elevator Revitalization and Upgrade
 - Fernbank Science Center Planetarium HVAC, Screen, and Roof
 - Sagamore Hills Roof
 - Miller Grove HS Front Feature Demolition
 - Group 3 Security Vestibules
 - Wynbrooke ES Security Vestibule & Gym



CAPITAL PROGRAMS REPORT

FINANCIAL STATEMENTS

REPORTING TERMINOLOGY

Glossary of Meanings:

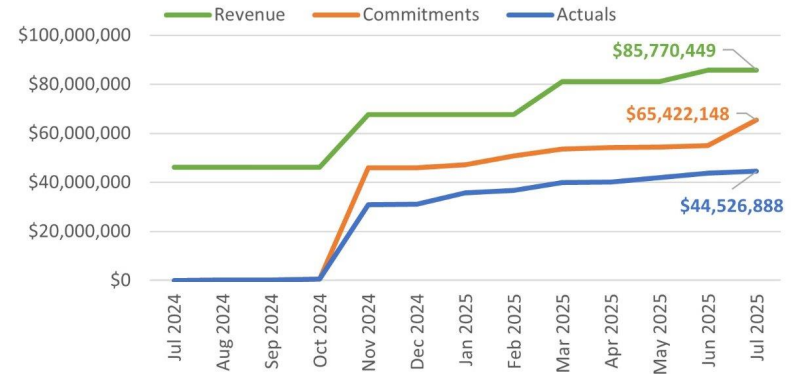
- Revenue = Total money collected over a designated time
- Commitment = Total Encumbrance(s) plus Total Expense(s)
 - Encumbrance = Unpaid amount remaining on contract(s)
 - Expenses = Actual funds paid against contract(s)

CAPITAL PROGRAM FINANCIAL STATEMENT

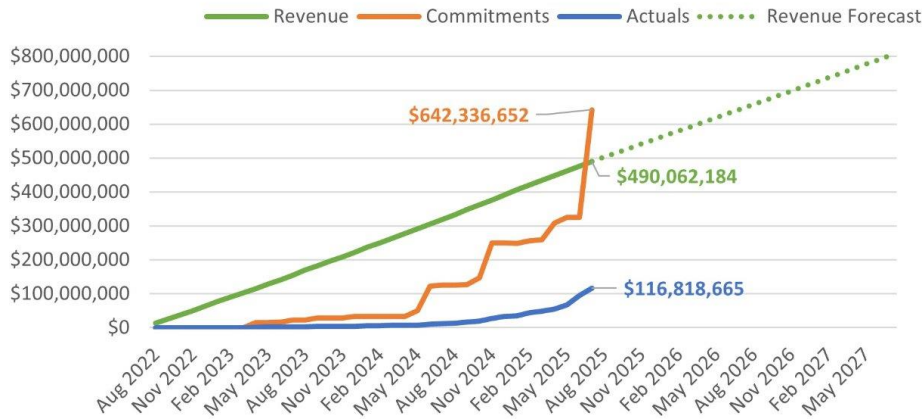
JULY 31, 2025

	LCPF	E-SPLOST V	E-SPLOST VI
July 2025 Revenue	\$ -	\$783,684.50	\$14,092,180.54
July 2025 Commitments	\$10,363,140.41	\$41,992,976.85	\$294,944,968.82
July 2025 Expenses	\$681,796.96	\$5,554,707.98	\$22,622,785.10
Total Revenue	\$ 85,770,448.57	\$ 813,716,540.46	\$ 490,062,184.30
Total Commitments	\$ 65,422,147.73	\$ 750,525,486.40	\$ 642,336,651.80
Total Expenses	\$ 44,526,888.13	\$ 612,841,919.62	\$ 116,818,664.63
Uncommitted Revenue	\$ 20,348,300.84	\$ 63,191,054.06	\$ (152,274,467.50)

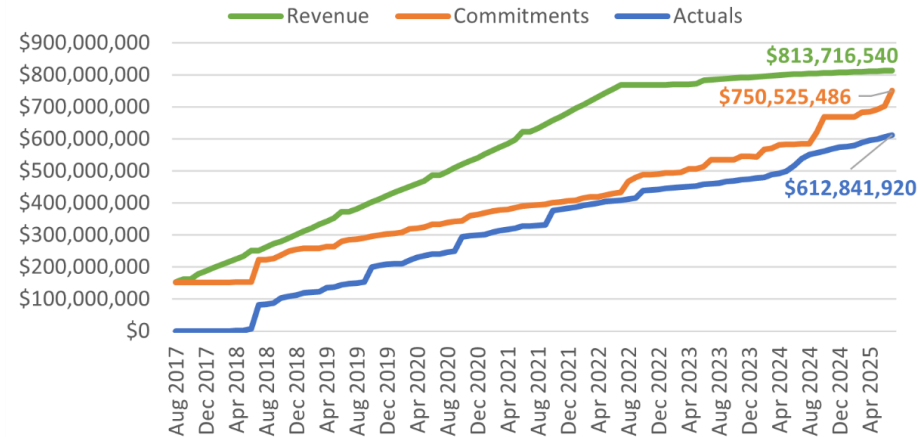
LCPF Revenue Commitments & Expenditures



E-SPLOST VI Revenue Commitments & Expenditures



E-SPLOST V Revenue Commitments & Expenditures



CAPITAL PROGRAM FINANCIAL STATEMENT

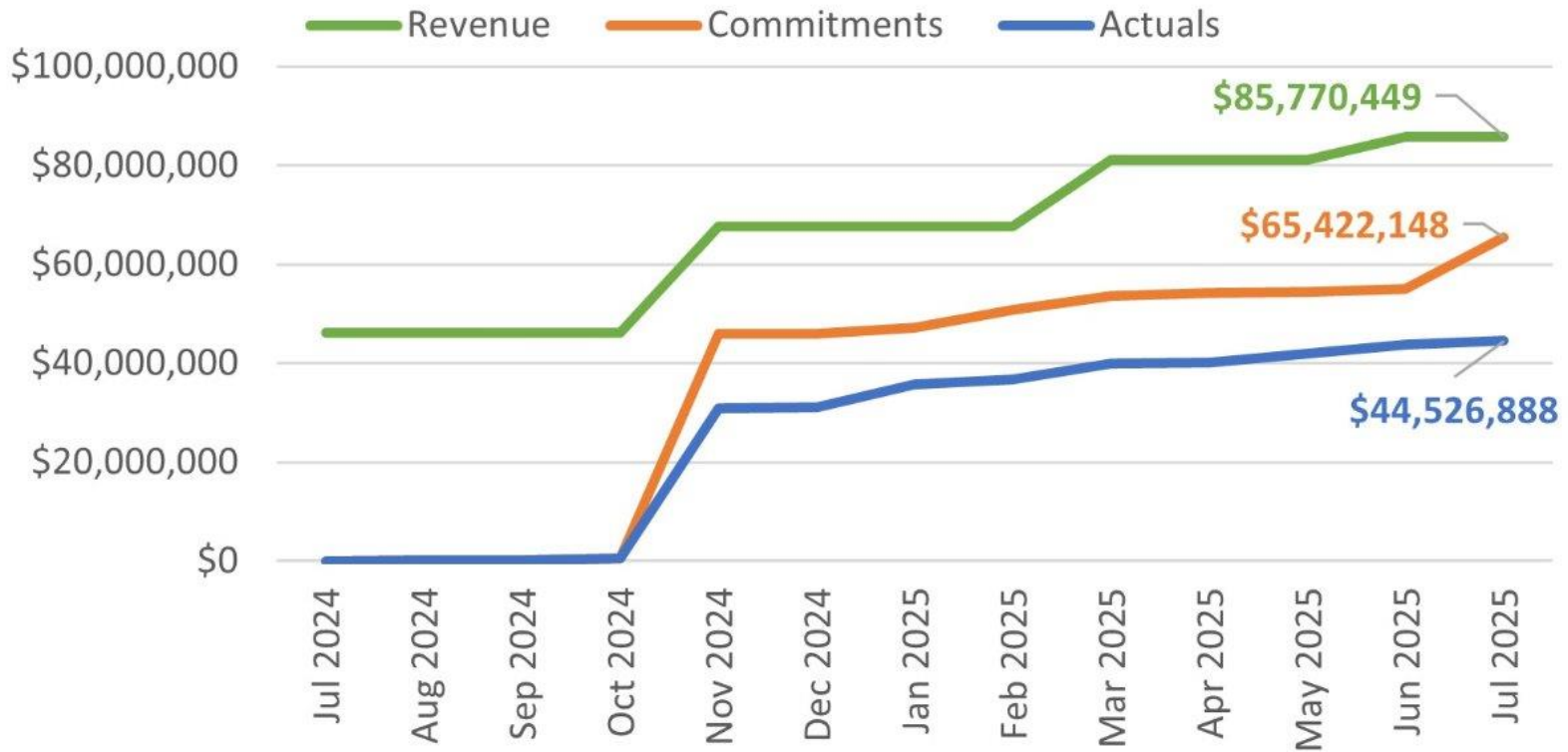
JULY 31, 2025

	LCPF	E-SPLOST V	E-SPLOST VI
July 2025 Revenue	\$ -	\$783,684.50	\$14,092,180.54
July 2025 Commitments	\$10,363,140.41	\$41,992,976.85	\$294,944,968.82
July 2025 Expenses	\$681,796.96	\$5,554,707.98	\$22,622,785.10
Total Revenue	\$ 85,770,448.57	\$ 813,716,540.46	\$ 490,062,184.30
Total Commitments	\$ 65,422,147.73	\$ 750,525,486.40	\$ 642,336,651.80
Total Expenses	\$ 44,526,888.13	\$ 612,841,919.62	\$ 116,818,664.63
Uncommitted Revenue	\$ 20,348,300.84	\$ 63,191,054.06	\$ (152,274,467.50)

CAPITAL PROGRAM FINANCIAL STATEMENT

JULY 31, 2025

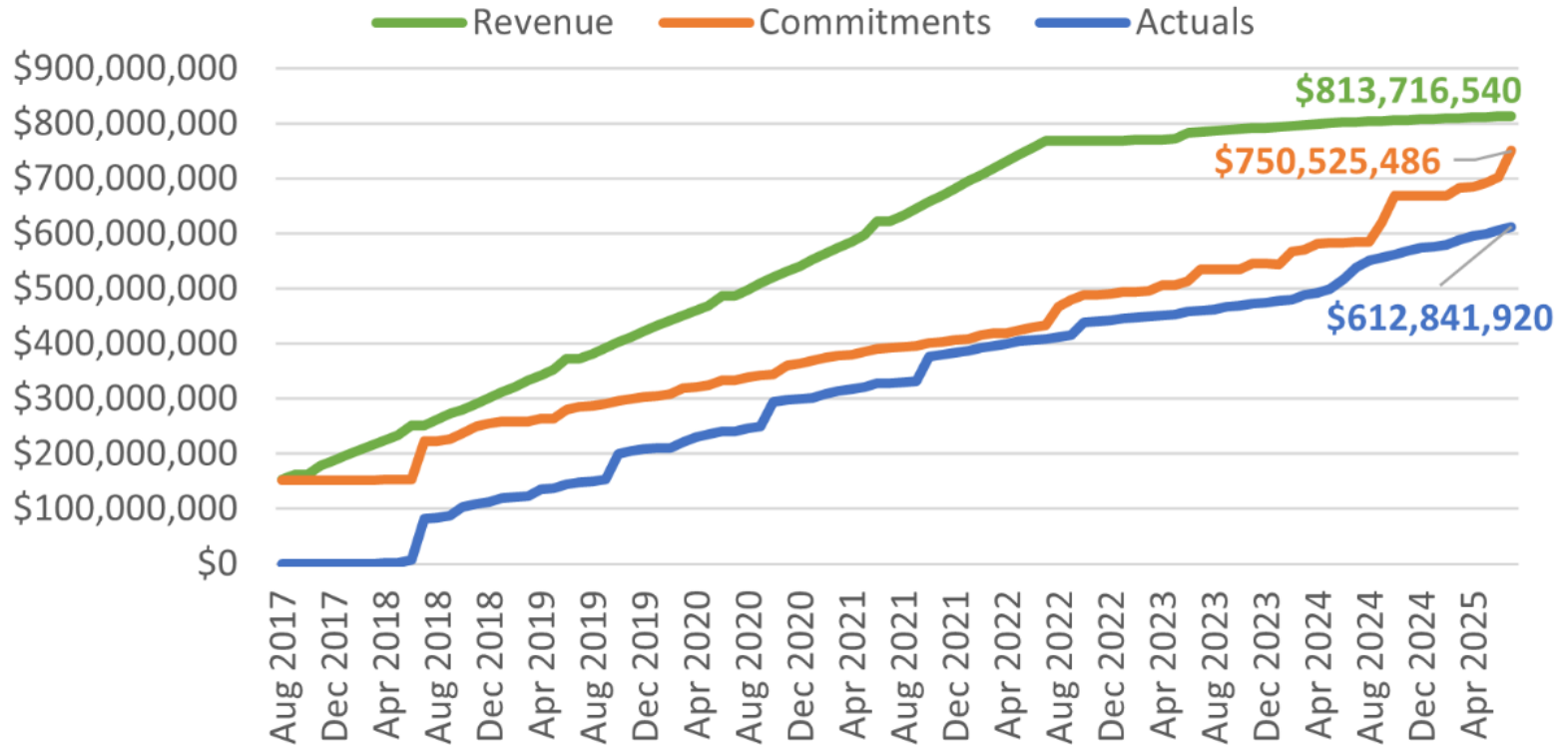
LCPF Revenue Commitments & Expenditures



CAPITAL PROGRAM FINANCIAL STATEMENT

JULY 31, 2025

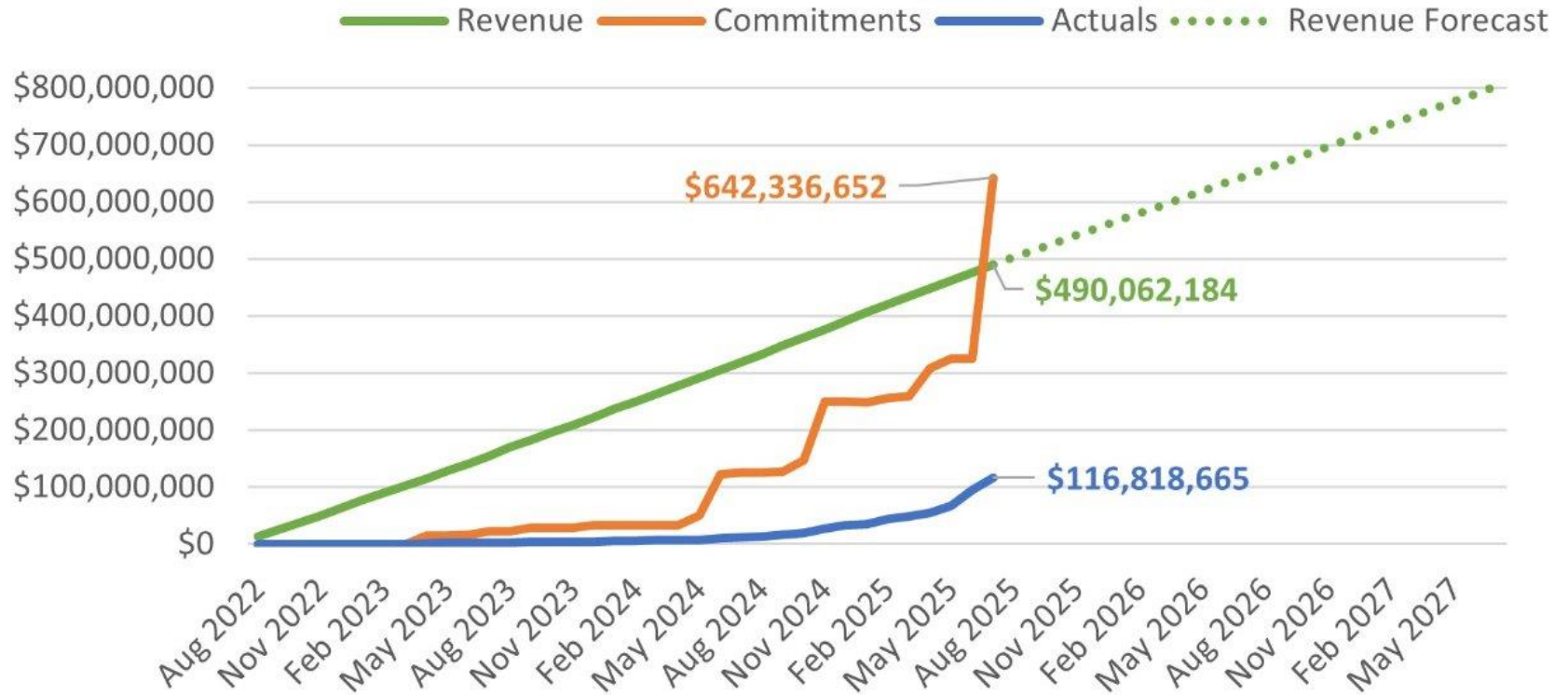
E-SPLOST V Revenue Commitments & Expenditures



CAPITAL PROGRAM FINANCIAL STATEMENT

JULY 31, 2025

E-SPLOST VI Revenue Commitments & Expenditures



CAPITAL PROGRAM REVENUE STATEMENT

E-SPLOST V

JULY 31, 2025

Month	CY 2021		CY 2022		CY 2023		CY 2024		CY 2025	
	Sales Tax	Interest	Sales Tax	Interest	Sales Tax	Interest	Sales Tax	Interest	Sales Tax	Interest
January	\$ 12,416,029.80	968.45	\$ 13,807,323.37	\$ 1,249.62	\$ 293,684.77	\$ 1,544,510.90	\$ 964,461.58			
February	9,994,284.14	1,019.16	11,686,175.43	1,305.91	317,549.91	1,454,042.74	876,339.28			
March	9,932,280.34	966.12	11,262,356.40	1,227.26	294,613.40	1,552,803.46	939,572.66			
April	11,341,062.77	1,110.26	12,738,469.66	1,403.03	958,341.17	1,486,975.42	895,407.13			
May	11,532,129.64	1,109.49	12,210,170.01	1,406.03	1,479,196.75	1,526,250.93	886,015.72			
June	11,606,342.22	1,200.92	12,677,523.91	1,501.66	1,417,307.47	964,461.58	783,684.50			
July	12,067,129.38	1,107.51	12,787,107.51	1,497.66	1,498,046.30	876,339.28	697,392.39			
August	12,088,491.48	1,164.66		1,570.20	1,505,058.82	939,572.66				
September	11,604,627.89	1,214.26		155,986.84	1,464,061.94	895,407.13				
October	11,899,129.87	1,224.74		154,370.35	1,523,189.81	886,015.72				
November	11,611,828.01	1,151.27		230,005.72	1,485,503.44	1,015,998.76				
December	12,271,107.77	1,159.90		234,285.01	1,539,109.43	1,009,410.91				
Total	\$ 138,364,443.31	\$ 13,396.74	\$ 87,169,126.29	\$ 785,809.29	\$ -	\$ 13,775,663.21	\$ -	\$ 14,151,789.49	\$ -	\$ 6,042,873.26
Average	\$ 11,530,370.28	\$ 1,116.40	\$ 12,452,732.33	\$ 65,484.11	\$ -	\$ 1,147,971.93	\$ -	\$ 1,179,315.79	\$ -	\$ 863,267.61

E-SPLOST V SALES TAX	Sales Tax Collected In CY 2017 (Aug-Dec)	\$ 44,134,226.60
	Sales Tax Collected In CY 2018	110,600,191.00
	Sales Tax Collected In CY 2019	117,496,807.28
	Sales Tax Collected In CY 2020	119,128,700.97

E-SPLOST V INTEREST	Interest Collected In CY 2017	\$ 181,859.75
	Interest Collected In CY 2018	379,307.51
	Interest Collected In CY 2019	501,456.20
	Interest Collected In CY 2020	101,350.10

E-SPLOST V Bond Revenue March 2017	Bond Principal	\$ 131,025,000.00
	Bond Premium	12,337,339.97

Collected E-SPLOST VI Sales Tax	\$ 616,893,495.45
Interest Earned	35,933,505.55
Bond Revenue	143,362,339.97
GSFIC Reimbursement	7,416,576.00
Other Revenue	10,110,623.49
Total E-SPLOST VI Revenue	\$ 813,716,540.46

E-SPLOST V GSFIC Reimburse	Month/Year	Amount	Source
		Sept 2018	\$1,600,887.06
	Dec 2018	\$708,479.40	New John Lewis ES
	March 2019	\$3,099,032.30	New John Lewis ES
	May 2021	\$1,266,519.64	New John Lewis ES
	April 2024	\$741,657.60	New John Lewis ES

E-SPLOST V Other Revenue	Month/Year	Amount	Source
		April 2021	\$492,326.96
	June 2023	\$532,140.10	Financially Close E-SPLOST 2
	June 2023	\$9,086,156.43	Financially Close E-SPLOST 3

CAPITAL PROGRAM REVENUE STATEMENT

E-SPLOST VI

JULY 31, 2025

Month	CY 2022		CY 2023		CY 2024		CY 2025	
	Sales Tax	Interest	Sales Tax	Interest	Sales Tax	Interest	Sales Tax	Interest
January			\$ 14,782,771.81	\$ 125,576.20	\$ 14,318,164.57	\$ 971,613.68	\$ 15,050,208.99	\$ 1,316,841.30
February			11,848,671.06	172,940.53	11,953,973.26	975,643.63	11,982,743.15	1,249,745.94
March			11,521,824.96	250,538.02	11,823,249.72	1,104,986.82	12,090,976.15	1,388,210.09
April			12,911,849.67	317,688.82	12,580,587.39	1,116,056.24	12,859,642.38	1,375,244.83
May			12,299,741.70	409,857.16	12,746,149.28	1,209,313.37	12,527,192.72	1,429,527.83
June			13,094,146.23	496,314.59	12,939,081.00	1,239,073.08	12,838,459.97	1,370,398.09
July			12,798,060.49	585,500.01	12,693,726.00	1,324,429.80	12,722,681.48	1,369,499.06
August	12,648,241.02		14,045,777.95	659,309.13	12,782,459.80	1,371,808.59		
September	12,655,819.20		12,407,482.27	706,068.68	13,156,664.21	1,322,952.33		
October	12,507,284.65		12,362,732.66	789,283.50	12,622,602.51	1,336,810.36		
November	12,694,642.02		12,305,479.52	824,727.87	13,081,257.74	1,289,694.70		
December	12,727,388.25	38,676.97	12,485,152.46	914,506.57	12,817,154.68	1,325,305.59		
Total	\$ 63,233,375.14	\$ 38,676.97	\$ 152,863,690.78	\$ 6,252,311.08	\$ 153,515,070.16	\$ 14,587,688.19	\$ 90,071,904.84	\$ 9,499,467.14
Average	\$ 12,646,675.03		\$ 12,738,640.90		\$ 12,792,922.51		\$ 12,867,414.98	
			141.75%	Increase over 2022	0.43%	Increase over 2023	1.14%	Increase over 2024

E-SPLOST VI SALES TAX	3-year Avg/Month	\$ 12,769,001.14
	Average of Prior 12-Months	12,877,670.32
	Average of Prior 6-Months	12,503,615.98
	Amount-Variance Compared to Same Month Prior Year	28,955.48
	Percentage Variance Compared to Same Month Prior Year	0.228%

E-SPLOST VI INTEREST	3-year Avg/Month	\$ 949,316.98
	Average of Prior 12-Months	1,345,503.23
	Average of Prior 6-Months	1,363,770.97
	Amount-Variance Compared to Same Month Prior Year	45,069.26
	Percent Variance from Same Month Prior Year	3.403%

Collected E-SPLOST VI Sales Tax	\$ 459,684,040.92
Interest Earned	30,378,143.38
Total E-SPLOST VI Revenue	\$ 490,062,184.30

CAPITAL PROGRAM REVENUE STATEMENT

LOCAL CAPITAL PROJECTS FUND (FUND 300)

JULY 31, 2025

LCPF GENERAL FUND CONTRIBUTIONS	Month/Year	Amount	BOARD APPROVED
	Jul 2024	\$20,000,000.00	FY 25 Budget
	Nov 2024	\$21,500,000.00	Nov 2024
	Mar 2025	\$13,486,030.83	Mar 2025

LCPF REVENUE FROM OTHER FUNDS	Month/Year	Amount	Source
	Jul 2024	\$6,130,000.00	LGIP-Fund 410
	Jul 2024	\$19,985,000.00	E-SPLOST IV Closeout Balance

GSFIC REIMBURSEMENTS	Month/Year	Amount	Source
	Jun 2024	\$43,560.00	Project 34435
	Jun 2024	\$1,863,480.60	Project 36535
	Jun 2024	\$1,383,975.00	Project 35835
	Jun 2024	\$321,467.40	Project 36135
	Jun 2024	\$942,058.49	Project 35135

GA POWER REBATES	Month/Year	Amount	Source
	Aug 2024	\$4,367.50	E.L Miller ES Lighting Replacement
	Aug 2024	\$1,607.50	Martin Luther King Jr., HS Lighting Replacement
	Aug 2024	\$4,916.25	Southwest DeKalb HS Lighting Replacement
	Oct 2024	\$21,265.00	Laurel Ridge ES Lighting Replacement
	Oct 2024	\$21,006.25	Woodridge ES Lighting Replacement
	Oct 2024	\$16,573.75	Midvale ES Lighting Replacement
	Oct 2024	\$14,773.75	Chestnut ES Lighting Replacement
	Oct 2024	\$4,870.00	Oak Grove ES Lighting Replacement
	Oct 2024	\$4,182.50	Martin Luther King Jr., HS Lighting Replacement
	Oct 2024	\$3,071.25	Livsey ES Lighting Replacement
	Oct 2024	\$2,953.75	DeKalb HS Tech South Lighting Replacement
	Oct 2024	\$352.50	Idlewood ES Lighting Replacement
	Oct 2024	\$298.75	Austin ES Lighting Replacement
	Nov 2024	\$298.75	Vanderlyn ES Lighting Replacement
	Nov 2024	\$4,843.75	Dunaire ES Lighting Replacement
Nov 2024	\$4,807.50	Henderson Mill ES Lighting Replacement	
Nov 2024	\$4,687.50	Peachcrest ES Lighting Replacement	

LCPF GENERAL FUND CONTRIBUTIONS	\$54,986,030.83
LCPF REVENUE FROM OTHER FUNDS	26,115,000.00
GSFIC REIMBURSEMENTS	4,554,541.49
GA POWER REBATES	114,876.25
Total Fund 300 Revenue	\$ 85,770,448.57

THANK YOU

QUESTIONS & COMMENTS

