

# Monthly Financial Report

September 30, 2025

---

FISCAL YEAR 2026

---

DeKalb County School District  
Byron Schueneman, Chief Financial Officer



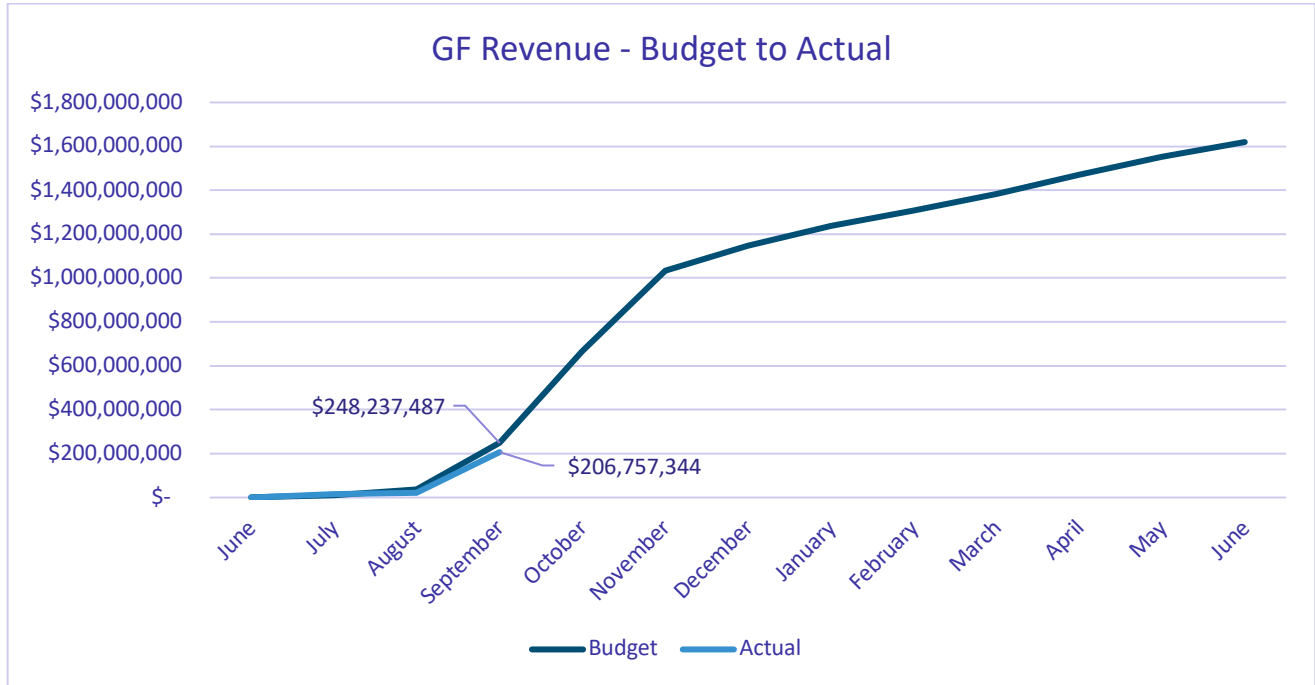
---

## Table of Contents

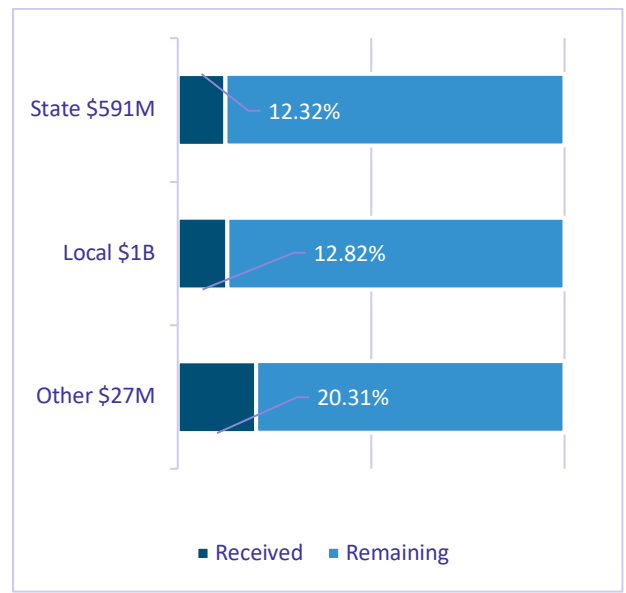
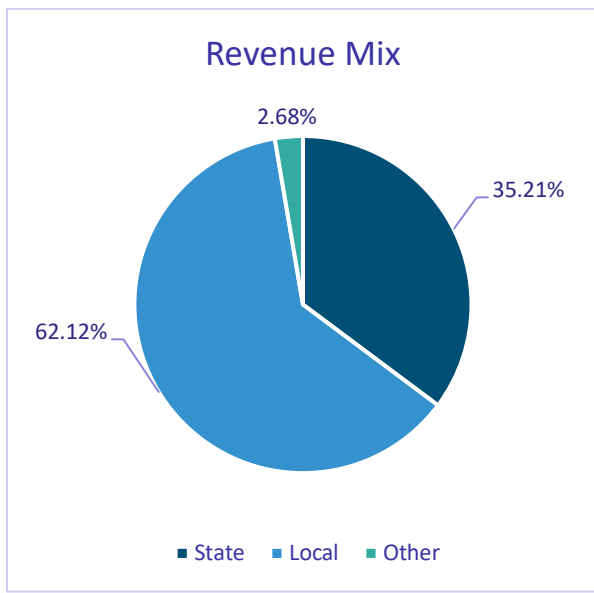
<u>KEY PERFORMANCE INDICATORS</u>	<u>3</u>
<u>BALANCE SHEET</u>	<u>7</u>
<u>STATEMENT OF REVENUES, EXPENDITURES AND CHANGES IN FUND BALANCES</u>	<u>8</u>
<u>SRECFB - BUDGET TO ACTUAL</u>	<u>9</u>

# Key Performance Indicators

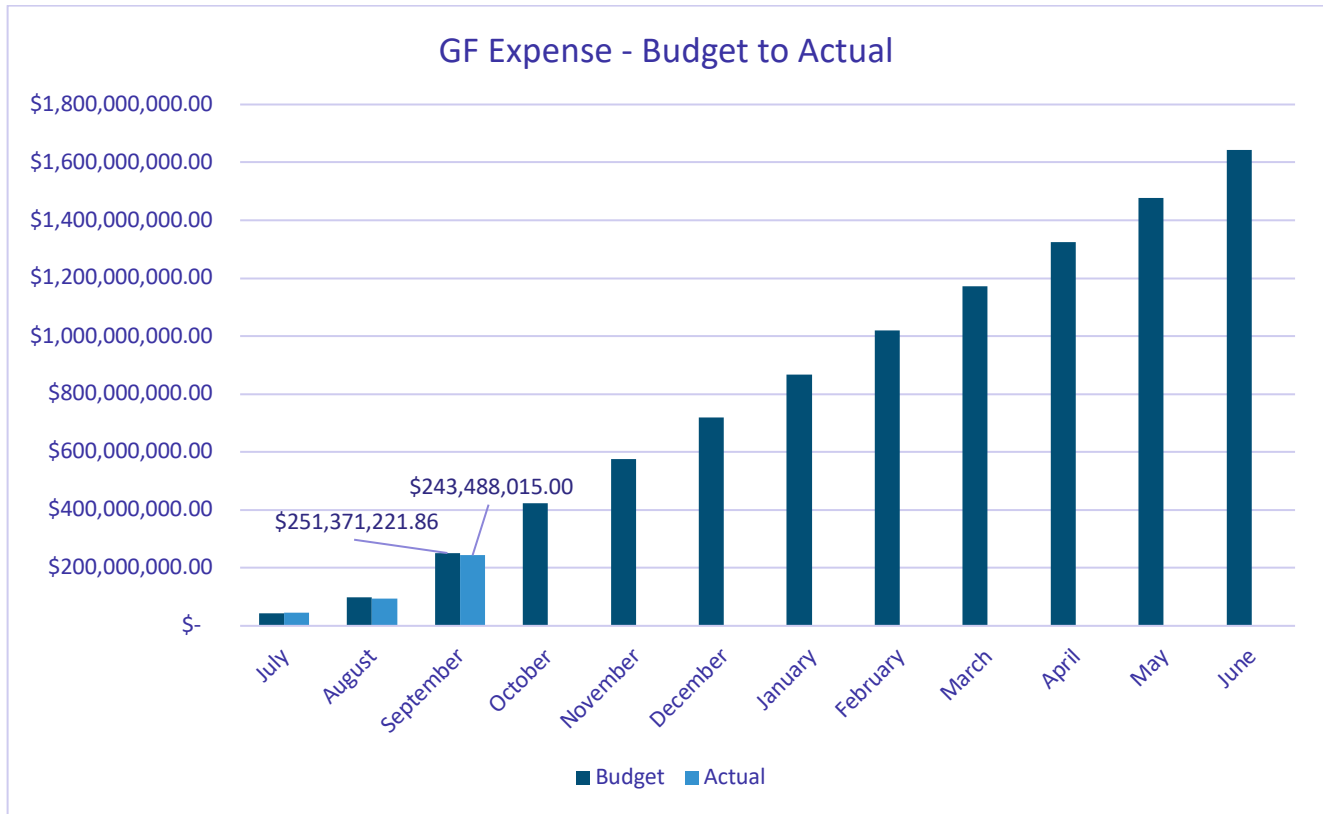
## General Fund Revenues



	Amount Collected	Percentage of Budget
Actual	\$206.8M	12.8%
Benchmark	\$248.3M	15.3%
Difference	<b>\$41.5M</b>	<b>2.5%</b>

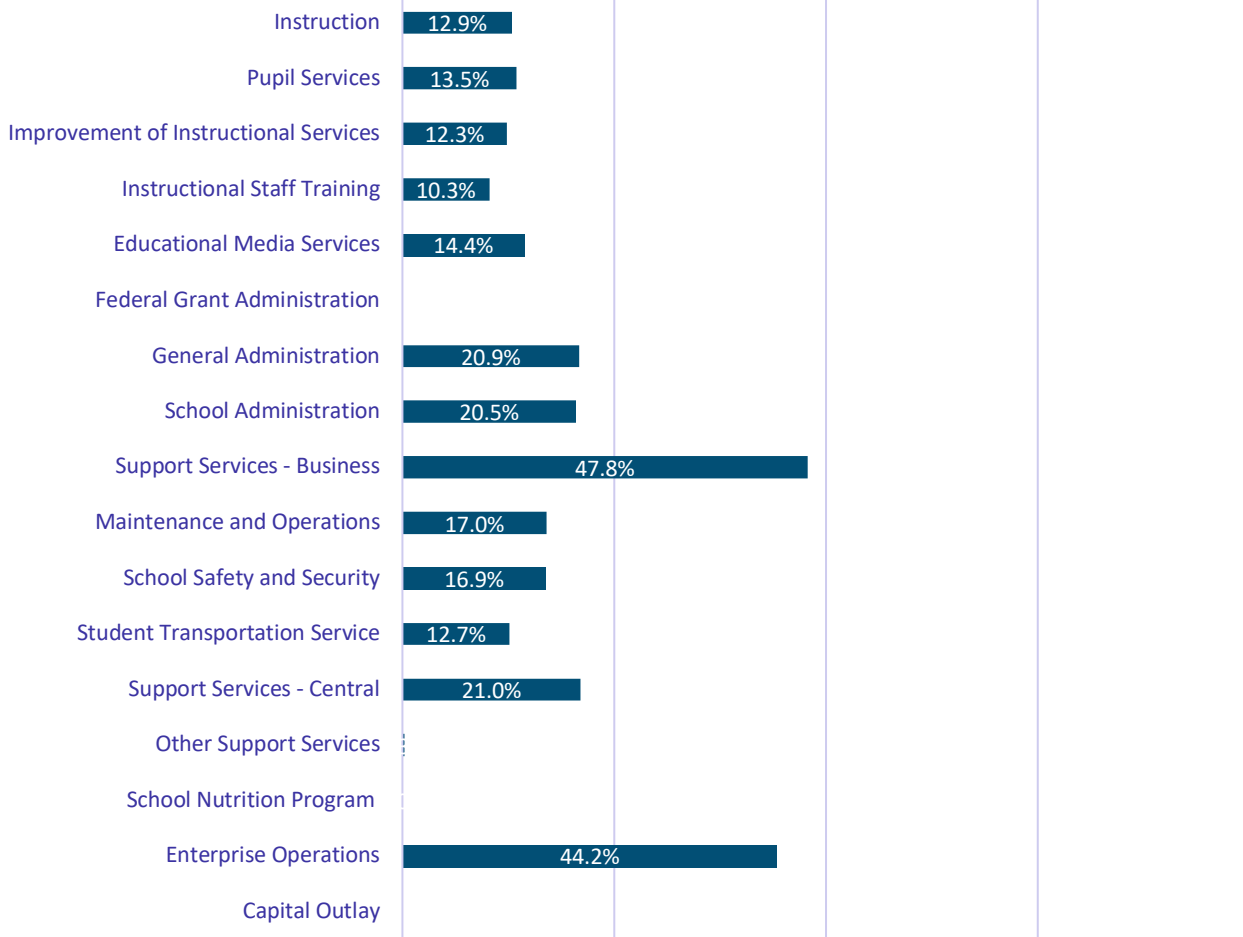


## General Fund Expenses

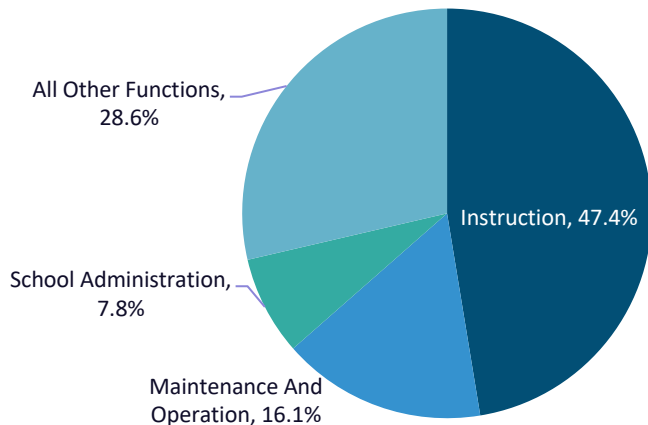


	Amount Spent	Percentage of Budget
Actual + Transfer Out	\$243.5M	14.9%
Benchmark	\$251.4B	15.1%
Difference	<b>\$7.9M</b>	<b>.2%</b>

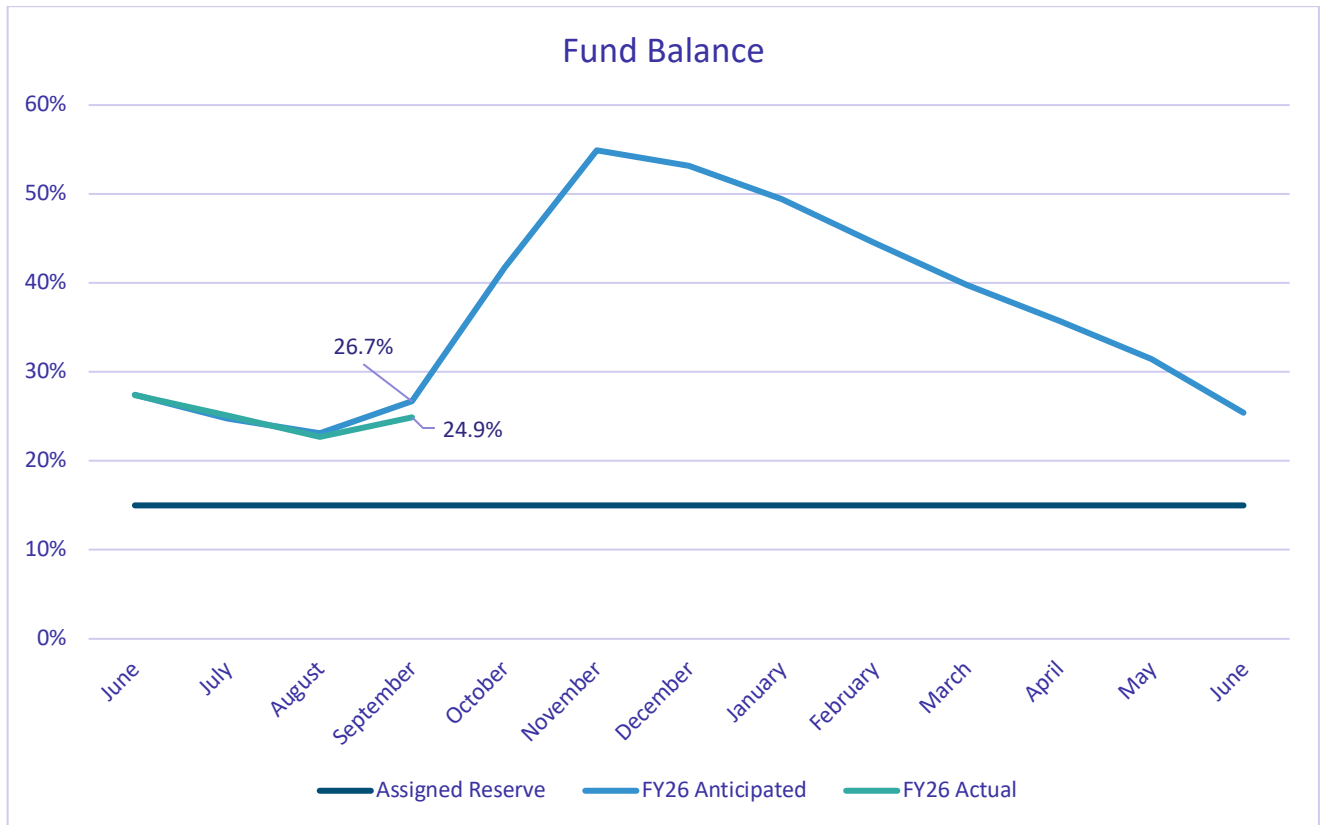
### GF Budget Utilization by Function



Significant Functions	Amount Spent	Percentage of Total Spend
Instruction	\$114.0M	47.4%
M&O	\$38.8M	16.1%
School Administration	\$18.8M	7.8%



## Fund Balance



	FY26 Fund Balance	FY26 Actual	FY26 Anticipated
Nonspendable	\$1.5M		
Committed (15%)	\$241.9M	15.0%	15.0%
Unassigned	\$163.0M	9.9%	11.7%
<b>Total</b>	<b>\$485.3M</b>	<b>24.9%</b>	<b>26.7%</b>

DEKALB COUNTY BOARD OF EDUCATION  
Balance Sheet  
Governmental Funds  
September 30, 2025

	GENERAL FUND	CAPITAL PROJECTS FUND	DEBT SERVICE FUND	SCHOOL NUTRITION FUND	NON-MAJOR GOVERNMENTAL FUNDS	TOTAL GOVERNMENTAL FUNDS
<b>Assets</b>						
Cash and Cash Equivalents	\$ 475,170,255	\$ 598,154,736	\$ -	\$ 13,399,077	\$ (16,808,800)	\$ 1,069,915,268
Receivable, Net						
State Government	8,227,163	-	-	-	-	8,227,163
Federal Government	-	-	-	7,778,125	34,584,911	42,363,037
Local	-	-	-	-	3,143	3,143
Other	407,955	-	-	-	-	407,955
Inventories	1,469,897	-	-	1,547,626	-	3,017,523
Accounts Receivable	-	-	-	3,090	5,700	8,790
Total assets and deferred outflows of resources	<u>\$ 485,275,271</u>	<u>\$ 598,154,736</u>	<u>\$ -</u>	<u>\$ 22,727,918</u>	<u>\$ 17,784,954</u>	<u>\$ 1,123,942,878</u>
<b>Liabilities</b>						
Accounts Payable	\$ 3,222,322	\$ 7,218,620	\$ -	\$ -	\$ 119,735	\$ 10,560,678
Salaries & Benefits Payable	18,121,708	-	-	-	-	18,121,708
Payroll Withholdings Payable	57,550,643	-	-	-	-	57,550,643
Unearned/Unavailable Revenue	-	-	-	-	722,004	722,004
Total liabilities	<u>78,894,673</u>	<u>7,218,620</u>	<u>-</u>	<u>-</u>	<u>841,739</u>	<u>86,955,032</u>
Total liabilities and deferred inflows of resources	<u>78,894,673</u>	<u>7,218,620</u>	<u>-</u>	<u>-</u>	<u>841,739</u>	<u>86,955,032</u>
<b>FUND BALANCES</b>						
Nonspendable						
Reserve for inventories	\$ 1,469,897	\$ -	\$ -	\$ 1,547,626	\$ -	\$ 3,017,523
Restricted						
Capital Projects	-	557,750,552	-	-	-	557,750,552
Continuation of Grant Programs	-	-	-	21,180,292	9,408,029	30,588,320
Committed						
Reserve	241,906,168	-	-	-	-	241,906,168
Assigned						
Capital Projects	-	33,185,564	-	-	-	33,185,564
Student Activity Accounts	-	-	-	-	7,535,187	7,535,187
Unassigned						
Total fund balances	<u>163,004,532</u>	<u>-</u>	<u>-</u>	<u>-</u>	<u>-</u>	<u>163,004,532</u>
	<u>406,380,598</u>	<u>590,936,116</u>	<u>-</u>	<u>22,727,918</u>	<u>16,943,215</u>	<u>1,036,987,847</u>
Total Liabilities, Deferred Inflows of Resources, and Fund Balances	<u>\$ 485,275,271</u>	<u>\$ 598,154,736</u>	<u>\$ -</u>	<u>\$ 22,727,918</u>	<u>\$ 17,784,954</u>	<u>\$ 1,123,942,878</u>

The notes to financial statements are an integral part of this statement.

DEKALB COUNTY BOARD OF EDUCATION  
Statement of Revenues, Expenditures and Changes in Fund Balances  
Governmental Funds  
For the Period Ended September 30, 2025

	GENERAL FUND	CAPITAL PROJECTS FUND	DEBT SERVICE FUND	SCHOOL NUTRITION FUND	NON-MAJOR GOVERNMENTAL FUNDS	TOTAL GOVERNMENTAL FUNDS
<b>REVENUES</b>						
Property Taxes	\$ 128,435,106	\$ -	\$ -	\$ -	\$ -	\$ 128,435,106
Sales Taxes	1,345,196	26,115,973	-	-	-	27,461,169
State Funds	72,790,465	-	-	251,704	3,646,844	76,689,013
Federal Funds	-	-	-	6,783,408	19,221,960	26,005,368
Charges for Services	2,237	-	-	-	2,788,183	2,790,419
Investment Earnings	4,149,115	6,107,939	-	-	-	10,257,054
Miscellaneous	35,225	12,292	-	292,609	1,315,551	1,655,678
Total revenues	<u>206,757,344</u>	<u>32,236,205</u>	<u>-</u>	<u>7,327,721</u>	<u>26,972,538</u>	<u>273,293,807</u>
<b>EXPENDITURES</b>						
Current						
Instruction	114,004,876	10,360,914	-	-	11,016,384	135,382,175
Pupil Services	16,671,200	-	-	-	6,585,064	23,256,264
Improvement of Instructional Services	5,633,867	5,500,813	-	-	271,545	11,406,225
Instructional Staff Training	70,921	-	-	-	4,683,244	4,754,165
Educational Media Services	2,797,498	-	-	-	4,857	2,802,356
Federal Grant Administration	-	-	-	-	1,280,755	1,280,755
General Administration	8,939,151	-	-	-	500,400	9,439,552
School Administration	18,817,305	-	-	-	70,931	18,888,236
Support Services - Business	4,802,756	-	-	32,376	44,226	4,879,357
Maintenance And Operation	38,784,292	498,311	-	-	5,629	39,288,232
School Safety And Security	5,305,153	-	-	-	583,688	5,888,841
Student Transportation Service	11,807,136	1,407,990	-	-	562,424	13,777,550
Support Services - Central	12,723,405	2,761,819	-	-	6,567	15,491,791
Other Support Services	4,114	-	-	-	2,746	6,860
School Nutrition Program	-	-	-	12,937,490	-	12,937,490
Enterprise Operations	40,949	-	-	-	368,742	409,691
Capital Outlays						
Facilities Acquisition & Construction	85,392	36,444,195	-	-	-	36,529,587
Total expenditures	<u>240,488,015</u>	<u>56,974,041</u>	<u>-</u>	<u>12,969,866</u>	<u>25,987,203</u>	<u>336,419,126</u>
Excess (deficiency) of revenues over expenditures	<u>(33,730,672)</u>	<u>(24,737,836)</u>	<u>-</u>	<u>(5,642,145)</u>	<u>985,334</u>	<u>(63,125,319)</u>
<b>OTHER FINANCING SOURCES (USES)</b>						
Operating Transfers From Other Funds	-	-	-	-	3,032,941	3,032,941
Operating Transfers To Other Funds	(3,000,000)	-	-	-	(32,941)	(3,032,941)
Sale or Compensation for the Loss of Capital Assets	736	-	-	-	-	736
Total other financing sources (uses)	<u>(2,999,264)</u>	<u>-</u>	<u>-</u>	<u>-</u>	<u>3,000,000</u>	<u>736</u>
Net change in fund balances	(36,729,935)	(24,737,836)	-	(5,642,145)	3,985,334	(63,124,583)
Fund balances - beginning	443,110,533	615,673,952	-	28,370,063	12,957,881	1,100,112,429
Fund balances - ending	<u>\$ 406,380,598</u>	<u>\$ 590,936,116</u>	<u>\$ -</u>	<u>\$ 22,727,918</u>	<u>\$ 16,943,215</u>	<u>\$ 1,036,987,847</u>

The notes to financial statements are an integral part of this statement.

DEKALB COUNTY BOARD OF EDUCATION  
Schedule of Revenues, Expenditures and Changes in Fund Balances - Budget and Actual  
All major fund types  
For the Year-to-Date as of Sept 30, 2025  
With Comparative Totals for June 30, 2025

	GENERAL FUND				
	Orig Budget	Final Budget	Actual 2026	Variance with Final Budget	Actual 2025
<b>REVENUES</b>					
Property Taxes	\$ 1,001,496,971	\$ 1,001,496,971	\$ 128,435,106	\$ (873,061,865)	\$ 946,887,449
Sales Taxes	6,000,000	6,000,000	1,345,196	(4,654,804)	8,465,777
State Funds	590,784,324	590,859,679	72,790,465	(518,069,214)	558,627,472
Federal Funds	-	-	-	-	-
Charges for Services	1,000,000	1,000,000	2,237	(997,764)	1,271,658
Investment Earnings	17,500,000	17,500,000	4,149,115	(13,350,885)	25,443,797
Miscellaneous	2,730,000	2,730,000	35,225	(2,694,775)	3,427,217
Total revenues	<u>1,619,511,295</u>	<u>1,619,586,650</u>	<u>206,757,344</u>	<u>(1,412,829,306)</u>	<u>1,544,123,370</u>
<b>EXPENDITURES</b>					
Current					
Instruction	882,202,444	882,225,404	114,004,876	768,220,528	919,354,603
Pupil Services	123,954,162	123,559,798	16,671,200	106,888,598	98,266,441
Improvement of Instructional Services	44,812,845	45,742,289	5,633,867	40,108,422	19,440,348
Instructional Staff Training	581,584	691,468	70,921	620,547	606,613
Educational Media Services	19,245,384	19,413,602	2,797,498	16,616,104	23,982,980
Federal Grant Administration	-	-	-	-	23,598
General Administration	45,317,083	42,801,833	8,939,151	33,862,682	57,533,446
School Administration	92,008,882	91,811,870	18,817,305	72,994,565	90,642,207
Support Services - Business	9,733,473	10,053,028	4,802,756	5,250,273	23,469,802
Maintenance And Operation	227,960,722	227,708,805	38,784,292	188,924,513	169,324,234
School Safety And Security	12,155,302	31,317,433	5,305,153	26,012,280	21,696,769
Student Transportation Service	91,918,519	93,252,757	11,807,136	81,445,622	82,898,384
Support Services - Central	59,456,001	60,477,920	12,723,405	47,754,515	51,003,878
Other Support Services	1,734,444	1,617,776	4,114	1,613,662	29,994
School Nutrition Program	336,368	336,368	-	336,368	405,846
Enterprise Operations	1,290,576	92,599	40,949	51,650	1,015,659
Capital Outlays	-	-	85,392	(85,392)	914,772
Debt Service	-	-	-	-	-
Total current	<u>1,612,707,789</u>	<u>1,631,102,950</u>	<u>240,488,015</u>	<u>1,390,614,934</u>	<u>1,560,609,574</u>
Total expenditures	<u>1,612,707,789</u>	<u>1,631,102,950</u>	<u>240,488,015</u>	<u>1,390,614,934</u>	<u>1,560,609,574</u>
Excess (deficiency) of revenues over expenditures	<u>6,803,506</u>	<u>(11,516,300)</u>	<u>(33,730,672)</u>	<u>(22,214,372)</u>	<u>(16,486,204)</u>
<b>OTHER FINANCING SOURCES (USES)</b>					
Operating Transfers From Other Funds	-	-	-	-	31,478,428
Operating Transfers To Other Funds	(8,100,000)	(8,100,000)	(3,000,000)	5,100,000	(62,366,466)
Sale or Compensation for the Loss of Capital Assets	100,000	100,000	736	(99,264)	139,370
Total other financing sources (uses)	<u>(8,000,000)</u>	<u>(8,000,000)</u>	<u>(2,999,264)</u>	<u>5,000,736</u>	<u>(30,748,667)</u>
Net change in fund balances	(1,196,494)	(19,516,300)	(36,729,935)	(17,213,635)	(47,234,871)
Fund balances - beginning	443,110,533	443,110,533	443,110,533	-	490,345,404
Fund balances - ending	<u>\$ 441,914,039</u>	<u>\$ 423,594,233</u>	<u>\$ 406,380,598</u>	<u>\$ (17,213,635)</u>	<u>\$ 443,110,533</u>

The notes to financial statements are an integral part of this statement.

DEKALB COUNTY BOARD OF EDUCATION  
Schedule of Revenues, Expenditures and Changes in Fund Balances - Budget and Actual  
All major fund types  
For the Year-to-Date as of Sept 30, 2025  
With Comparative Totals for June 30, 2025

	CAPITAL PROJECTS FUND				
	Orig Budget	Final Budget	Actual 2026	Variance with Final Budget	Actual 2025
<b>REVENUES</b>					
Property Taxes	\$ -	\$ -	\$ -	\$ -	\$ -
Sales Taxes	-	-	26,115,973	26,115,973	154,532,044
State Funds	-	-	-	-	4,554,541
Federal Funds	-	-	-	-	-
Charges for Services	-	-	-	-	-
Investment Earnings	(12,330,946)	(12,330,946)	6,107,939	18,438,885	28,725,933
Miscellaneous	-	-	12,292	12,292	340,058
Total revenues	<u>(12,330,946)</u>	<u>(12,330,946)</u>	<u>32,236,205</u>	<u>44,567,151</u>	<u>188,152,576</u>
<b>EXPENDITURES</b>					
Current					
Instruction	35,363,679	35,363,679	10,360,914	25,002,766	23,631,055
Pupil Services	-	-	-	-	-
Improvement of Instructional Services	30,029,491	31,045,343	5,500,813	25,544,529	13,344,860
Instructional Staff Training	-	-	-	-	-
Educational Media Services	-	-	-	-	-
Federal Grant Administration	-	-	-	-	-
General Administration	-	-	-	-	-
School Administration	-	-	-	-	-
Support Services - Business	-	-	-	-	-
Maintenance And Operation	(1,679,600)	(1,679,600)	498,311	(2,177,911)	1,801,398
School Safety And Security	-	-	-	-	-
Student Transportation Service	5,742,460	5,768,093	1,407,990	4,360,103	2,779,790
Support Services - Central	13,862,390	13,862,390	2,761,819	11,100,572	5,127,797
Other Support Services	-	-	-	-	-
School Nutrition Program	-	-	-	-	-
Enterprise Operations	-	-	-	-	-
Capital Outlays	612,490,837	669,442,767	36,444,195	632,998,572	200,482,662
Debt Service	434,566	434,566	-	434,566	-
Total current	<u>696,243,823</u>	<u>754,237,238</u>	<u>56,974,041</u>	<u>697,263,197</u>	<u>247,167,561</u>
Total expenditures	<u>696,243,823</u>	<u>754,237,238</u>	<u>56,974,041</u>	<u>697,263,197</u>	<u>247,167,561</u>
Excess (deficiency) of revenues over expenditures	<u>(708,574,769)</u>	<u>(766,568,184)</u>	<u>(24,737,836)</u>	<u>741,830,348</u>	<u>(59,014,986)</u>
<b>OTHER FINANCING SOURCES (USES)</b>					
Operating Transfers From Other Funds	-	-	-	-	54,986,031
Operating Transfers To Other Funds	-	-	-	-	-
Sale or Compensation for the Loss of Capital Assets	-	-	-	-	1,062,862
Total other financing sources (uses)	<u>-</u>	<u>-</u>	<u>-</u>	<u>-</u>	<u>56,048,893</u>
Net change in fund balances	<u>(708,574,769)</u>	<u>(766,568,184)</u>	<u>(24,737,836)</u>	<u>741,830,348</u>	<u>(2,966,093)</u>
Fund balances - beginning	615,673,952	615,673,952	615,673,952	-	618,640,045
Fund balances - ending	<u>\$ (92,900,817)</u>	<u>\$ (150,894,232)</u>	<u>\$ 590,936,116</u>	<u>\$ 741,830,348</u>	<u>\$ 615,673,952</u>

The notes to financial statements are an integral part of this statement.

DEKALB COUNTY BOARD OF EDUCATION  
Schedule of Revenues, Expenditures and Changes in Fund Balances - Budget and Actual  
All major fund types  
For the Year-to-Date as of September 30, 2025  
With Comparative Totals for June 30, 2025

SCHOOL NUTRITION FUND					
	Orig Budget	Final Budget	Actual 2026	Variance with Final Budget	Actual 2025
<b>REVENUES</b>					
Property Taxes	\$ -	\$ -	\$ -	\$ -	\$ -
Sales Taxes	-	-	-	-	-
State Funds	-	-	251,704	251,704	1,772,268
Federal Funds	10,357,738	10,357,738	6,783,408	(3,574,330)	58,982,581
Charges for Services	72,861,878	72,861,878	-	(72,861,878)	-
Investment Earnings	-	-	-	-	-
Miscellaneous	612,751	612,751	292,609	(320,142)	2,164,399
Total revenues	<u>83,832,367</u>	<u>83,832,367</u>	<u>7,327,721</u>	<u>(76,504,647)</u>	<u>62,919,249</u>
<b>EXPENDITURES</b>					
Current					
Instruction	-	-	-	-	-
Pupil Services	-	-	-	-	-
Improvement of Instructional Services	-	-	-	-	-
Instructional Staff Training	-	-	-	-	-
Educational Media Services	-	-	-	-	-
Federal Grant Administration	-	-	-	-	-
General Administration	-	-	-	-	-
School Administration	-	-	-	-	-
Support Services - Business	-	-	32,376	(32,376)	49,532
Maintenance And Operation	-	-	-	-	-
School Safety And Security	-	-	-	-	-
Student Transportation Service	-	-	-	-	-
Support Services - Central	-	-	-	-	-
Other Support Services	-	-	-	-	-
School Nutrition Program	85,832,367	85,832,367	12,937,490	72,894,877	63,309,133
Enterprise Operations	-	-	-	-	-
Capital Outlays	-	-	-	-	-
Debt Service	-	-	-	-	-
Total current	<u>85,832,367</u>	<u>85,832,367</u>	<u>12,969,866</u>	<u>72,862,501</u>	<u>63,358,665</u>
Total expenditures	<u>85,832,367</u>	<u>85,832,367</u>	<u>12,969,866</u>	<u>72,862,501</u>	<u>63,358,665</u>
Excess (deficiency) of revenues over expenditures	<u>(2,000,000)</u>	<u>(2,000,000)</u>	<u>(5,642,145)</u>	<u>(3,642,145)</u>	<u>(439,417)</u>
<b>OTHER FINANCING SOURCES (USES)</b>					
Operating Transfers From Other Funds	2,000,000	2,000,000	-	(2,000,000)	464,659
Operating Transfers To Other Funds	-	-	-	-	-
Sale or Compensation for the Loss of Capital Assets	-	-	-	-	-
Total other financing sources (uses)	<u>2,000,000</u>	<u>2,000,000</u>	<u>-</u>	<u>(2,000,000)</u>	<u>464,659</u>
Net change in fund balances	-	-	(5,642,145)	(5,642,145)	25,242
Fund balances - beginning	28,370,063	28,370,063	28,370,063	-	28,344,821
Fund balances - ending	<u>\$ 28,370,063</u>	<u>\$ 28,370,063</u>	<u>\$ 22,727,918</u>	<u>\$ (5,642,145)</u>	<u>\$ 28,370,063</u>

The notes to financial statements are an integral part of this statement.

DEKALB COUNTY BOARD OF EDUCATION  
Schedule of Revenues, Expenditures and Changes in Fund Balances - Budget and Actual  
All major fund types  
For the Year-to-Date as of September 30, 2025  
With Comparative Totals for June 30, 2025

NONMAJOR GOVERNMENTAL FUNDS					
	Orig Budget	Final Budget	Actual 2026	Variance with Final Budget	Actual 2025
<b>REVENUES</b>					
Property Taxes	\$ -	\$ -	\$ -	\$ -	\$ -
Sales Taxes	-	-	-	-	-
State Funds	-	18,139,704	3,646,844	(14,492,860)	48,833,992
Federal Funds	-	60,252,539	19,221,960	(41,030,579)	188,407,564
Charges for Services	1,800	1,800	2,788,183	2,786,383	2,572,201
Investment Earnings	-	-	-	-	14,905
Miscellaneous	363,793	6,796,353	1,315,551	(5,480,802)	20,874,561
Total revenues	<u>365,593</u>	<u>85,190,396</u>	<u>26,972,538</u>	<u>(58,217,858)</u>	<u>260,703,223</u>
<b>EXPENDITURES</b>					
Current					
Instruction	16,318,554	37,435,234	11,016,384	26,418,850	130,265,467
Pupil Services	3,741,059	5,168,744	6,585,064	(1,416,321)	38,799,169
Improvement of Instructional Services	4,771	1,068,598	271,545	797,053	3,236,069
Instructional Staff Training	24,410,261	29,757,782	4,683,244	25,074,538	31,023,752
Educational Media Services	29,802	29,802	4,857	24,945	625,854
Federal Grant Administration	4,452,160	4,840,638	1,280,755	3,559,883	4,836,467
General Administration	179,265	752,694	500,400	252,293	5,078,060
School Administration	-	-	70,931	(70,931)	2,397,400
Support Services - Business	10,500	146,500	44,226	102,274	597,576
Maintenance And Operation	136,790	136,790	5,629	131,161	7,316,152
School Safety And Security	-	2,855,820	583,688	2,272,132	6,220,551
Student Transportation Service	414,009	2,095,589	562,424	1,533,165	5,525,452
Support Services - Central	21,681	673,799	6,567	667,232	1,434,826
Other Support Services	-	491,585	2,746	488,839	467,661
School Nutrition Program	-	-	-	-	1,616,511
Enterprise Operations	4,674,000	4,674,000	368,742	4,305,258	3,997,935
Capital Outlays	686	686	-	686	20,644,454
Debt Service	-	-	-	-	-
Total current	<u>54,393,536</u>	<u>90,128,260</u>	<u>25,987,203</u>	<u>64,141,056</u>	<u>264,083,356</u>
Total expenditures	<u>54,393,536</u>	<u>90,128,260</u>	<u>25,987,203</u>	<u>64,141,056</u>	<u>264,083,356</u>
Excess (deficiency) of revenues over expenditures	<u>(54,027,943)</u>	<u>(4,937,864)</u>	<u>985,334</u>	<u>5,923,198</u>	<u>(3,380,132)</u>
<b>OTHER FINANCING SOURCES (USES)</b>					
Operating Transfers From Other Funds	4,774,000	4,774,000	3,032,941	(1,741,059)	8,018,741
Operating Transfers To Other Funds	-	(134,750)	(32,941)	101,809	(32,581,394)
Sale or Compensation for the Loss of Capital Assets	-	-	-	-	-
Total other financing sources (uses)	<u>4,774,000</u>	<u>4,639,250</u>	<u>3,000,000</u>	<u>(1,639,250)</u>	<u>(24,562,652)</u>
Net change in fund balances	(49,253,943)	(298,614)	3,985,334	4,283,948	(27,942,785)
Fund balances - beginning	12,957,881	12,957,881	12,957,881	-	40,900,666
Fund balances - ending	<u>\$ (36,296,062)</u>	<u>\$ 12,659,267</u>	<u>\$ 16,943,215</u>	<u>\$ 4,283,948</u>	<u>\$ 12,957,881</u>

The notes to financial statements are an integral part of this statement.