


CAPITAL IMPROVEMENT & FACILITIES

DECEMBER 8, 2025
SUPERINTENDENT'S UPDATE






DISTRICT PLANNING TIMELINE

2026 - 2029

2026 – 2029 PRE-SAP TIMELINE



Elementary Redistricting:
Dunwoody Cluster
Chamblee Cluster
Cross Keys Cluster (Sequoyah Cluster)
Tucker Cluster

Construction Completion:
Dresden ES (new)
Sequoyah MS (new)
Cross Keys HS (addition)
Idlewood ES (renovation)

Middle & High Redistricting:
Dunwoody Cluster
Chamblee Cluster
Cross Keys Cluster
Sequoyah Cluster
Lakeside Cluster
Druid Hills Cluster

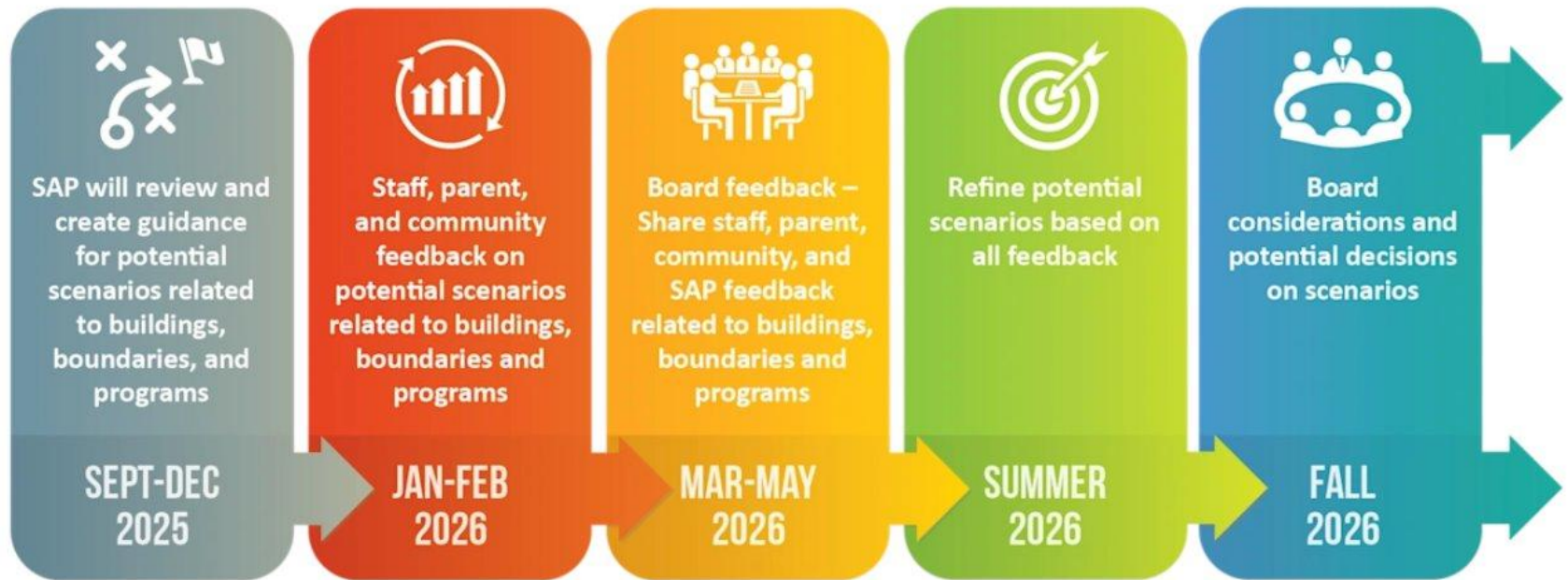
Construction Completion:
Sequoyah HS (new)
Druid Hills HS (addition)

Note: Construction listed includes only projects with new capacity or indicating redistricting needed

EXPANDED SAP TIMELINE

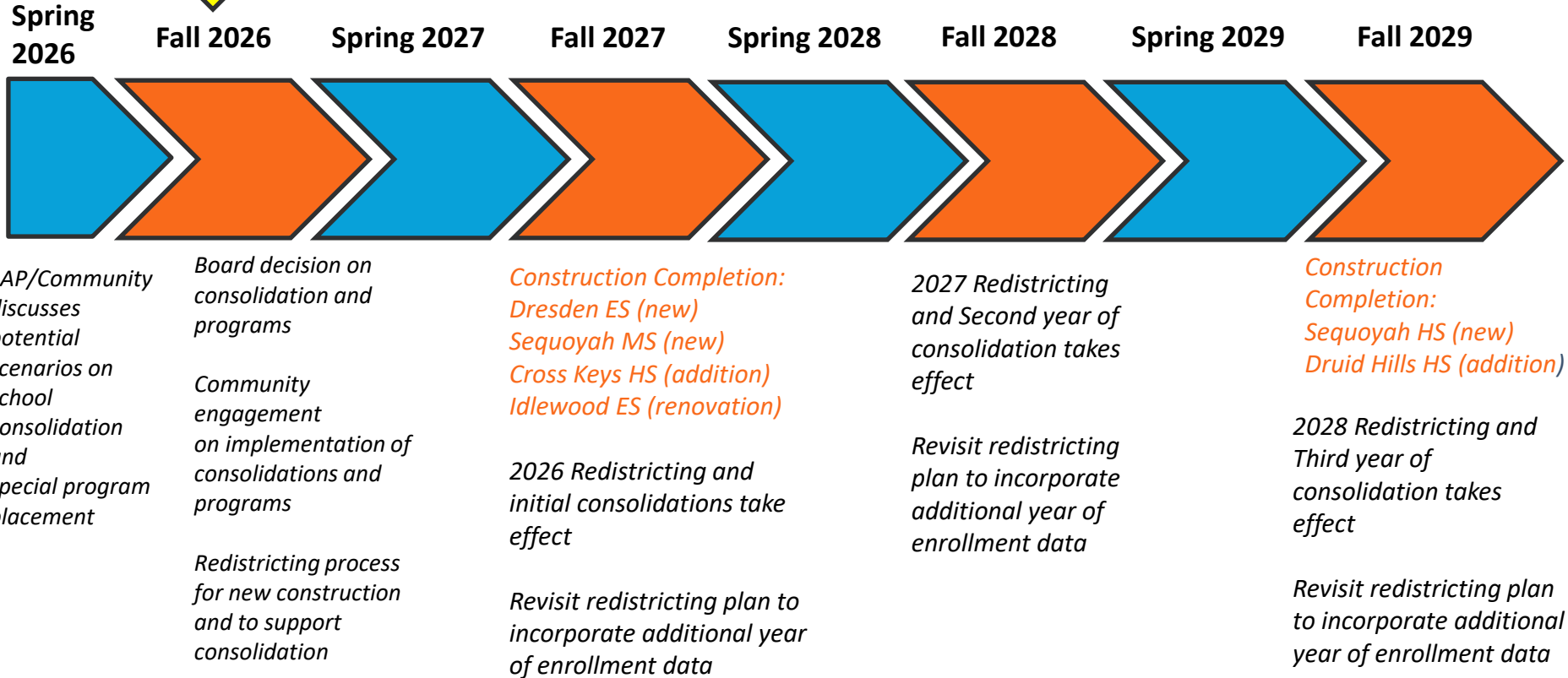
Expanded Student Assignment Project Timeline

November 7, 2025



2026 – 2029 COMBINED PLANNING TIMELINE

Convergence of CIP and SAP Planning



Note: Construction listed includes only projects with new capacity or indicating redistricting needed



CAPITAL IMPROVEMENT PROJECTS

CAPITAL IMPROVEMENTS

CAPITAL IMPROVEMENT PROJECTS

The project team has finalized the winter work projects which include the Miller Grove Emergency Demolition Project and other projects that will be completed during the Winter Break.

The project team has submitted the final list of recommended 2026 Summer projects.

The planning team continues to meet regularly with DCSD staff and are integrating their recommendations regarding SAP and other planning efforts with the District's leadership team.

Construction progress remains on time and within budget for the major projects; New Sequoyah MS and HS, Cross Keys HS, and Dresden ES.

Construction activities began the week of November 24th for the Ashford Park Elementary School project.

The Operations team and Procurement are advancing several significant procurements, including:

- Elevator Revitalization and Upgrade
- Fernbank Science Center Planetarium HVAC, Screen, and Roof
- Sagamore Hills Roof

The project team continues to support District leadership in evaluating renovation, modernization, and replacement options for the Druid Hill High School modernization. Efforts include reviewing conceptual scenarios, facilitating stakeholder input, and providing technical guidance to help inform decision-making and meet the District's long-term needs.





CAPITAL PROGRAMS REPORT

FINANCIAL STATEMENTS

REPORTING TERMINOLOGY

Glossary of Meanings:

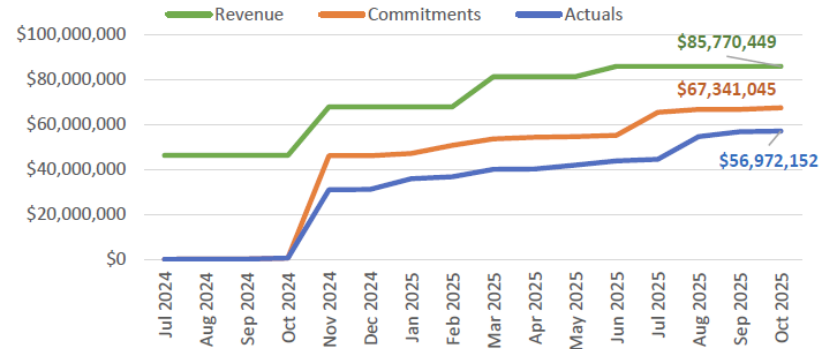
- Revenue = Total money collected over a designated time
- Commitment = Total Encumbrance(s) plus Total Expense(s)
 - Encumbrance = Unpaid amount remaining on contract(s)
 - Expenses = Actual funds paid against contract(s)

CAPITAL PROGRAM FINANCIAL STATEMENT

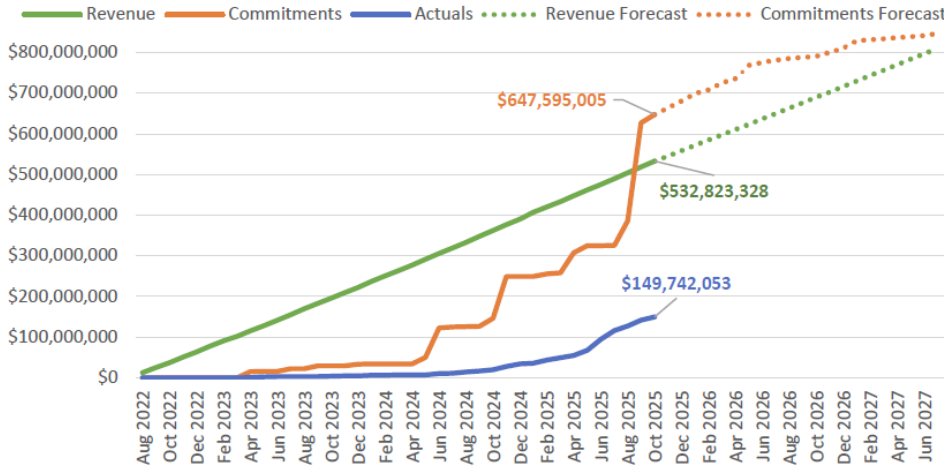
OCTOBER 31, 2025

	LCPF	E-SPILOST V	E-SPILOST VI
October 2025 Revenue	\$ -	\$584,053.09	\$14,003,693.98
October 2025 Commitments	\$668,298.98	\$2,283,363.27	\$20,494,062.33
October 2025 Expenses	\$284,403.86	\$13,143,452.18	\$8,484,107.55
Total Revenue	\$ 85,770,448.57	\$ 815,629,894.20	\$ 532,823,328.19
Total Commitments	\$ 67,341,044.81	\$ 754,938,805.68	\$ 647,595,004.99
Total Expenses	\$ 56,972,152.00	\$ 647,429,072.49	\$ 149,742,053.04
Uncommitted Revenue	\$ 18,429,403.76	\$ 60,691,088.52	\$ (114,771,676.80)

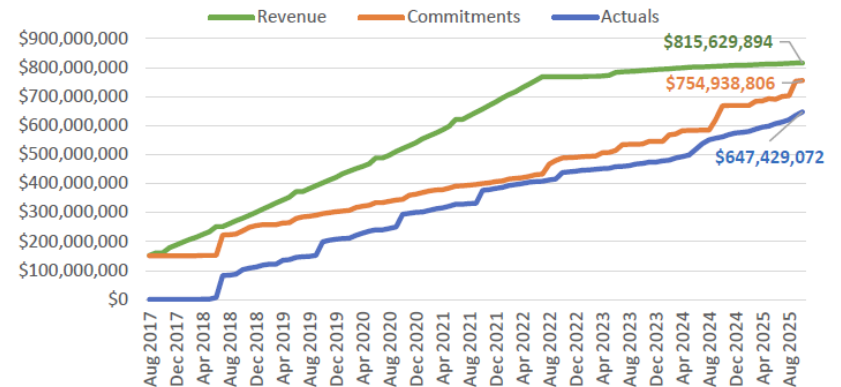
LCPF Revenue Commitments & Expenditures



E-SPILOST VI Revenue Commitments & Expenditures



E-SPILOST V Revenue Commitments & Expenditures



CAPITAL PROGRAM FINANCIAL STATEMENT

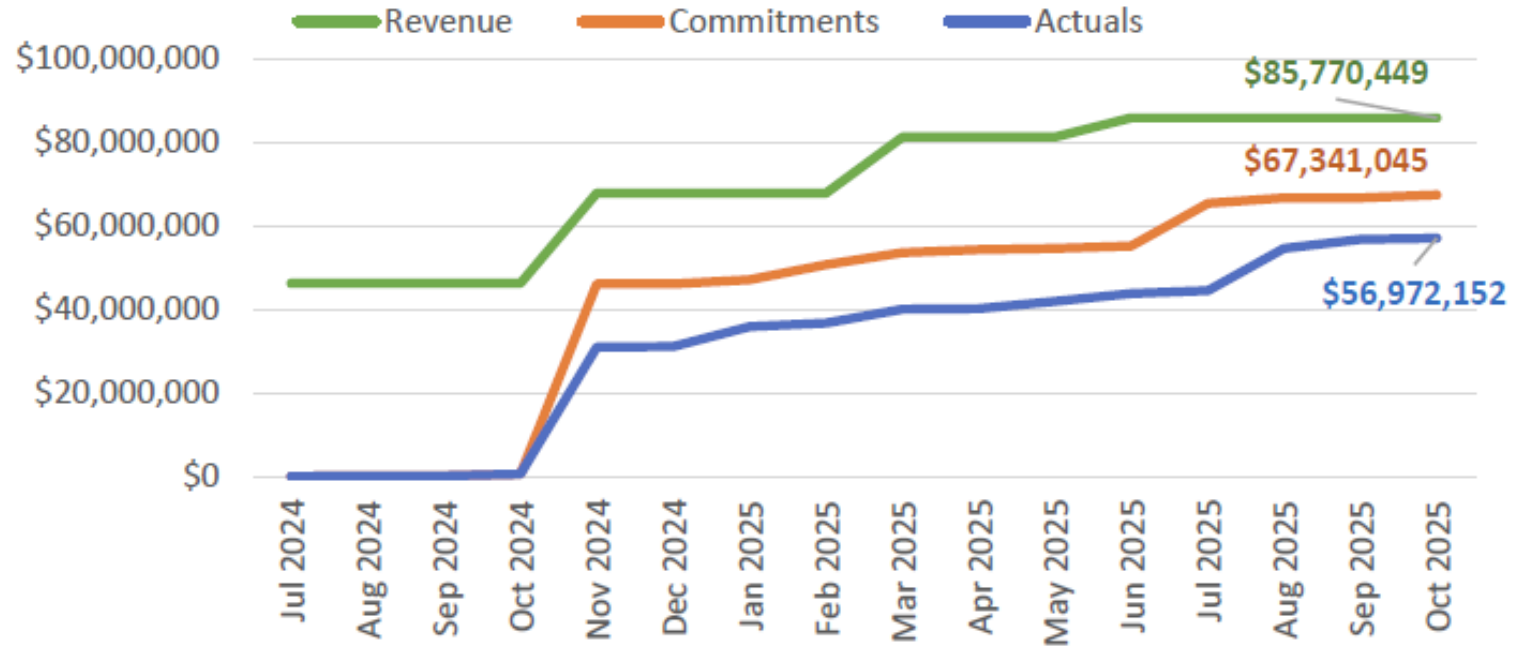
OCTOBER 31, 2025

	LCPF	E-SPLOST V	E-SPLOST VI
October 2025 Revenue	\$ -	\$584,053.09	\$14,003,693.98
October 2025 Commitments	\$668,298.98	\$2,283,363.27	\$20,494,062.33
October 2025 Expenses	\$284,403.86	\$13,143,452.18	\$8,484,107.55
Total Revenue	\$ 85,770,448.57	\$ 815,629,894.20	\$ 532,823,328.19
Total Commitments	\$ 67,341,044.81	\$ 754,938,805.68	\$ 647,595,004.99
Total Expenses	\$ 56,972,152.00	\$ 647,429,072.49	\$ 149,742,053.04
Uncommitted Revenue	\$ 18,429,403.76	\$ 60,691,088.52	\$ (114,771,676.80)

CAPITAL PROGRAM FINANCIAL STATEMENT

OCTOBER 31, 2025

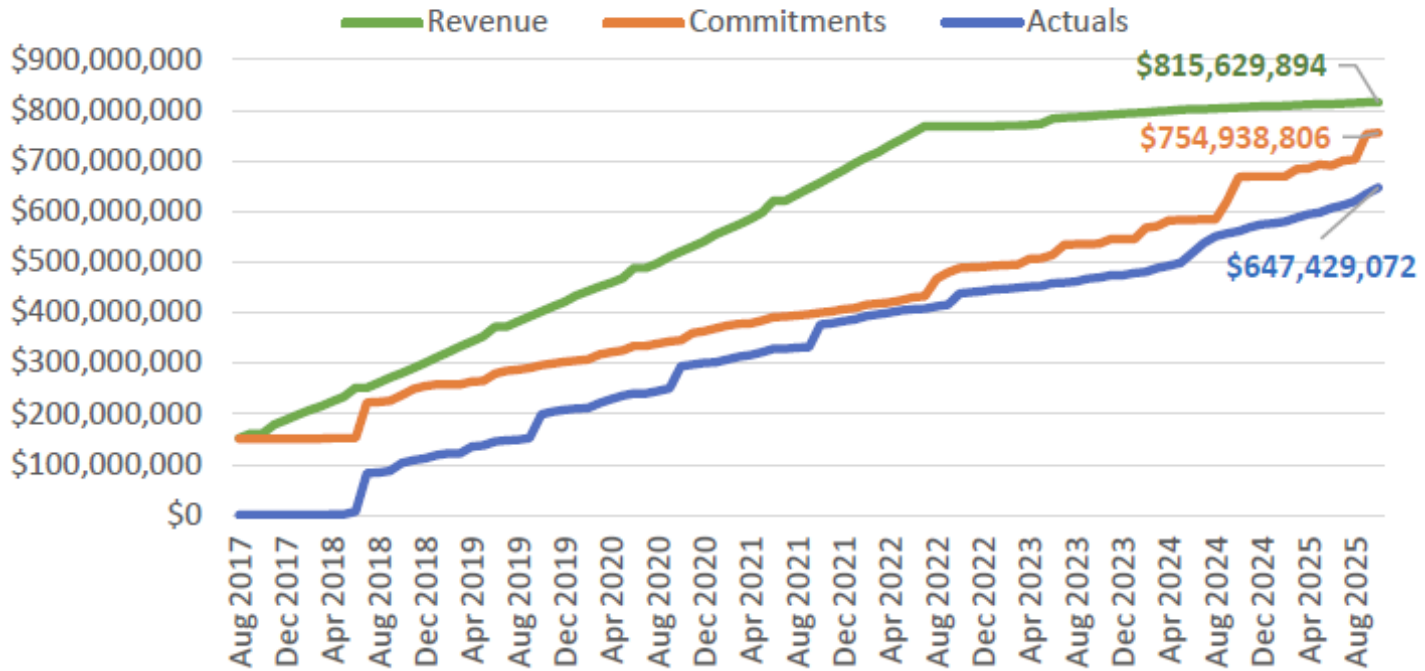
LCPF Revenue Commitments & Expenditures



CAPITAL PROGRAM FINANCIAL STATEMENT

OCTOBER 31, 2025

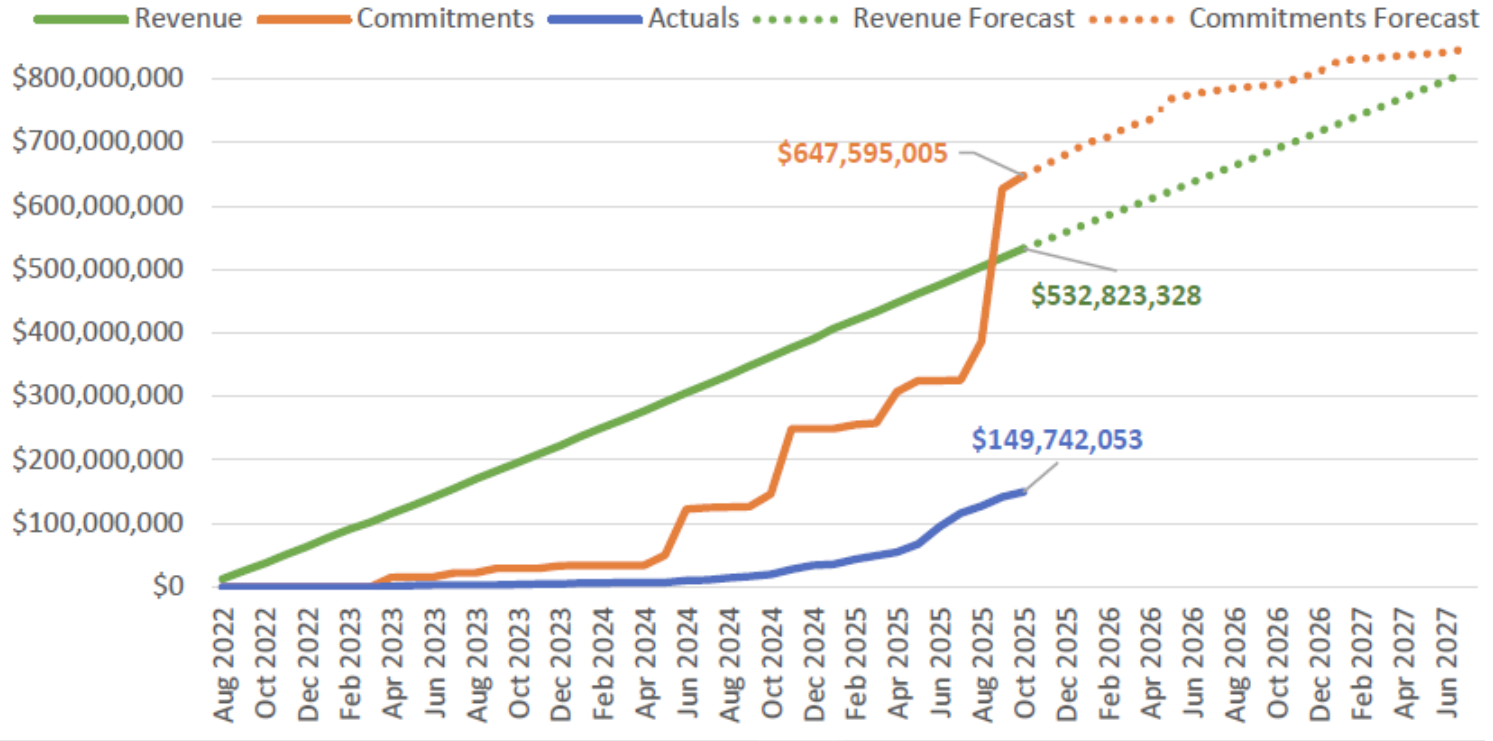
E-SPLOST V Revenue Commitments & Expenditures



CAPITAL PROGRAM FINANCIAL STATEMENT

OCTOBER 31, 2025

E-SPLOST VI Revenue Commitments & Expenditures



CAPITAL PROGRAM FINANCIAL STATEMENT

OCTOBER 31, 2025

Month	CY 2021		CY 2022		CY 2023		CY 2024		CY 2025	
	Sales Tax	Interest	Sales Tax	Interest	Sales Tax	Interest	Sales Tax	Interest	Sales Tax	Interest
January	\$ 12,416,029.80	968.45	\$ 13,807,323.37	\$ 1,249.62		\$ 293,684.77		\$ 1,544,510.90		\$ 964,461.58
February	9,994,284.14	1,019.16	11,686,175.43	1,305.91		317,549.91		1,454,042.74		876,339.28
March	9,932,280.34	966.12	11,262,356.40	1,227.26		294,613.40		1,552,803.46		939,572.66
April	11,341,062.77	1,110.26	12,738,469.66	1,403.03		958,341.17		1,486,975.42		895,407.13
May	11,532,129.64	1,109.49	12,210,170.01	1,406.03		1,479,196.75		1,526,250.93		886,015.72
June	11,606,342.22	1,200.92	12,677,523.91	1,501.66		1,417,307.47		964,461.58		783,684.50
July	12,067,129.38	1,107.51	12,787,107.51	1,497.66		1,498,046.30		876,339.28		697,392.39
August	12,088,491.48	1,164.66		1,570.20		1,505,058.82		939,572.66		678,741.37
September	11,604,627.89	1,214.26		155,986.84		1,464,061.94		895,407.13		650,559.28
October	11,899,129.87	1,224.74		154,370.35		1,523,189.81		886,015.72		584,053.09
November	11,611,828.01	1,151.27		230,005.72		1,485,503.44		1,015,998.76		
December	12,271,107.77	1,159.90		234,285.01		1,539,109.43		1,009,410.91		
Total	\$ 138,364,443.31	\$ 13,396.74	\$ 87,169,126.29	\$ 785,809.29	\$ -	\$ 13,775,663.21	\$ -	\$ 14,151,789.49	\$ -	\$ 7,956,227.00
Average	\$ 11,530,370.28	\$ 1,116.40	\$ 12,452,732.33	\$ 65,484.11		\$ 1,147,971.93		\$ 1,179,315.79		\$ 795,622.70

E-SPLOST V SALES TAX	Sales Tax Collected In CY 2017 (Aug-Dec)	\$ 44,134,226.60
	Sales Tax Collected In CY 2018	110,600,191.00
	Sales Tax Collected In CY 2019	117,496,807.28
	Sales Tax Collected In CY 2020	119,128,700.97

E-SPLOST V INTEREST	Interest Collected In CY 2017	\$ 181,859.75
	Interest Collected In CY 2018	379,307.51
	Interest Collected In CY 2019	501,456.20
	Interest Collected In CY 2020	101,350.10

E-SPLOST V Bond Revenue March 2017	Bond Principal	\$ 131,025,000.00
	Bond Premium	12,337,339.97

Collected E-SPLOST VI Sales Tax	\$ 616,893,495.45
Interest Earned	37,846,859.29
Bond Revenue	143,362,339.97
GSFIC Reimbursement	7,416,576.00
Other Revenue	10,110,623.49
Total E-SPLOST V Revenue	\$ 815,629,894.20

	Month/Year	Amount	Source
E-SPLOST V GSFIC Reimburse	Sept 2018	\$1,600,887.06	New John Lewis ES
	Dec 2018	\$708,479.40	New John Lewis ES
	March 2019	\$3,099,032.30	New John Lewis ES
	May 2021	\$1,266,519.64	New John Lewis ES
	April 2024	\$741,657.60	New John Lewis ES

	Month/Year	Amount	Source
E-SPLOST V Other Revenue	April 2021	\$492,326.96	Close Accounts Associated with E-SPLOST 1, E-SPLOST 2, and COPS 2007
	June 2023	\$532,140.10	Financially Close E-SPLOST 2
	June 2023	\$9,086,156.43	Financially Close E-SPLOST 3

CAPITAL PROGRAM FINANCIAL STATEMENT

OCTOBER 31, 2025

Month	CY 2022		CY 2023		CY 2024		CY 2025	
	Sales Tax	Interest	Sales Tax	Interest	Sales Tax	Interest	Sales Tax	Interest
January			\$ 14,782,771.81	\$ 125,576.20	\$ 14,318,164.57	\$ 971,613.68	\$ 15,050,208.99	\$ 1,316,841.30
February			11,848,671.06	172,940.53	11,953,973.26	975,643.63	11,982,743.15	1,249,745.94
March			11,521,824.96	250,538.02	11,823,249.72	1,104,986.82	12,090,976.15	1,388,210.09
April			12,911,849.67	317,688.82	12,580,587.39	1,116,056.24	12,859,642.38	1,375,244.83
May			12,299,741.70	409,857.16	12,746,149.28	1,209,313.37	12,527,192.72	1,429,527.83
June			13,094,146.23	496,314.59	12,939,081.00	1,239,073.08	12,838,459.97	1,370,398.09
July			12,798,060.49	585,500.01	12,693,726.00	1,324,429.80	12,722,681.48	1,369,499.06
August	12,648,241.02		14,045,777.95	659,309.13	12,782,459.80	1,371,808.59	13,128,216.67	1,343,703.66
September	12,655,819.20		12,407,482.27	706,068.68	13,156,664.21	1,322,952.33	12,987,756.50	1,297,773.08
October	12,507,284.65		12,362,732.66	789,283.50	12,622,602.51	1,336,810.36	12,725,206.48	1,278,487.50
November	12,694,642.02		12,305,479.52	824,727.87	13,081,257.74	1,289,694.70		
December	12,727,388.25	38,676.97	12,485,152.46	914,506.57	12,817,154.68	1,325,305.59		
Total	\$ 63,233,375.14	\$ 38,676.97	\$ 152,863,690.78	\$ 6,252,311.08	\$ 153,515,070.16	\$ 14,587,688.19	\$ 128,913,084.49	\$ 13,419,431.38
Average	\$ 12,646,675.03		\$ 12,738,640.90		\$ 12,792,922.51		\$ 12,891,308.45	
			141.75%	Increase over 2022	0.43%	Increase over 2023	1.04%	Increase over 2024

E-SPLOST VI SALES TAX	3-year Avg/Month	\$ 12,782,697.96
	Average of Prior 12-Months	12,900,958.08
	Average of Prior 6-Months	12,821,585.64
	Amount-Variance Compared to Same Month Prior Year	102,603.97
	Percentage Variance Compared to Same Month Prior Year	0.813%

E-SPLOST VI INTEREST	3-year Avg/Month	\$ 979,945.93
	Average of Prior 12-Months	1,336,202.64
	Average of Prior 6-Months	1,348,231.54
	Amount-Variance Compared to Same Month Prior Year	-58,322.86
	Percent Variance from Same Month Prior Year	-4.363%

Collected E-SPLOST VI Sales Tax	\$ 498,525,220.57
Interest Earned	34,298,107.62
Total E-SPLOST VI Revenue	\$ 532,823,328.19

CAPITAL PROGRAM FINANCIAL STATEMENT

OCTOBER 31, 2025

LCPF GENERAL FUND CONTRIBUTIONS	Month/Year	Amount	BOARD APPROVED
	Jul 2024	\$20,000,000.00	FY 25 Budget
	Nov 2024	\$21,500,000.00	Nov 2024
	Mar 2025	\$13,486,030.83	Mar 2025

LCPF REVENUE FROM OTHER FUNDS	Month/Year	Amount	Source
	Jul 2024	\$6,130,000.00	LGIP-Fund 410
	Jul 2024	\$19,985,000.00	E-SPLOST IV Closeout Balance

GSFIC REIMBURSEMENTS	Month/Year	Amount	Source
	Jun 2024	\$43,560.00	Project 34435
	Jun 2024	\$1,863,480.60	Project 36535
	Jun 2024	\$1,383,975.00	Project 35835
	Jun 2024	\$321,467.40	Project 36135
	Jun 2024	\$942,058.49	Project 35135

GA POWER REBATES	Month/Year	Amount	Source
	Aug 2024	\$4,367.50	E.L Miller ES Lighting Replacement
	Aug 2024	\$1,607.50	Martin Luther King Jr., HS Lighting Replacement
	Aug 2024	\$4,916.25	Southwest DeKalb HS Lighting Replacement
	Oct 2024	\$21,265.00	Laurel Ridge ES Lighting Replacement
	Oct 2024	\$21,006.25	Woodridge ES Lighting Replacement
	Oct 2024	\$16,573.75	Midvale ES Lighting Replacement
	Oct 2024	\$14,773.75	Chestnut ES Lighting Replacement
	Oct 2024	\$4,870.00	Oak Grove ES Lighting Replacement
	Oct 2024	\$4,182.50	Martin Luther King Jr., HS Lighting Replacement
	Oct 2024	\$3,071.25	Livsey ES Lighting Replacement
	Oct 2024	\$2,953.75	DeKalb HS Tech South Lighting Replacement
	Oct 2024	\$352.50	Idlewood ES Lighting Replacement
	Oct 2024	\$298.75	Austin ES Lighting Replacement
	Nov 2024	\$298.75	Vanderlyn ES Lighting Replacement
	Nov 2024	\$4,843.75	Dunaire ES Lighting Replacement
Nov 2024	\$4,807.50	Henderson Mill ES Lighting Replacement	
Nov 2024	\$4,687.50	Peachcrest ES Lighting Replacement	

LCPF GENERAL FUND CONTRIBUTIONS	\$54,986,030.83
LCPF REVENUE FROM OTHER FUNDS	26,115,000.00
GSFIC REIMBURSEMENTS	4,554,541.49
GA POWER REBATES	114,876.25
Total Fund 300 Revenue	\$ 85,770,448.57



Rev: 12.3.25



Summer 2026: Operations Milestone Markers

All Permits Approved & Mobilization Plan Finalized

January – April
Fire Marshal has already walked the site and is updated weekly as needed.

Summer Work

22 working days in June
1 Holiday: Juneteenth, Friday June 19

1st Day of School:
Monday, August 3rd



Convocation: July?
Open House: July?

Mobilize Date

Summer '26 = 38 workdays & 56 calendar days

SCHOOL READINESS DEADLINE:
Friday, July 24, 2026.

Summer Leadership Meeting: June?

Preplanning: July 27 - July 31

Summer Work

18 working days in July
1 Holiday: Independence Day, Friday, July 3rd

SCHOOL READINESS DEADLINE:
Friday, July 24th

Executive Director Capital Improvements & Facilities:
Keith L. Ball

Chief Operating Officer
Erick Hofstetter

Director of Facilities:
Bobby Moncrief

Summer '26 Work Timeline

- 56 calendar days (38 workdays) includes weekends and 2 Holidays
 - School Readiness Deadline = Friday, July 24
- Construction Renovation Guidance & Timeline document Shared with affected school leaders
- Summer cleaning will begin on **Monday, June 1** and must be completed **on or before Friday July 24**. We have 38 workdays to clean 16 million square feet.
- Preplanning: July 27-31
- 1st Day of School: Monday, August 3, 2026



Safe

Clean

Efficient

JUNE 2026

S	M	T	W	Th	F	S
	1	2	3	4	5	6
7	8	9	10	11	12	13
14	15	16	17	18	19	20
21	22	23	24	25	26	27
28	29	30				

19 - Juneteenth

JULY 2026

S	M	T	W	Th	F	S
			1	2	3	4
5	6	7	8	9	10	11
12	13	14	15	16	17	18
19	20	21	22	23	24	25
26	27	28	29	30	31	

4 - Independence Day
27-31 - Pre-planning Days



Presented by: Keith L. Ball



School Campus Closures: Summer 2026

- Cross Keys HS
- Sequoyah MS
- Dresden ES
- Ashford Park ES
- ISC at Midway
- Champion Theme School
- Wynbrooke Theme School
- Idlewood ES
- Murphey Candler ES
- Kingsley ES (*pending BOE approval*)

To ensure staff and student safety, abide by regulatory and Fire Marshal guidelines and ensure the project schedule is not negatively impacted, the schools listed above will close on May 29, 2026. Pending permits and Fire Marshal approval, facilities will reopen on or before July 27, 2026.

SUBJECT TO CHANGE. REVISED 12.3.25

THANK YOU

QUESTIONS & COMMENTS

