

DECEMBER 9, 2025



# ZONE 4 UPDATE

**ALEXANDRA BATES**  
ZONE 4 SUPERINTENDENT



# Learn About Zone 4



- Demographics
- Schools & Leaders
- Facts At-A-Glance
- Academic Data Points
- Attendance Update
- Unique to Zone 4
- CTAE Programming
- Opportunities for Growth

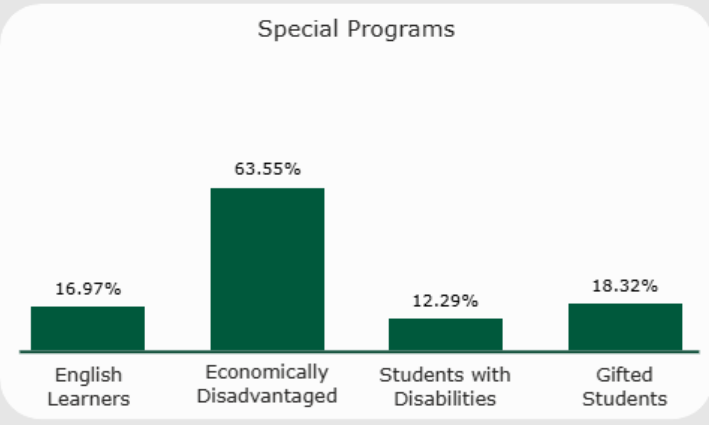
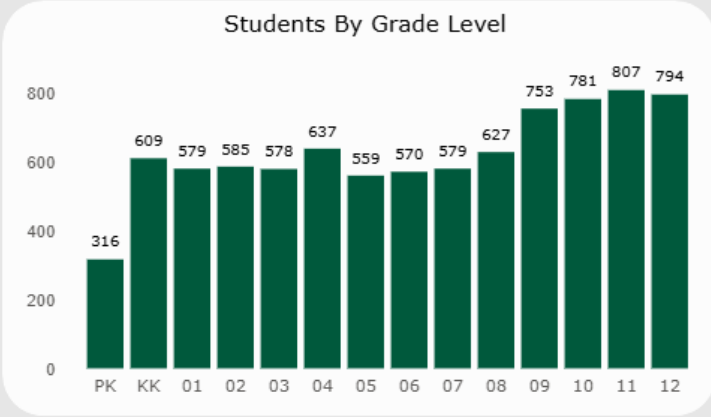


# Demographics



## Demographic Summary for current students

All Schools  
 Enrollment | November 20, 20...  
**8,774**



Students by Race/Ethnicity

Ethnicity	% of Students	# of Students
Asian	5.85%	513
Black or African American	32.43%	2,845
Hispanic	30.98%	2,718
Multi-Racial	5.56%	488
Other	0.57%	50
White	24.62%	2,160
<b>Total</b>	<b>100.00%</b>	<b>8,774</b>



# Schools/Leaders



Principal	School
Michael Scott Hanson	North Springs HS
Dr. Kindra Smith	Riverwood International Charter HS
Dr. Taylor Barton	Fulton Academy of Virtual Excellence
Thomas Garrett	Ridgeview Charter MS
Laurie Woodruff	Sandy Springs Charter MS
Stanetress Evans	Dunwoody Springs ES
Karen Cooke	Heards Ferry ES
Dr. Danielle Miller	High Point ES
Lakasha Lee	Ison Springs ES
Jennifer Rosenthal	Lake Forest ES
Shavanda Toomer	Woodland ES
Coordinator	School
Tabatha Taylor	Independence HS

**ZONE 4**

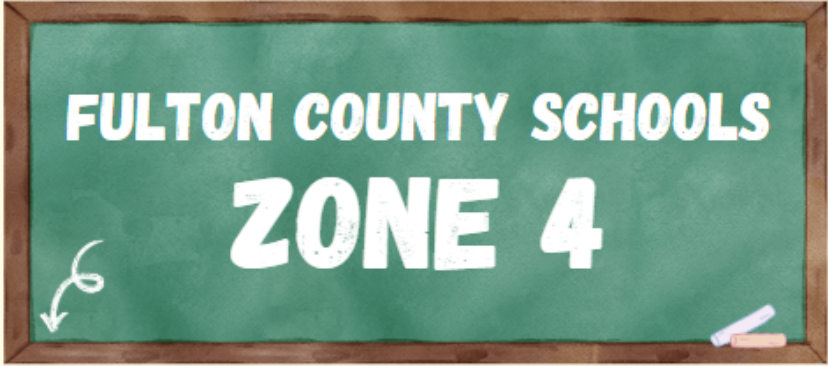
**12 PRINCIPALS/  
COORDINATOR**

**AVERAGE LEADERSHIP  
EXPERIENCE:**

**9.5 + YEARS**

 **207 TOTAL  
YEARS IN FCS**

# Facts-at-a-Glance



**11**   
PRINCIPALS

**6**   
SCHOOL  
POLICE OFFICERS

**6**   
PRE-K SITES

**1**   
VIRTUAL SCHOOL

**1**   
STEM CAMPUS

**1**   
GHSA STATE  
CHAMPIONSHIP


**1**   
SCHOOL  
COORDINATOR

**6**   
CAMPUS SECURITY  
ASSOCIATES

**6**   
ELEMENTARY  
SCHOOLS

**3**   
HIGH SCHOOLS

**5**   
IB WORLD  
SCHOOLS

**24**   
ASSISTANT  
PRINCIPALS

**1,145**   
TOTAL EMPLOYEES

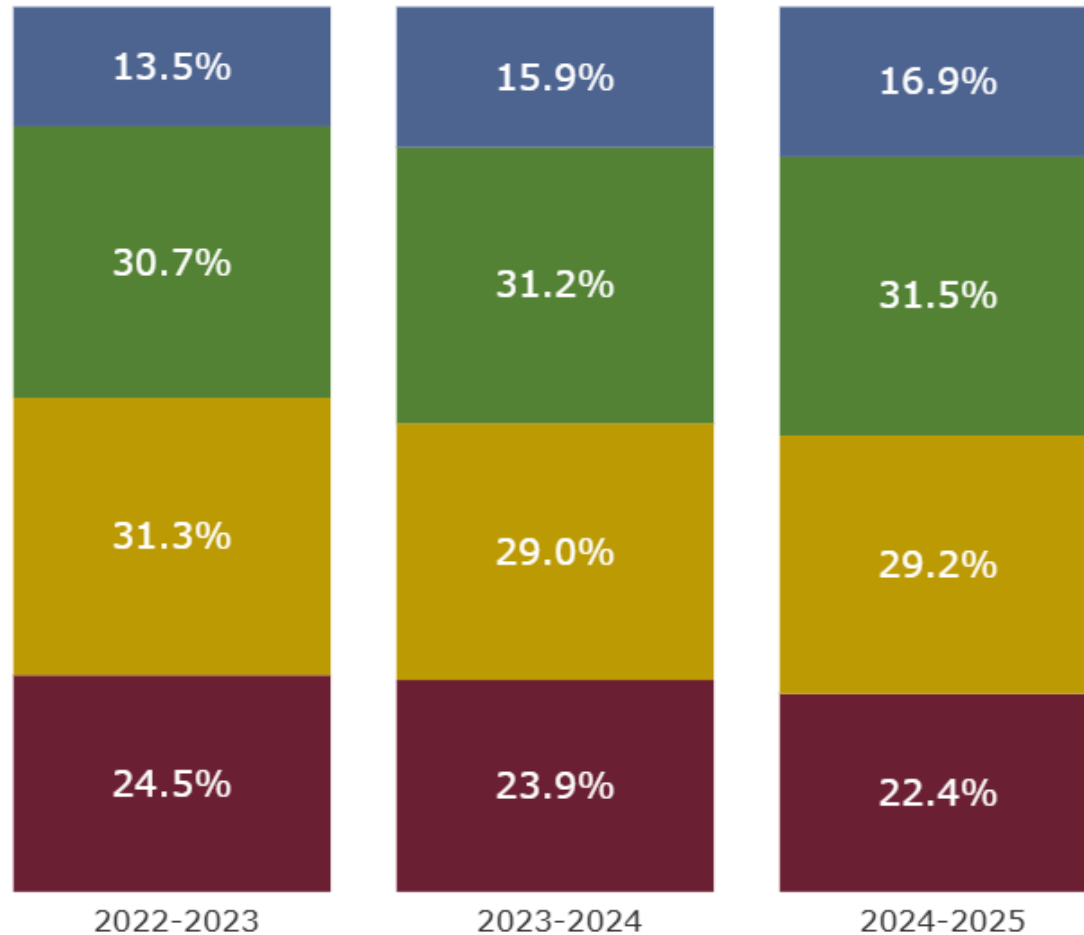
**3**   
MIDDLE SCHOOLS

**1**   
STEAM  
CAMPUS

TOTAL ENROLLMENT  
**8,774**   
STUDENTS (PreK - 12)

# Academic Data: Growth over 3 years

## Zone 4 All Tested Areas



**48.4%**  
Proficient/Distinguished

**95.60%**  
Avg Grad Rate FY25  
(Traditional HS)



More students are moving into Proficient and Distinguished each year while Beginning Learners steadily decline, showing clear, consistent improvement.

# Attendance Update

## Spotlights:



6.7%

Students with Satisfactory  
Attendance

95%+ Attendance Rate



### Heards Ferry ES

Achieved 81% satisfactory attendance for all students; increasing satisfactory attendance by 10.1% in 3 years



### North Springs HS

Achieved a 9.8 increase in satisfactory attendance



### Woodland ES

Achieved a 4.2% decrease in chronic absenteeism



### High Point ES

Achieved a 7.1% decrease in chronic the past 3 years, 11.7% increase in satisfactory attendance



### Dunwoody Springs ES

Achieved a 3.9% decrease in chronic absenteeism



### Ison Springs ES

Achieved a 4.3% decrease in chronic absenteeism the past 3 years, 8.3% increase in satisfactory attendance



### Ridgeview MS

Achieved a 12.2% increase in satisfactory attendance

# Unique to Zone 4: Leaders In Innovation



The IB develops curious, knowledgeable, and caring young people who promote a more peaceful, respectful, and interconnected world.


Georgia STEM integrate Science, Technology, Engineering, and Mathematics education to prepare students for 21st-century careers through hands-on, project-based learning.

ArtsNOW integrates the arts into teaching to boost educator effectiveness and improve student success.

**The Link** provides a secure and supportive environment for students by offering essential services such as food, clothing, counseling, and mental health support.

# CTAE in Zone 4

## 49 Courses & 27 Pathways Across Our Elementary, Middle, & High Schools



# Opportunities for Growth



## ELEMENTARY

- Strengthen student agency and voice within Tier I instruction.
- Expand vertical alignment and partnerships with feeder middle and high schools.
- Deepen literacy structures to further accelerate learning.



## MIDDLE

- Reinforce AVID and WICOR practices across all classrooms.
- Build a stronger sense of belonging through intentional programming and partnerships.
- Enhance Tier I instruction to accelerate learning for ELL and SEC students



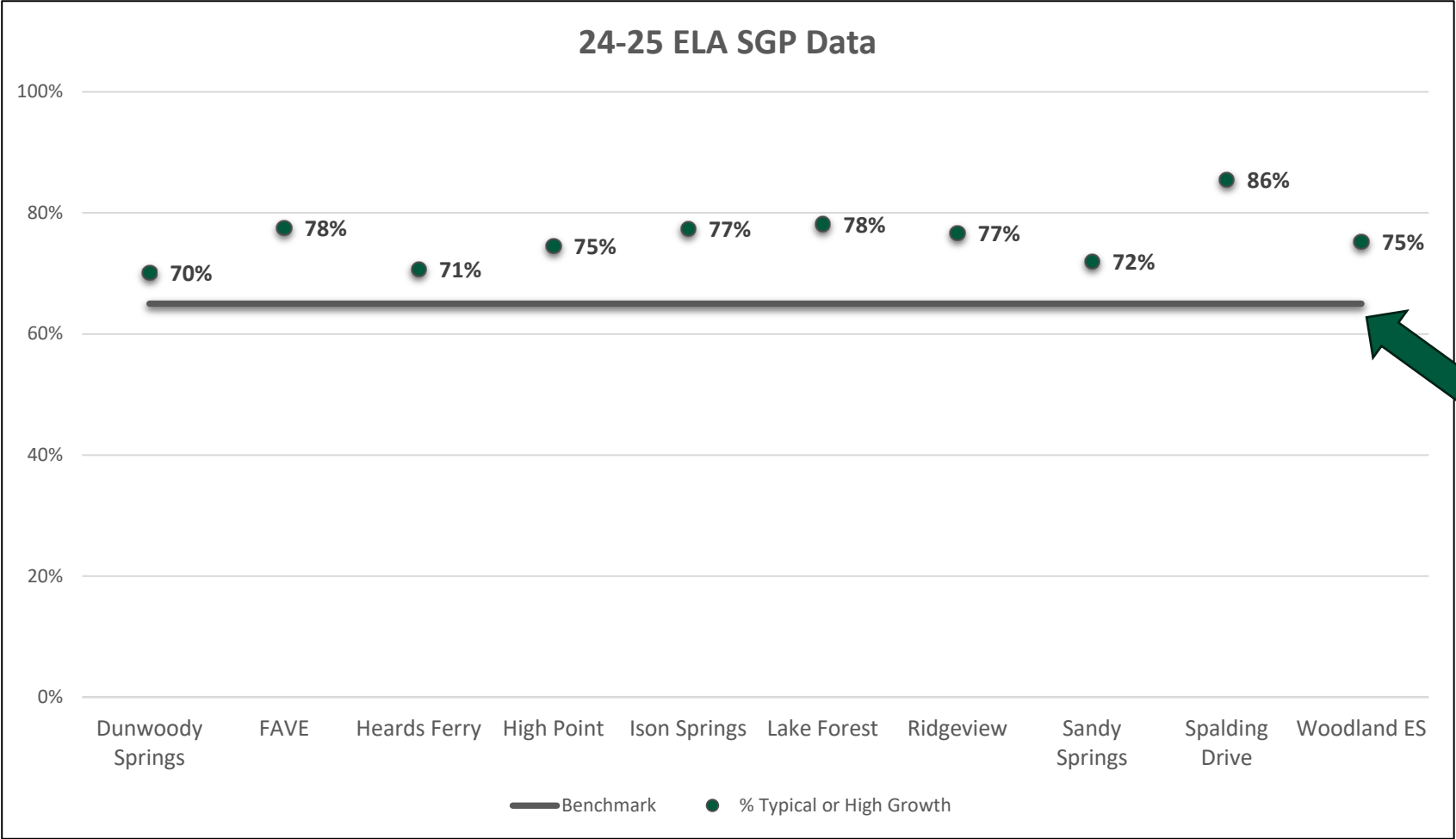
## HIGH

- Deepening a sense of belonging for all students
- Deepen AVID and WICOR integration across all contents.
- Leverage magnet programming to improve access to post-secondary options for all students

# APPENDIX



# FY25 Student Growth Percentile (SGP) Data:



65% is the Georgia State Benchmark

# CCRPI SY24 -> SY25



School	Content mastery	Progress	Closing the gaps	Readiness
Dunwoody Springs	58.5 → 66.2	76.6 → 84.1	100 → 90	79.6 → 83.8
Ison Springs	57.2 → 64.5	98.6 → 98.2	68.2 → 85.3	77.0 → 82.1
Woodland ES	81.2 → 84.2	90.7 → 96.5	93.3 → 97.9	86.3 → 86.1
Lake Forest	50 → 53.1	81.9 → 94.2	100 → 65.6	81.2 → 82.4
Heards Ferry	100 → 100	80 → 87.4	93.8 → 93.8	97.6 → 97.5
High Point	70 → 81.8	85.9 → 98.5	21.4 → 100	87.4 → 89.6
Sandy Springs	61.9 → 62.7	81.8 → 87.2	67.4 → 89.1	83.8 → 83.5
Ridgeview	73.7 → 76.1	90 → 93.6	82.6 → 71.9	86.4 → 88.9
FAVE MS	53.4 → 54.3	80.7 → 76.1	54.6 → 71.9	83.9 → 86.6
Riverwood	79.9 → 83.6	79.6 → 78.5	47.7 → 80.4	78.9 → 81.2
North Springs	68.2 → 69.9	91.4 → 82.3	92.1 → 61.1	74.5 → 75.1
Independence	39.4 → 39.2	n/a → 67.7	41.7 → 58.3	24.0 → 30.4
FAVE HS	51.8 → 56.3	57.3 → 69.5	0 → 66.7	62.2 → 61.6

Increase in all areas

Increase in 3 of the 4 areas