

Monthly Financial Report

November 30, 2025

FISCAL YEAR 2026

DeKalb County School District
Byron Schueneman, Chief Financial Officer

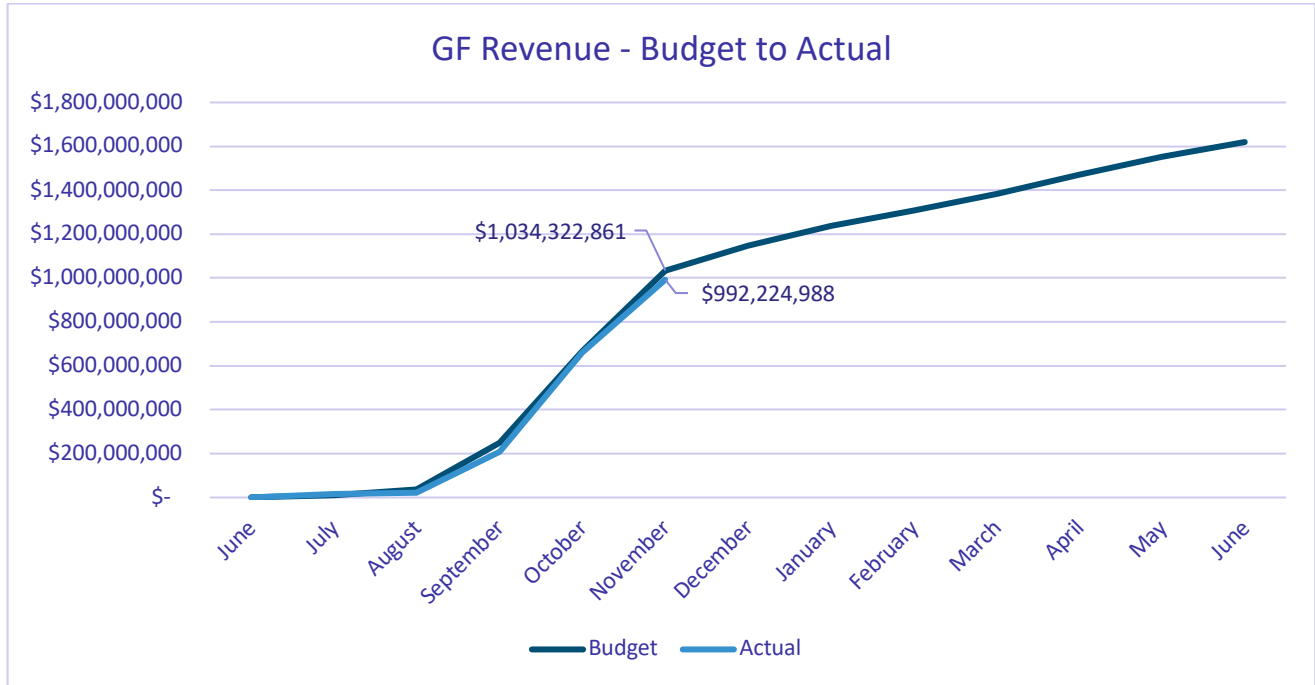


Table of Contents

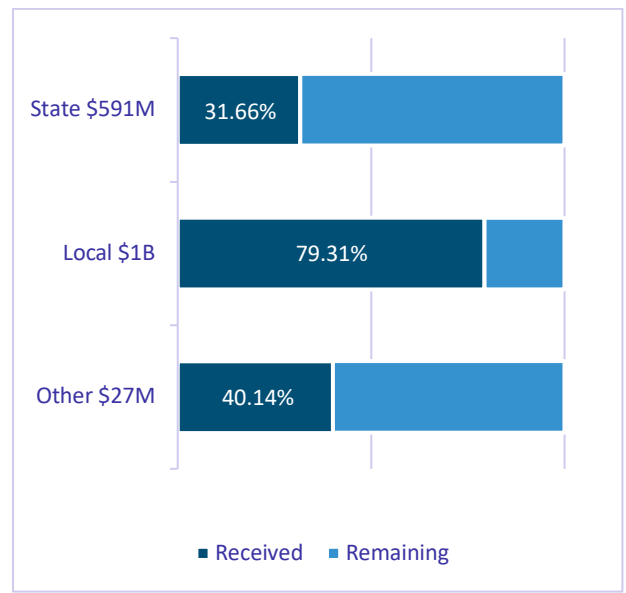
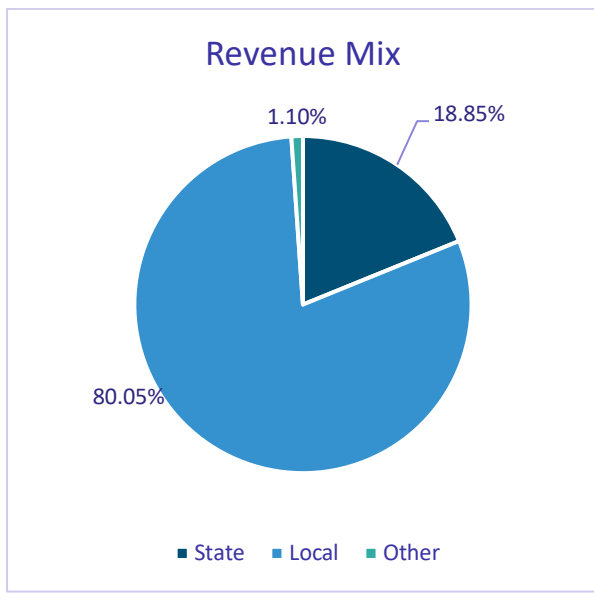
<u>KEY PERFORMANCE INDICATORS</u>	<u>3</u>
<u>BALANCE SHEET</u>	<u>7</u>
<u>STATEMENT OF REVENUES, EXPENDITURES AND CHANGES IN FUND BALANCES</u>	<u>8</u>
<u>SRECFB - BUDGET TO ACTUAL</u>	<u>9</u>

Key Performance Indicators

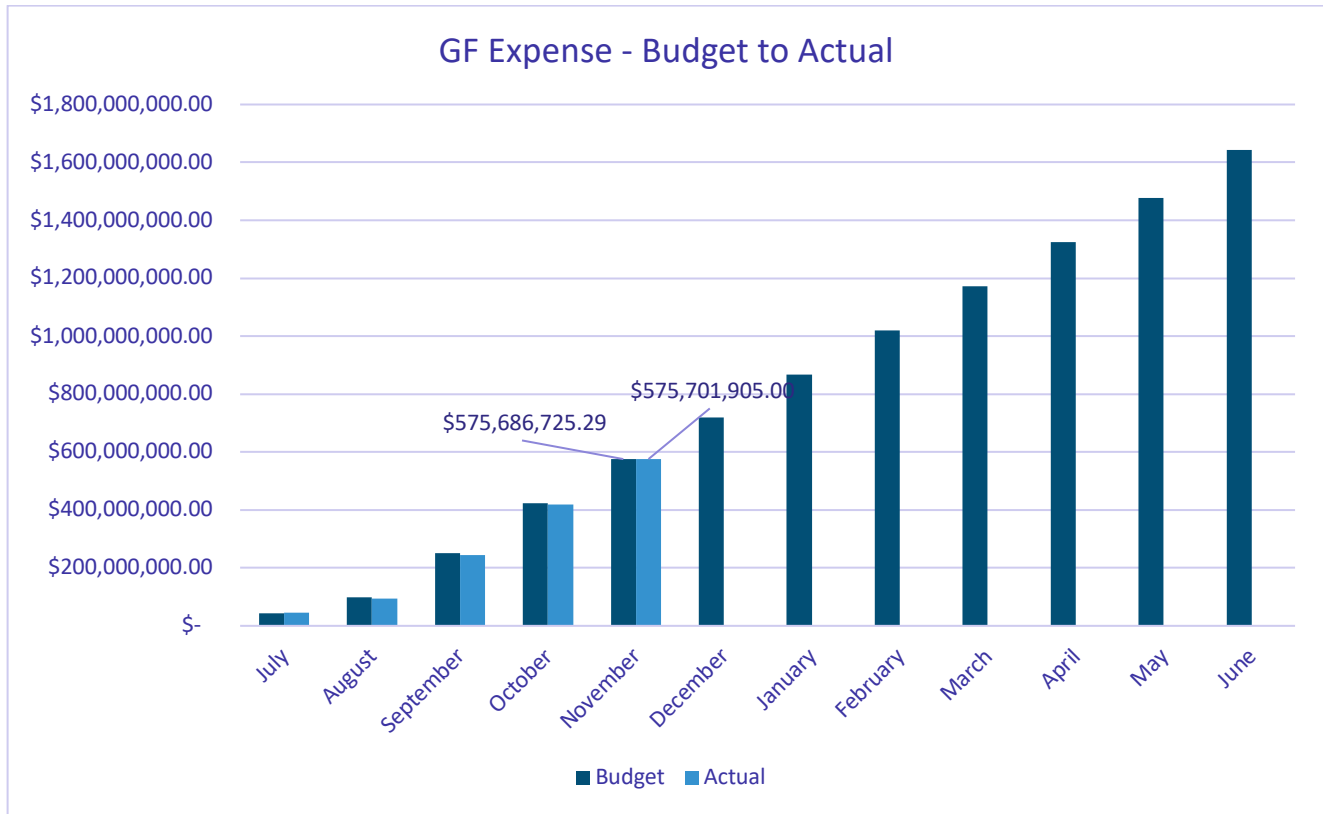
General Fund Revenues



	Amount Collected	Percentage of Budget
Actual	\$992.3M	61.3%
Benchmark	\$1.034B	63.9%
Difference	\$42.1M	2.6%

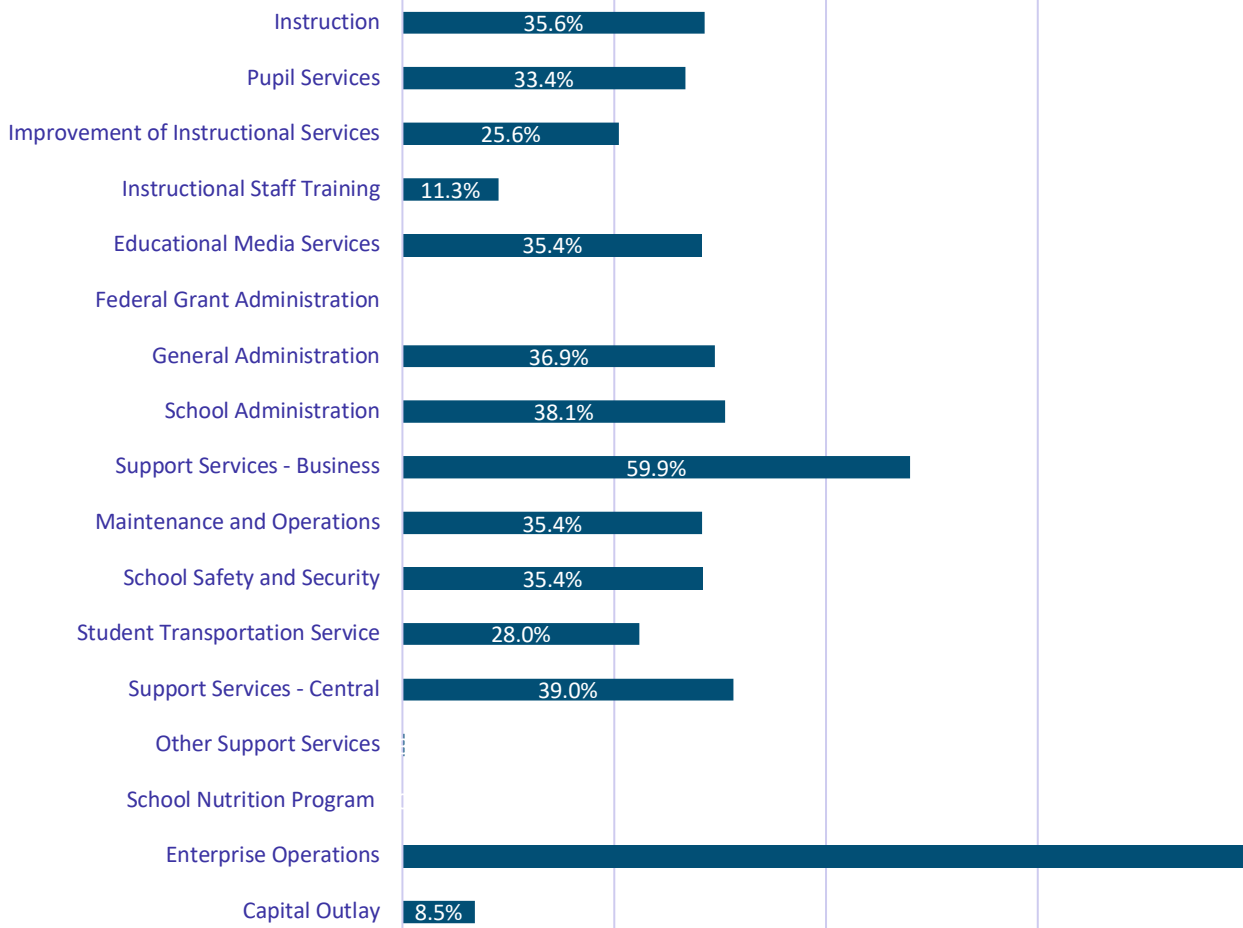


General Fund Expenses

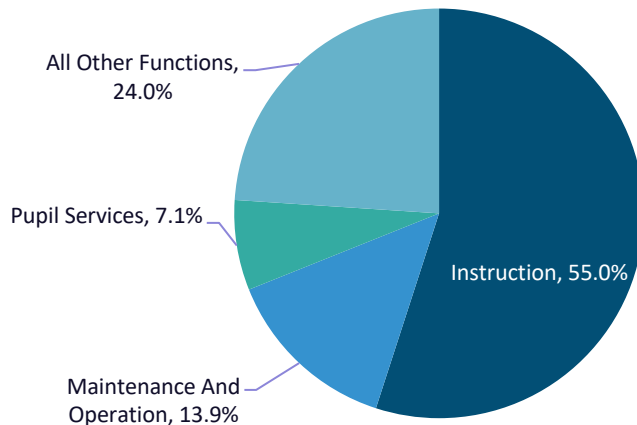


	Amount Spent	Percentage of Budget
Actual + Transfer Out	\$575.7M	35.3%
Benchmark	\$575.7B	35.3%
Difference	\$0M	0%

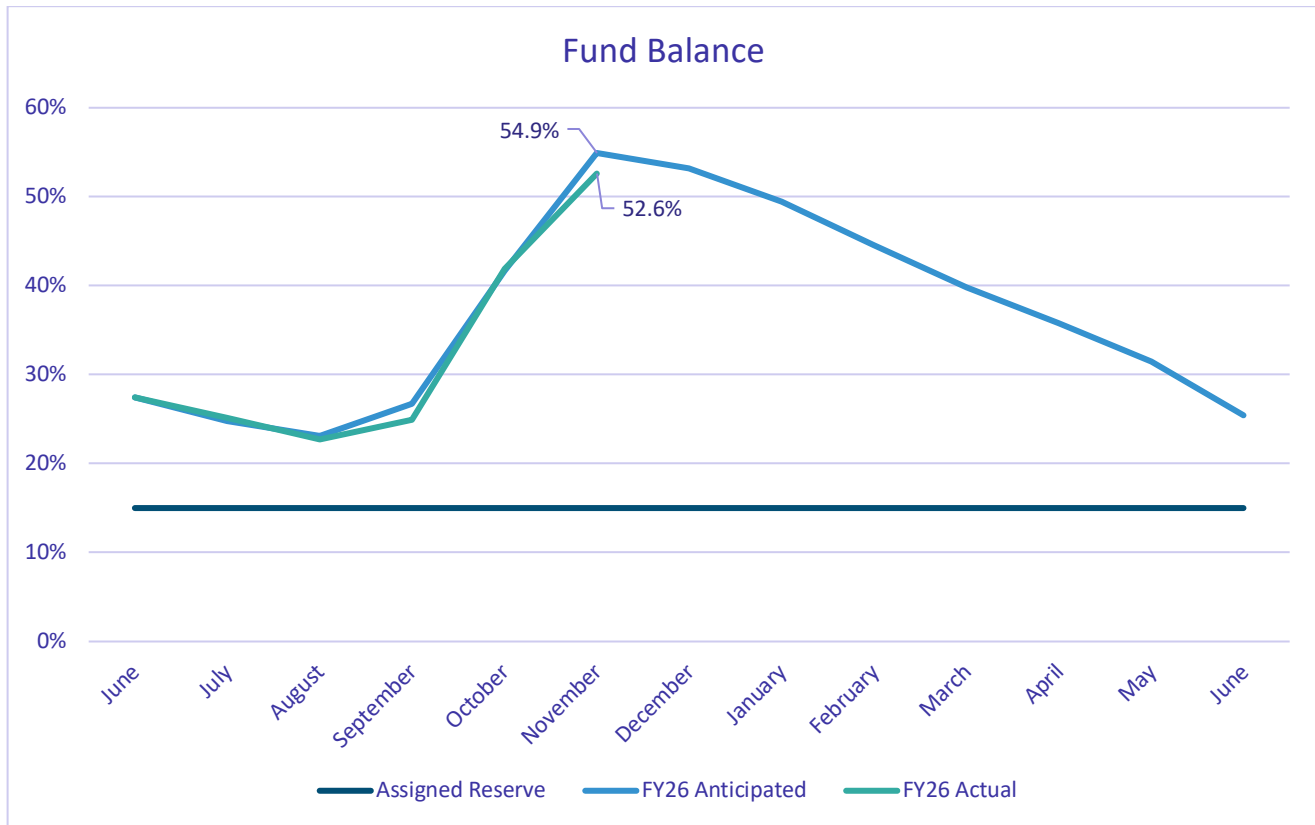
GF Budget Utilization by Function



Significant Functions	Amount Spent	Percentage of Total Spend
Instruction	\$314.8M	55.0%
M&O	\$79.8M	13.9%
Pupil Services	\$40.8M	7.1%



Fund Balance



	FY26 Fund Balance	FY26 Actual	FY26 Anticipated
Nonspendable	\$1.5M		
Committed (15%)	\$241.9M	15.0%	15.0%
Unassigned	\$616.3	37.6%	39.9%
Total	\$859.7M	52.6%	54.9%

DEKALB COUNTY BOARD OF EDUCATION
Balance Sheet
Governmental Funds
November 30, 2025

	GENERAL FUND	CAPITAL PROJECTS FUND	DEBT SERVICE FUND	SCHOOL NUTRITION FUND	NONMAJOR GOVERNMENTAL FUNDS	TOTAL GOVERNMENTAL FUNDS
Assets						
Cash and Cash Equivalents	\$ 724,469,370	\$ 571,441,150	\$ -	\$ 25,652,467	\$ 4,428,651	\$ 1,325,991,638
Receivable, Net						
Taxes	225,544,770	-	-	-	-	225,544,770
State Government	24,681,489	-	-	-	-	24,681,489
Federal Government	-	-	-	-	16,390,888	16,390,888
Local	-	-	-	-	3,143	3,143
Other	-	-	-	3,090	5,700	8,790
Inventories	1,469,897	-	-	1,671,481	-	3,141,378
Total assets and deferred outflows of resources	<u>\$ 976,165,526</u>	<u>\$ 571,441,150</u>	<u>\$ -</u>	<u>\$ 27,327,038</u>	<u>\$ 20,828,381</u>	<u>\$ 1,595,762,095</u>
Liabilities						
Accounts Payable	\$ 1,058,415	\$ -	\$ -	\$ 1,873,100	\$ 241,255	\$ 3,172,770
Salaries & Benefits Payable	54,568,639	-	-	-	-	54,568,639
Payroll Withholdings Payable	60,825,816	-	-	-	-	60,825,816
Unearned/Unavailable Revenue	-	-	-	-	722,004	722,004
Total liabilities	<u>116,452,870</u>	<u>-</u>	<u>-</u>	<u>1,873,100</u>	<u>963,259</u>	<u>119,289,228</u>
Total liabilities and deferred inflows of resources	<u>116,452,870</u>	<u>-</u>	<u>-</u>	<u>1,873,100</u>	<u>963,259</u>	<u>119,289,228</u>
FUND BALANCES						
Nonspendable						
Reserve for Inventories	\$ 1,469,897	\$ -	\$ -	\$ 1,671,481	\$ -	\$ 3,141,378
Restricted						
Capital Projects	-	539,316,075	-	-	-	539,316,075
Continuation of Grant Programs	-	-	-	23,782,457	11,034,831	34,817,287
Committed						
Reserve	241,906,168	-	-	-	-	241,906,168
Assigned						
Capital Projects	-	32,125,076	-	-	-	32,125,076
Student Activity Accounts	-	-	-	-	8,830,292	8,830,292
Unassigned						
Unassigned	616,336,591	-	-	-	-	616,336,591
Total fund balances	<u>859,712,656</u>	<u>571,441,150</u>	<u>-</u>	<u>25,453,938</u>	<u>19,865,123</u>	<u>1,476,472,867</u>
Total Liabilities, Deferred Inflows of Resources, and Fund Balances	<u>\$ 976,165,526</u>	<u>\$ 571,441,150</u>	<u>\$ -</u>	<u>\$ 27,327,038</u>	<u>\$ 20,828,381</u>	<u>\$ 1,595,762,095</u>

The notes to financial statements are an integral part of this statement.

DEKALB COUNTY BOARD OF EDUCATION
Statement of Revenues, Expenditures and Changes in Fund Balances
Governmental Funds
For the Period Ended November 30, 2025

	GENERAL FUND	CAPITAL PROJECTS FUND	DEBT SERVICE FUND	SCHOOL NUTRITION FUND	NONMAJOR GOVERNMENTAL FUND	TOTAL GOVERNMENTAL FUNDS
REVENUES						
Property Taxes	\$ 794,243,429	\$ -	\$ -	\$ -	\$ -	\$ 794,243,429
Sales Taxes	3,018,058	51,527,484	-	-	-	54,545,542
State Funds	187,051,880	-	-	667,048	11,728,373	199,447,301
Federal Funds	-	-	-	20,817,770	33,313,735	54,131,506
Charges for Services	148,389	-	-	209,810	2,921,511	3,279,711
Investment Earnings	7,440,180	9,724,556	-	-	2,409	17,167,145
Miscellaneous	323,052	25,077	-	904,525	5,978,915	7,231,568
Total revenues	<u>992,224,988</u>	<u>61,277,117</u>	<u>-</u>	<u>22,599,154</u>	<u>53,944,944</u>	<u>1,130,046,203</u>
EXPENDITURES						
Current						
Instruction	314,837,045	6,873,162	-	-	22,827,876	344,538,083
Pupil Services	40,729,817	-	-	-	9,631,986	50,361,803
Improvement of Instructional Services	12,364,320	6,582,460	-	-	387,997	19,334,777
Instructional Staff Training	131,862	-	-	-	9,717,788	9,849,650
Educational Media Services	6,870,690	-	-	-	4,857	6,875,547
Federal Grant Administration	-	-	-	-	2,161,916	2,161,916
General Administration	15,278,393	-	-	-	644,657	15,923,050
School Administration	35,065,790	-	-	-	111,731	35,177,521
Support Services - Business	8,044,947	-	-	53,959	86,874	8,185,781
Maintenance And Operation	79,836,795	832,727	-	-	19,590	80,689,112
School Safety And Security	11,164,705	-	-	-	3,109,680	14,274,385
Student Transportation Service	26,186,935	1,830,387	-	-	563,594	28,580,916
Support Services - Central	21,835,757	7,118,621	-	-	22,154	28,976,532
Other Support Services	4,114	-	-	-	123,181	127,295
School Nutrition Program	-	-	-	25,461,320	-	25,461,320
Enterprise Operations	131,218	-	-	-	757,945	889,164
Capital Outlays						
Facilities Acquisition & Construction	85,392	82,272,562	-	-	-	82,357,954
Total expenditures	<u>572,567,780</u>	<u>105,509,918</u>	<u>-</u>	<u>25,515,279</u>	<u>50,171,827</u>	<u>753,764,805</u>
Excess (deficiency) of revenues over expenditures	<u>419,657,208</u>	<u>(44,232,802)</u>	<u>-</u>	<u>(2,916,125)</u>	<u>3,773,116</u>	<u>376,281,397</u>
OTHER FINANCING SOURCES (USES)						
Operating Transfers From Other Funds	-	-	-	-	3,253,808	3,253,808
Operating Transfers To Other Funds	(3,134,125)	-	-	-	(119,683)	(3,253,808)
Sale or Compensation for the Loss of Capital Assets	78,818	-	-	-	-	78,818
Total other financing sources (uses)	<u>(3,055,307)</u>	<u>-</u>	<u>-</u>	<u>-</u>	<u>3,134,125</u>	<u>78,818</u>
Net change in fund balances	416,601,901	(44,232,802)	-	(2,916,125)	6,907,242	376,360,215
Fund balances - beginning	443,110,756	615,673,952	-	28,370,063	12,957,881	1,100,112,652
Fund balances - ending	<u>\$ 859,712,656</u>	<u>\$ 571,441,150</u>	<u>\$ -</u>	<u>\$ 25,453,938</u>	<u>\$ 19,865,123</u>	<u>\$ 1,476,472,867</u>

The notes to financial statements are an integral part of this statement.

DEKALB COUNTY BOARD OF EDUCATION
Schedule of Revenues, Expenditures and Changes in Fund Balances - Budget and Actual
All major fund types
For the Year-to-Date as of June 30, 2026
With Comparative Totals for June 30, 2025

GENERAL FUND					
	Orig Budget	Final Budget	Actual 2026	Variance with Final Budget	Actual 2025
REVENUES					
Property Taxes	\$ 1,001,496,971	\$ 1,001,496,971	\$ 794,243,429	\$ (207,253,541)	\$ 946,887,449
Sales Taxes	6,000,000	6,000,000	3,018,058	(2,981,942)	8,465,777
State Funds	590,784,324	590,859,679	187,051,880	(403,807,799)	558,627,472
Federal Funds	-	-	-	-	-
Charges for Services	1,000,000	1,000,000	148,389	(851,611)	1,271,658
Investment Earnings	17,500,000	17,500,000	7,440,180	(10,059,820)	25,443,797
Miscellaneous	2,730,000	2,730,000	323,052	(2,406,948)	3,427,217
Total revenues	<u>1,619,511,295</u>	<u>1,619,586,650</u>	<u>992,224,988</u>	<u>(627,361,662)</u>	<u>1,544,123,370</u>
EXPENDITURES					
Current					
Instruction	882,624,532	883,339,108	314,837,045	568,502,063	919,354,380
Pupil Services	123,860,091	122,098,116	40,729,817	81,368,299	98,266,441
Improvement of Instructional Services	46,417,154	48,349,660	12,364,320	35,985,340	19,440,348
Instructional Staff Training	1,029,984	1,163,803	131,862	1,031,941	606,613
Educational Media Services	19,245,384	19,413,602	6,870,690	12,542,912	23,982,980
Federal Grant Administration	-	-	-	-	23,598
General Administration	43,738,097	41,416,282	15,278,393	26,137,889	57,533,446
School Administration	92,237,118	92,070,106	35,065,790	57,004,316	90,642,207
Support Services - Business	12,819,712	13,425,870	8,044,947	5,380,923	23,469,802
Maintenance And Operation	227,960,722	225,758,269	79,836,795	145,921,473	169,324,234
School Safety And Security	12,437,618	31,518,216	11,164,705	20,353,511	21,696,769
Student Transportation Service	91,918,519	93,660,996	26,186,935	67,474,061	82,898,384
Support Services - Central	55,057,472	55,942,179	21,835,757	34,106,422	51,003,878
Other Support Services	1,734,444	1,617,776	4,114	1,613,662	29,994
School Nutrition Program	336,368	336,368	-	336,368	405,846
Enterprise Operations	1,290,576	(7,401)	131,218	(138,620)	1,015,659
Capital Outlays					
Facilities Acquisition & Construction	-	1,000,000	85,392	914,608	914,772
Debt Service	-	-	-	-	-
Total current	<u>1,612,707,789</u>	<u>1,631,102,950</u>	<u>572,567,780</u>	<u>1,058,535,170</u>	<u>1,560,609,351</u>
Total expenditures	<u>1,612,707,789</u>	<u>1,631,102,950</u>	<u>572,567,780</u>	<u>1,058,535,170</u>	<u>1,560,609,351</u>
Excess (deficiency) of revenues over expenditures	<u>6,803,506</u>	<u>(11,516,300)</u>	<u>419,657,208</u>	<u>431,173,508</u>	<u>(16,485,981)</u>
OTHER FINANCING SOURCES (USES)					
Operating Transfers From Other Funds	-	-	-	-	31,478,428
Operating Transfers To Other Funds	(8,100,000)	(8,100,000)	(3,134,125)	4,965,875	(62,366,466)
Sale or Compensation for the Loss of Capital Assets	100,000	100,000	78,818	(21,182)	139,370
Total other financing sources (uses)	<u>(8,000,000)</u>	<u>(8,000,000)</u>	<u>(3,055,307)</u>	<u>4,944,693</u>	<u>(30,748,667)</u>
Net change in fund balances	(1,196,494)	(19,516,300)	416,601,901	436,118,201	(47,234,648)
Fund balances - beginning	443,110,756	443,110,756	443,110,756	-	490,345,404
Fund balances - ending	<u>\$ 441,914,261</u>	<u>\$ 423,594,456</u>	<u>\$ 859,712,656</u>	<u>\$ 436,118,201</u>	<u>\$ 443,110,756</u>

DEKALB COUNTY BOARD OF EDUCATION
Schedule of Revenues, Expenditures and Changes in Fund Balances - Budget and Actual
All major fund types
For the Year-to-Date as of June 30, 2026
With Comparative Totals for June 30, 2025

	CAPITAL PROJECTS FUND				
	Orig Budget	Final Budget	Actual 2026	Variance with Final Budget	Actual 2025
REVENUES					
Property Taxes	\$ -	\$ -	\$ -	\$ -	\$ -
Sales Taxes	429,000,000	429,000,000	51,527,484	(377,472,516)	154,532,044
State Funds	-	-	-	-	4,554,541
Federal Funds	-	-	-	-	-
Charges for Services	-	-	-	-	-
Investment Earnings	1,750,000	1,750,000	9,724,556	7,974,556	28,725,933
Miscellaneous	-	-	25,077	25,077	340,058
Total revenues	430,750,000	430,750,000	61,277,117	(369,472,883)	188,152,576
EXPENDITURES					
Current					
Instruction	-	58,994,734	6,873,162	52,121,572	23,631,055
Pupil Services	-	-	-	-	-
Improvement of Instructional Services	-	56,340,418	6,582,460	49,757,959	13,344,860
Instructional Staff Training	-	-	-	-	-
Educational Media Services	-	-	-	-	-
Federal Grant Administration	-	-	-	-	-
General Administration	-	-	-	-	-
School Administration	-	-	-	-	-
Support Services - Business	-	-	-	-	-
Maintenance And Operation	10,045,882	10,991,635	832,727	10,158,908	1,801,398
School Safety And Security	-	-	-	-	-
Student Transportation Service	1,000,000	7,195,773	1,830,387	5,365,386	2,779,790
Support Services - Central	18,000,000	36,990,187	7,118,621	29,871,567	5,127,797
Other Support Services	-	-	-	-	-
School Nutrition Program	-	-	-	-	-
Enterprise Operations	-	-	-	-	-
Capital Outlays					
Facilities Acquisition & Construction	373,663,829	974,256,730	82,272,562	891,984,168	200,482,662
Debt Service	-	434,566	-	434,566	-
Total current	402,709,712	1,145,204,044	105,509,918	1,039,694,126	247,167,561
Total expenditures	402,709,712	1,145,204,044	105,509,918	1,039,694,126	247,167,561
Excess (deficiency) of revenues over expenditures	28,040,288	(714,454,044)	(44,232,802)	670,221,242	(59,014,986)
OTHER FINANCING SOURCES (USES)					
Operating Transfers From Other Funds	-	-	-	-	54,986,031
Operating Transfers To Other Funds	(83,403,442)	(83,403,442)	-	83,403,442	-
Sale or Compensation for the Loss of Capital Assets	-	-	-	-	1,062,862
Total other financing sources (uses)	(83,403,442)	(83,403,442)	-	83,403,442	56,048,893
Net change in fund balances	(55,363,154)	(797,857,486)	(44,232,802)	753,624,684	(2,966,093)
Fund balances - beginning	615,673,952	615,673,952	615,673,952	-	618,640,045
Fund balances - ending	\$ 560,310,799	\$ (182,183,534)	\$ 571,441,150	\$ 753,624,684	\$ 615,673,952

DEKALB COUNTY BOARD OF EDUCATION
 Schedule of Revenues, Expenditures and Changes in Fund Balances - Budget and Actual
 All major fund types
 For the Year-to-Date as of June 30, 2026
 With Comparative Totals for June 30, 2025

	SCHOOL NUTRITION FUND				
	Orig Budget	Final Budget	Actual 2026	Variance with Final Budget	Actual 2025
REVENUES					
Property Taxes	\$ -	\$ -	\$ -	\$ -	\$ -
Sales Taxes	-	-	-	-	-
State Funds	-	-	667,048	667,048	1,772,268
Federal Funds	10,357,738	10,357,738	20,817,770	10,460,032	58,982,581
Charges for Services	72,861,878	72,861,878	209,810	(72,652,068)	-
Investment Earnings	-	-	-	-	-
Miscellaneous	612,751	612,751	904,525	291,774	2,164,399
Total revenues	<u>83,832,367</u>	<u>83,832,367</u>	<u>22,599,154</u>	<u>(61,233,214)</u>	<u>-</u>
EXPENDITURES					
Current					
Instruction	-	-	-	-	-
Pupil Services	-	-	-	-	-
Improvement of Instructional Services	-	-	-	-	-
Instructional Staff Training	-	-	-	-	-
Educational Media Services	-	-	-	-	-
Federal Grant Administration	-	-	-	-	-
General Administration	-	-	-	-	-
School Administration	-	-	-	-	-
Support Services - Business	-	-	53,959	(53,959)	49,532
Maintenance And Operation	-	-	-	-	-
School Safety And Security	-	-	-	-	-
Student Transportation Service	-	-	-	-	-
Support Services - Central	-	-	-	-	-
Other Support Services	-	-	-	-	-
School Nutrition Program	85,832,367	85,832,367	25,461,320	60,371,048	63,309,133
Enterprise Operations	-	-	-	-	-
Capital Outlays	-	-	-	-	-
Facilities Acquisition & Construction	-	-	-	-	-
Debt Service	-	-	-	-	-
Total current	<u>85,832,367</u>	<u>85,832,367</u>	<u>25,515,279</u>	<u>60,317,088</u>	<u>63,358,665</u>
Total expenditures	<u>85,832,367</u>	<u>85,832,367</u>	<u>25,515,279</u>	<u>60,317,088</u>	<u>63,358,665</u>
Excess (deficiency) of revenues over expenditures	<u>(2,000,000)</u>	<u>(2,000,000)</u>	<u>(2,916,125)</u>	<u>(916,125)</u>	<u>(439,417)</u>
OTHER FINANCING SOURCES (USES)					
Operating Transfers From Other Funds	2,000,000	2,000,000	-	(2,000,000)	464,659
Operating Transfers To Other Funds	-	-	-	-	-
Sale or Compensation for the Loss of Capital Assets	-	-	-	-	-
Total other financing sources (uses)	<u>2,000,000</u>	<u>2,000,000</u>	<u>-</u>	<u>(2,000,000)</u>	<u>464,659</u>
Net change in fund balances	0	0	(2,916,125)	(2,916,125)	25,242
Fund balances - beginning	28,370,063	28,370,063	28,370,063	-	28,344,821
Fund balances - ending	<u>\$ 28,370,063</u>	<u>\$ 28,370,063</u>	<u>\$ 25,453,938</u>	<u>\$ (2,916,125)</u>	<u>28,370,063</u>

DEKALB COUNTY BOARD OF EDUCATION
Schedule of Revenues, Expenditures and Changes in Fund Balances - Budget and Actual
All major fund types
For the Year-to-Date as of June 30, 2026
With Comparative Totals for June 30, 2025

NONMAJOR GOVERNMENTAL FUNDS					
	Orig Budget	Final Budget	Actual 2026	Variance with Final Budget	Actual 2025
REVENUES					
Property Taxes	\$ -	\$ -	\$ -	\$ -	\$ -
Sales Taxes	-	-	-	-	-
State Funds	-	22,894,784	11,728,373	(11,166,411)	48,833,992
Federal Funds	-	85,007,060	33,313,735	(51,693,324)	188,407,564
Charges for Services	-	-	2,921,511	2,921,511	2,572,201
Investment Earnings	-	-	2,409	2,409	14,905
Miscellaneous	90,320	6,582,133	5,978,915	(603,217)	20,874,561
Total revenues	<u>90,320</u>	<u>114,483,977</u>	<u>53,944,944</u>	<u>(60,539,033)</u>	<u>260,703,223</u>
EXPENDITURES					
Current					
Instruction	16,280,706	56,055,336	22,827,876	33,227,460	130,265,467
Pupil Services	3,654,143	15,343,793	9,631,986	5,711,807	38,799,169
Improvement of Instructional Services	-	1,114,750	387,997	726,753	3,236,069
Instructional Staff Training	24,406,992	32,791,560	9,717,788	23,073,772	31,023,752
Educational Media Services	29,700	25,013	4,857	20,155	625,854
Federal Grant Administration	4,452,160	5,458,591	2,161,916	3,296,675	4,836,467
General Administration	175,254	2,226,147	644,657	1,581,490	5,078,060
School Administration	-	186,079	111,731	74,348	2,397,400
Support Services - Business	10,500	146,500	86,874	59,626	597,576
Maintenance And Operation	131,790	122,350	19,590	102,760	7,316,152
School Safety And Security	-	2,856,820	3,109,680	(252,860)	6,220,551
Student Transportation Service	405,957	2,004,487	563,594	1,440,893	5,525,452
Support Services - Central	14,700	707,748	22,154	685,594	1,434,826
Other Support Services	-	491,585	123,181	368,404	467,661
School Nutrition Program	-	-	-	-	1,616,511
Enterprise Operations	4,674,000	4,699,000	757,945	3,941,055	3,997,935
Capital Outlays	-	-	-	-	20,644,454
Facilities Acquisition & Construction	-	-	-	-	-
Debt Service	54,235,900	124,229,759	50,171,827	74,057,931	264,083,356
Total current	<u>54,235,900</u>	<u>124,229,759</u>	<u>50,171,827</u>	<u>74,057,931</u>	<u>264,083,356</u>
Total expenditures	<u>(54,145,580)</u>	<u>(9,745,782)</u>	<u>3,773,116</u>	<u>13,518,899</u>	<u>(3,380,132)</u>
Excess (deficiency) of revenues over expenditures					
OTHER FINANCING SOURCES (USES)	4,774,000	4,774,000	3,253,808	(1,520,192)	8,018,741
Operating Transfers From Other Funds	-	(134,750)	(119,683)	15,067	(32,581,394)
Operating Transfers To Other Funds	-	-	-	-	-
Sale or Compensation for the Loss of Capital Assets	4,774,000	4,639,250	3,134,125	(1,505,125)	(24,562,652)
Total other financing sources (uses)	<u>(49,371,580)</u>	<u>(5,106,532)</u>	<u>6,907,242</u>	<u>12,013,774</u>	<u>(27,942,785)</u>
Net change in fund balances	<u>12,957,881</u>	<u>12,957,881</u>	<u>12,957,881</u>	<u>-</u>	<u>40,900,666</u>
Fund balances - beginning	\$ (36,413,699)	\$ 7,851,349	\$ 19,865,123	\$ 12,013,774	\$ 12,957,881
Fund balances - ending					