



# STRATEGIC PLAN 2026-2031

*Help Write  
Our Story*



# STRATEGIC PLANNING MODEL



# GSBA STRATEGIC PLANNING FACILITATION

- Step 1 Governance Team Commitment
- Step 2 Board Training and SWOT
- Step 3 Community Engagement SWOT
- Step 4 Community Survey
- Step 5 Planning Team Meeting
- Step 6 Action Team Meeting
- Step 7 Goal Area Independent Work
- Step 8 Completion of mission, vision, beliefs (if needed)
- Planning Team reconvene if needed (virtual)
- Step 9 Board Approval



# COMMUNITY ENGAGEMENT INFORMS



# Community Feedback by the Numbers

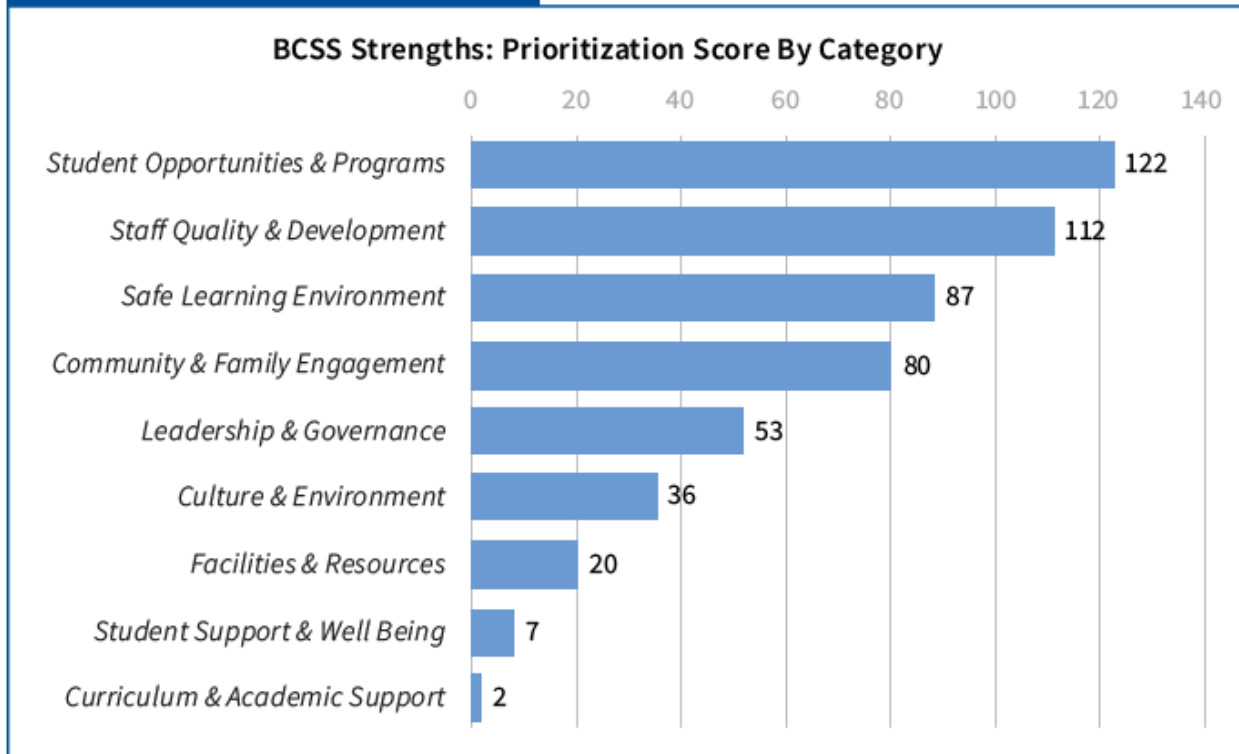
| Community Feedback Event                       |       |
|--|-------|
| Total Attendees                                | 240   |
| % Attendees that were parents of BCSS Students | 33.3% |
| % Attendees that were BCSS employees           | 76.7% |

| Community Online Survey                          |       |
|--|-------|
| Total Respondents                                | 691   |
| % Respondents that were parents of BCSS Students | 63.8% |
| % Respondents that were BCSS employees           | 45.6% |

# STRENGTHS

## Community Feedback Event



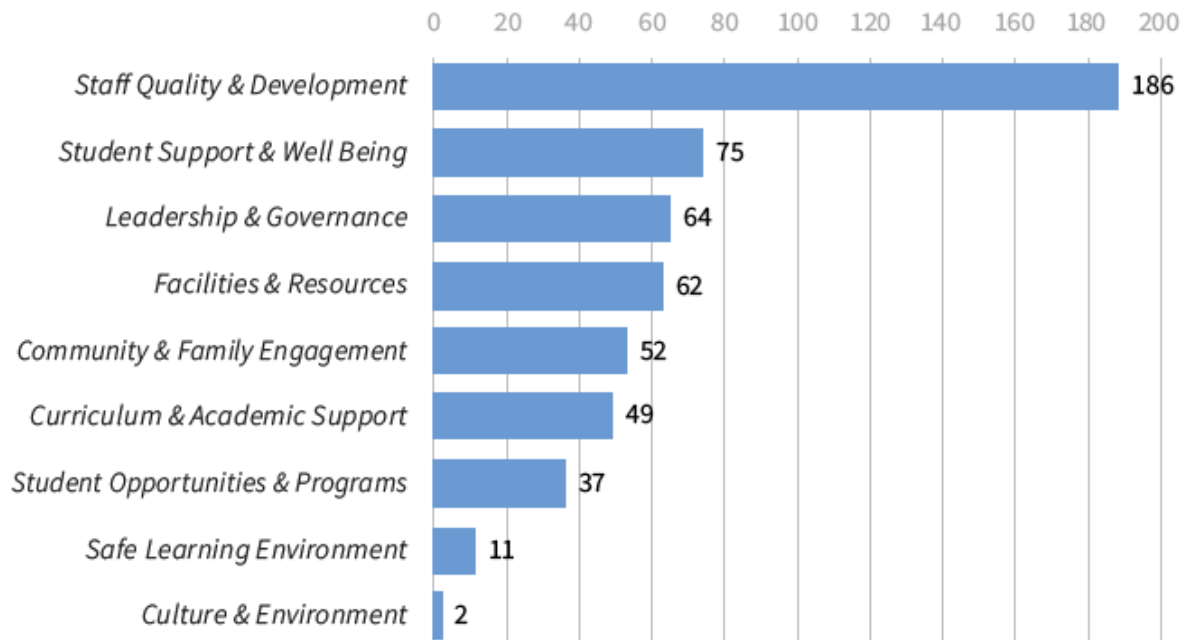
## Community Survey Top 3 Categories

| Strength Area  | #Total Responses | % of Total Responses | # Times Rates as Top Strength |
|--|------------------|----------------------|-------------------------------|
| <i>Focus on providing students &amp; staff a safe learning environment</i> | 184              | 14.76%               | 106                           |
| <i>Level of focus on student achievement</i>                               | 159              | 12.75%               | 83                            |
| <i>Dual Enrollment opportunities</i>                                       | 117              | 9.38%                | 72                            |

# AREAS NEEDING IMPROVEMENT

## Community Feedback Event

BCSS Areas Needing Improvement: Prioritization Score By Category



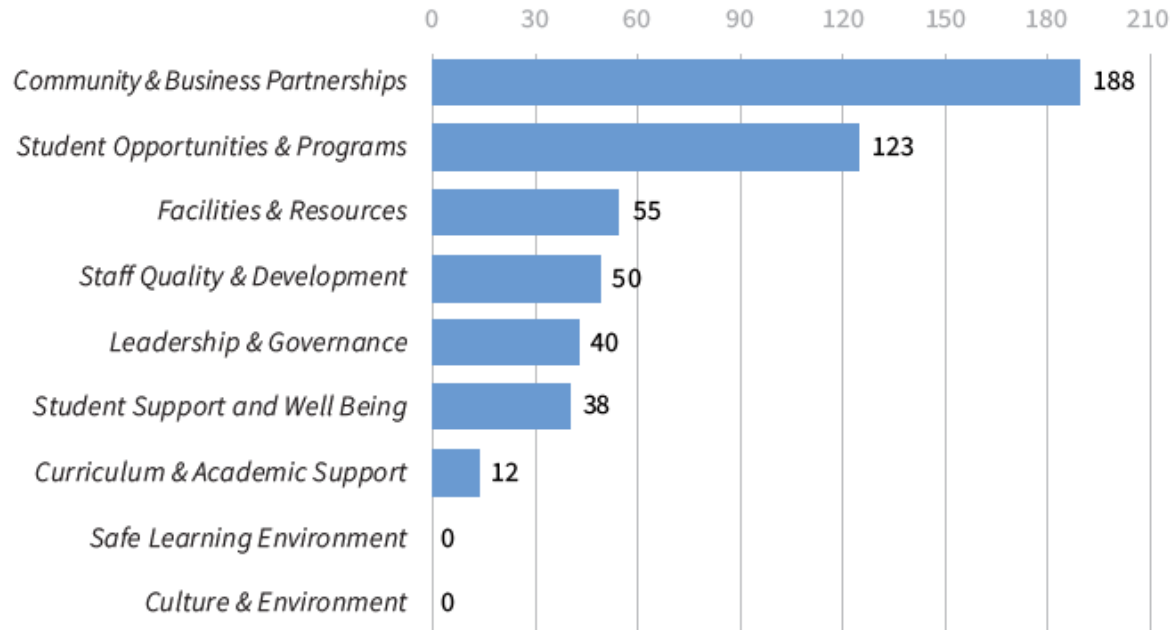
## Community Survey Top 3 Categories

| Area of Greatest Need of Improvement for Students               | #Total Responses | % of Total Responses | # Times Rated as Top Improvement Need |
|---|------------------|----------------------|---------------------------------------|
| <i>Policies to recruit and retain highly qualified teachers</i> | 192              | 15.37%               | 112                                   |
| <i>Level of parental support in the district</i>                | 124              | 9.93%                | 67                                    |
| <i>Methods used to assess student achievement</i>               | 83               | 6.65%                | 36                                    |

# OPPORTUNITIES

## Community Feedback Event

BCSS Opportunities: Prioritization Score By Category



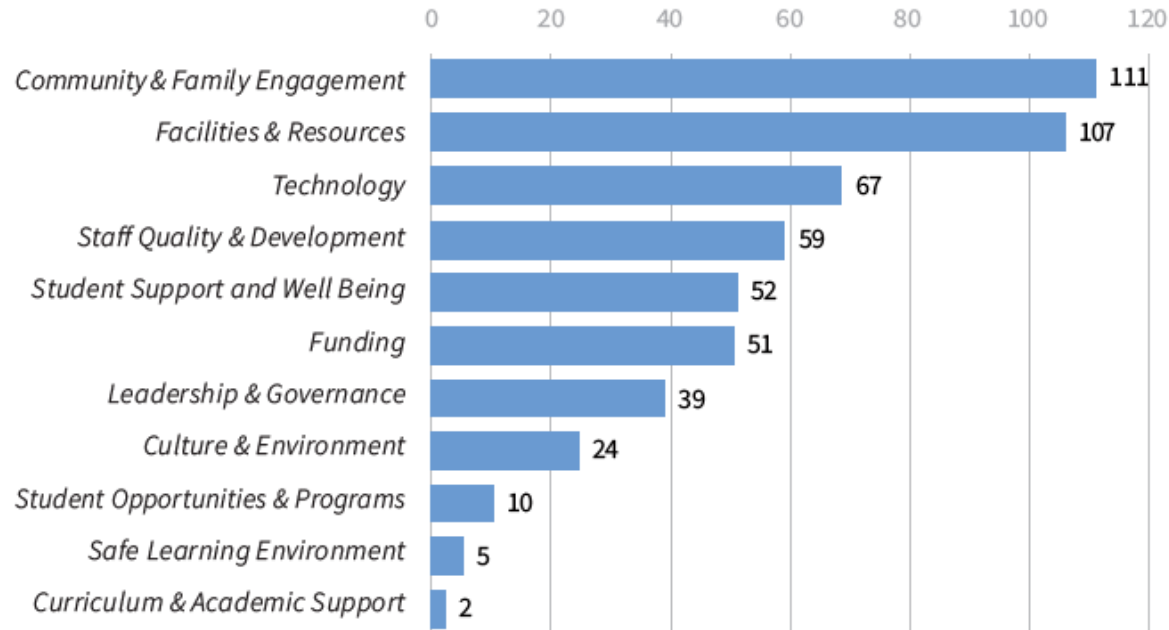
## Community Survey Top 3 Categories

| Area of Greatest Potential Improvement Opportunity | #Total Responses | % of Total Responses | #Times Rated as Top Greatest Improv. Potential |
|--|------------------|----------------------|--|
| Hiring/Keeping quality teachers and staff          | 308              | 35.24%               | 444  |
| Getting parents involved with the school district  | 112              | 21.67%               | 273  |
| Increased Funding (State, Federal)                 | 120              | 21.03%               | 265  |

# THREATS

## Community Feedback Event

BCSS Threats: Prioritization Score By Category

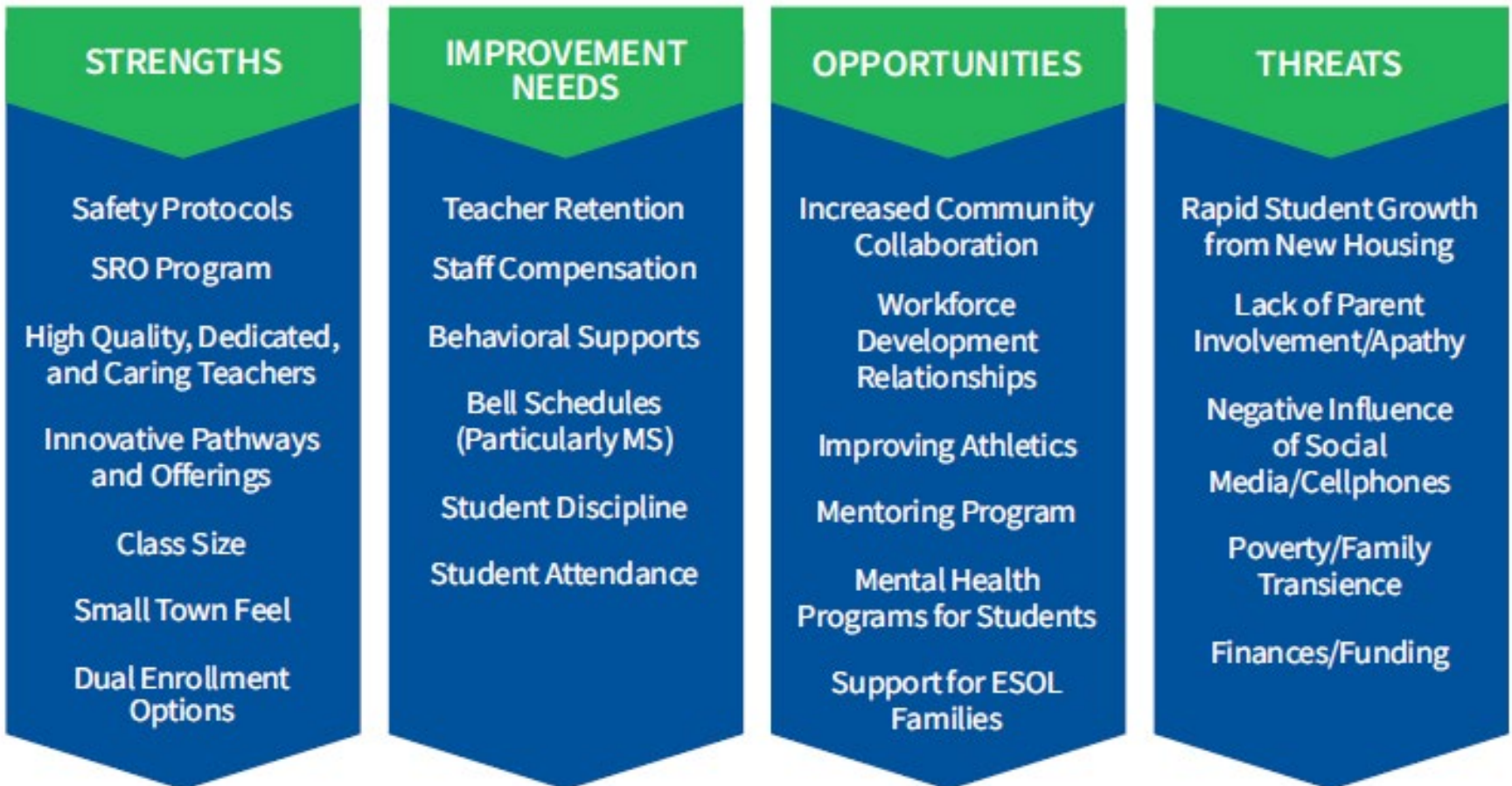


## Community Survey Top 3 Categories

| Area of Greatest Future Challenge   | #Total Responses | % of Total Responses | #Times Rated as Top Future Challenge |
|-------------------------------------|------------------|----------------------|--------------------------------------|
| Constantly changing population      | 247              | 29.14%               | 366                                  |
| Funding (State, Federal)            | 133              | 26.11%               | 328                                  |
| Effects of poverty on the community | 104              | 21.34%               | 268                                  |



# CONSENSUS FEEDBACK THEMES

The graphic below outlines the narrow themes and ideas that had broad consensus and prioritization across stakeholder feedback on both the Community Feedback Event and the online survey.

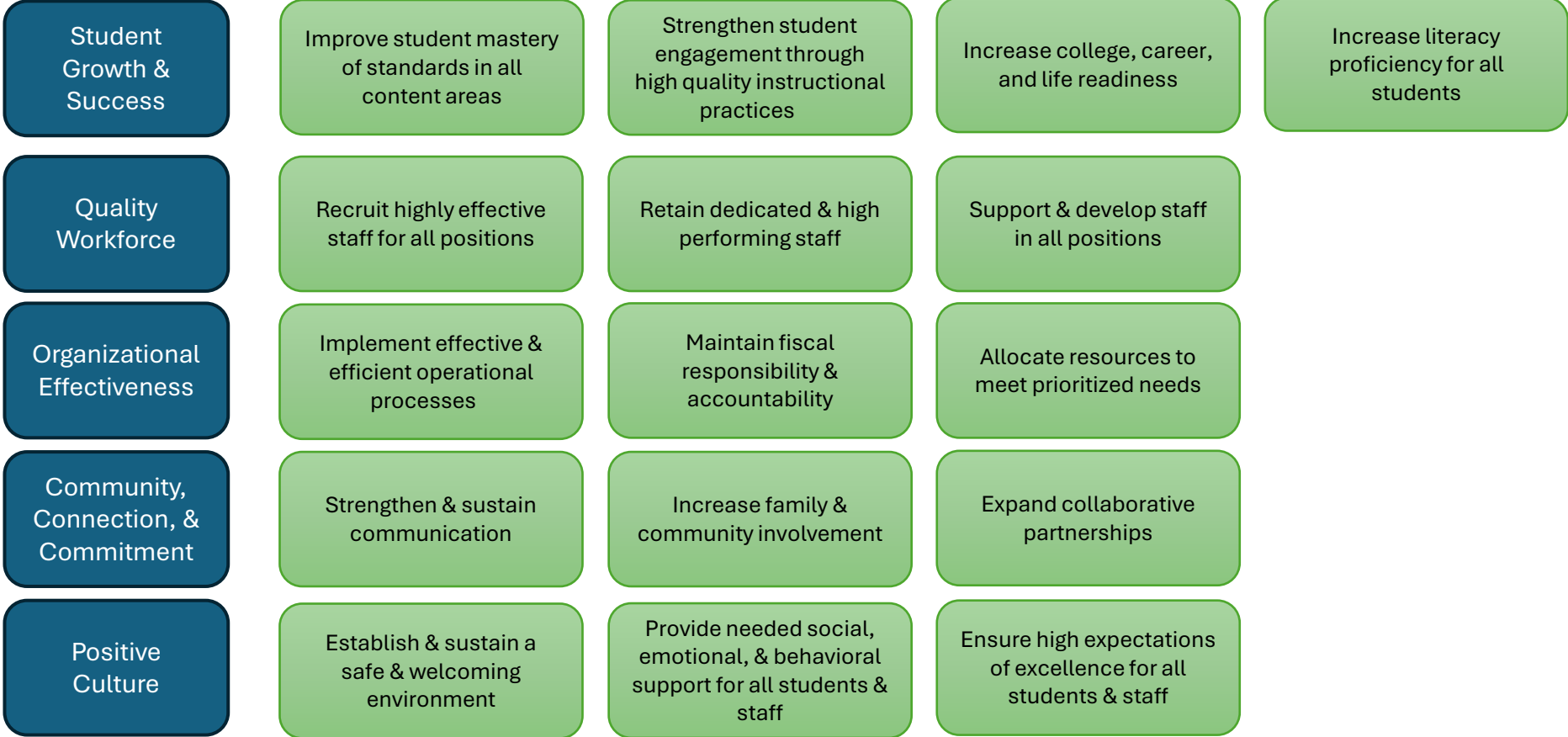


Thank you to our Planning Team





# BCSS **Draft** Strategy Map: December 9<sup>th</sup>, 2025



Draft proposal subject to change and revision

# Next Steps

01

Action Team  
Meeting – January  
26<sup>th</sup>

02

Goal Area  
Independent Work  
– Feb/March

03

BOE Adoption –  
April/May