

# Monthly Financial Report

December 31, 2025

---

FISCAL YEAR 2026

---

DeKalb County School District  
Byron Schueneman, Chief Financial Officer



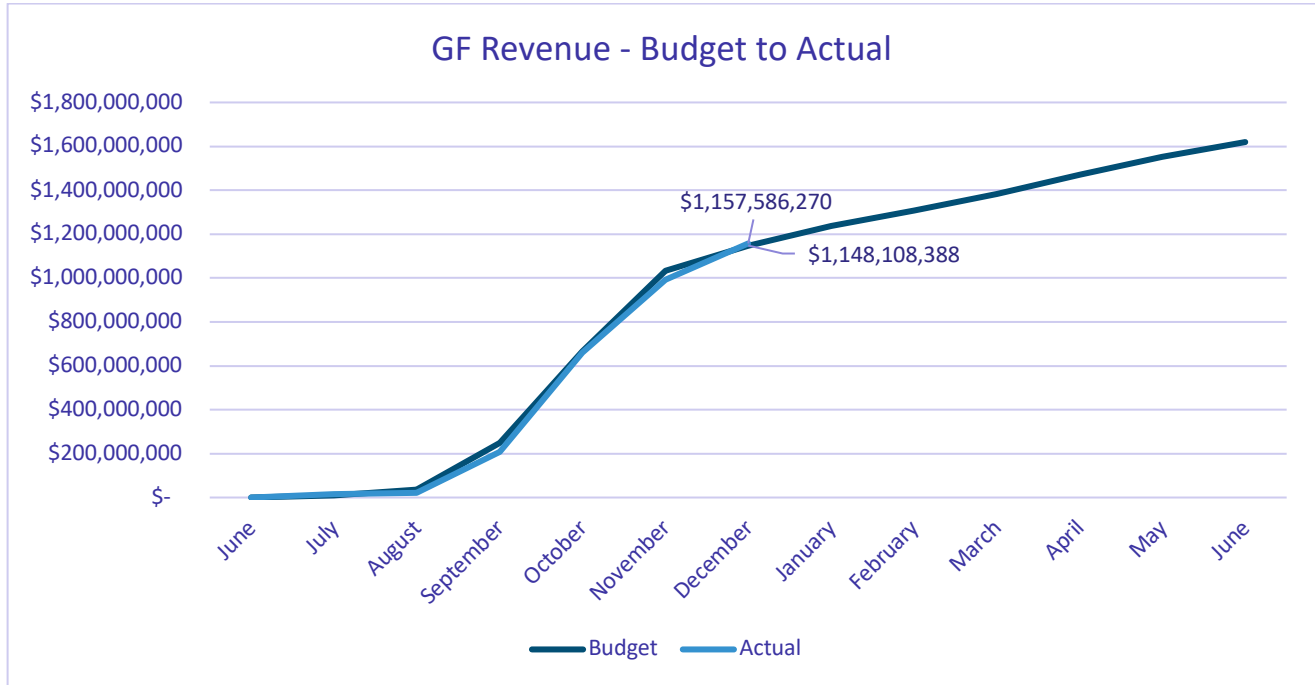
---

## Table of Contents

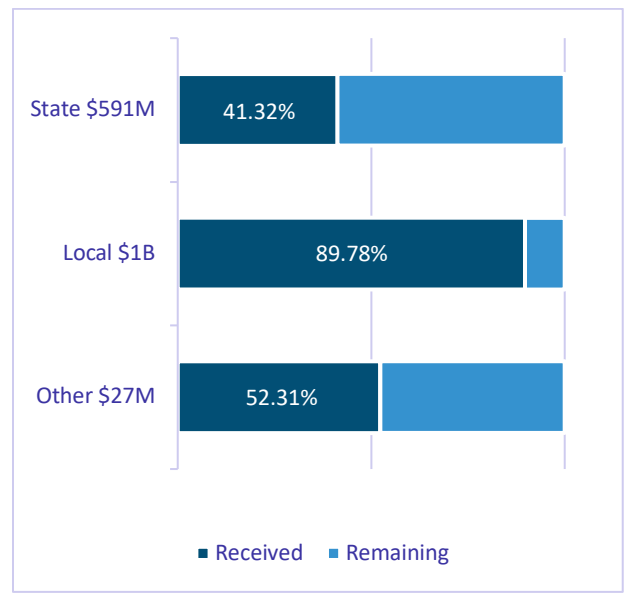
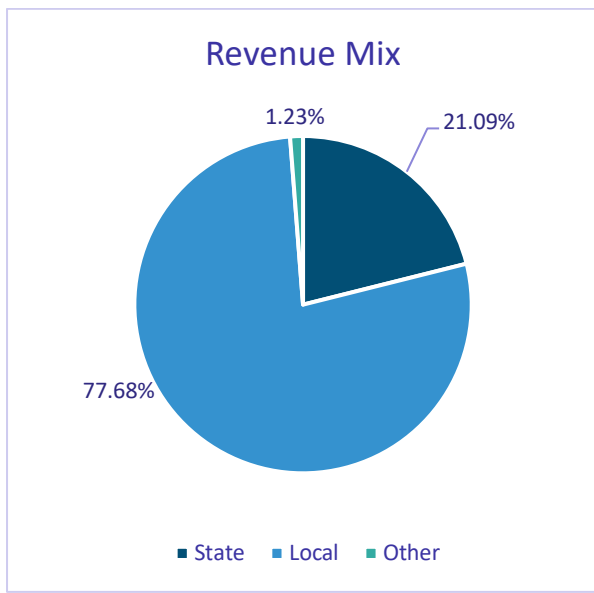
<u>KEY PERFORMANCE INDICATORS</u>	<u>3</u>
<u>BALANCE SHEET</u>	<u>7</u>
<u>STATEMENT OF REVENUES, EXPENDITURES AND CHANGES IN FUND BALANCES</u>	<u>8</u>
<u>SRECFB - BUDGET TO ACTUAL</u>	<u>9</u>

# Key Performance Indicators

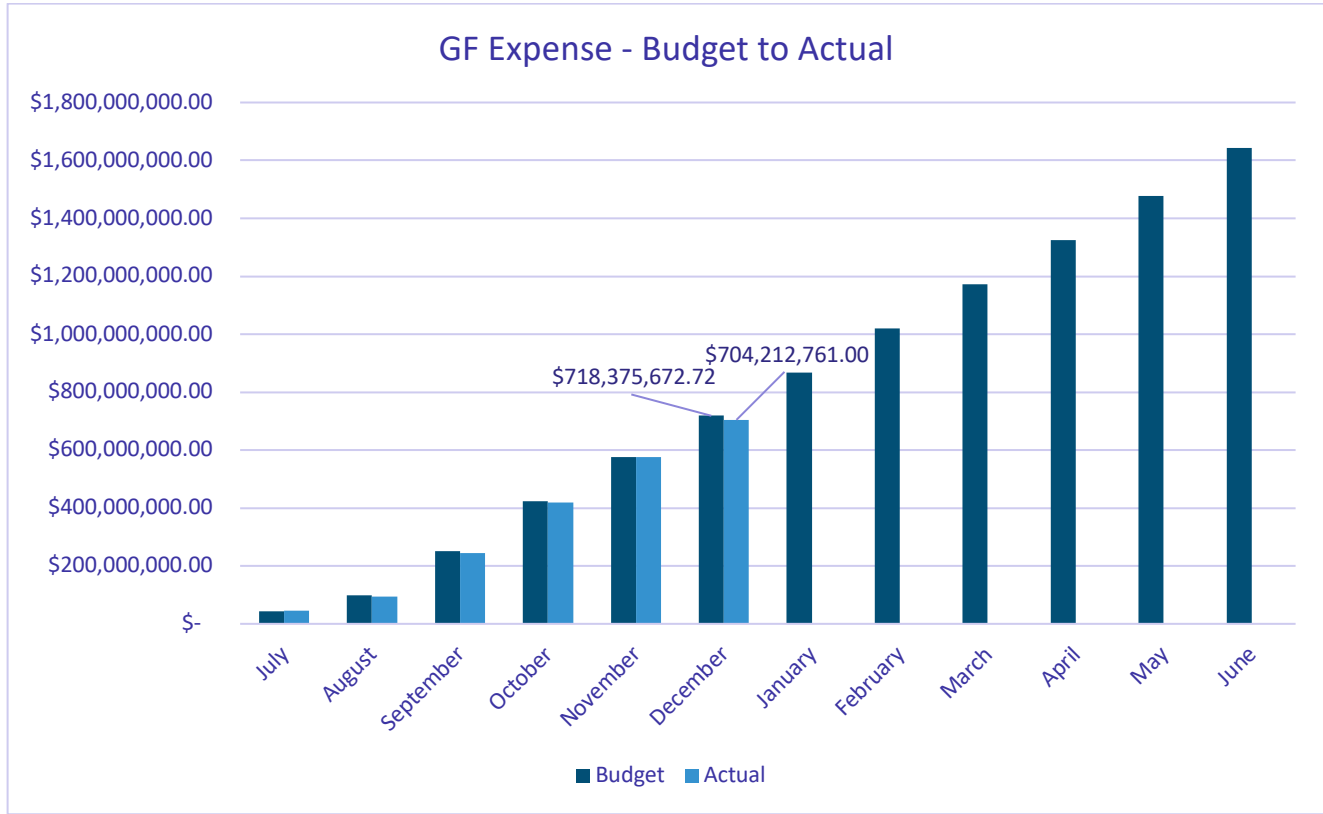
## General Fund Revenues



	Amount Collected	Percentage of Budget
Actual	\$1.158B	71.5%
Benchmark	\$1.148B	70.9%
Difference	\$9.5M	0.6%

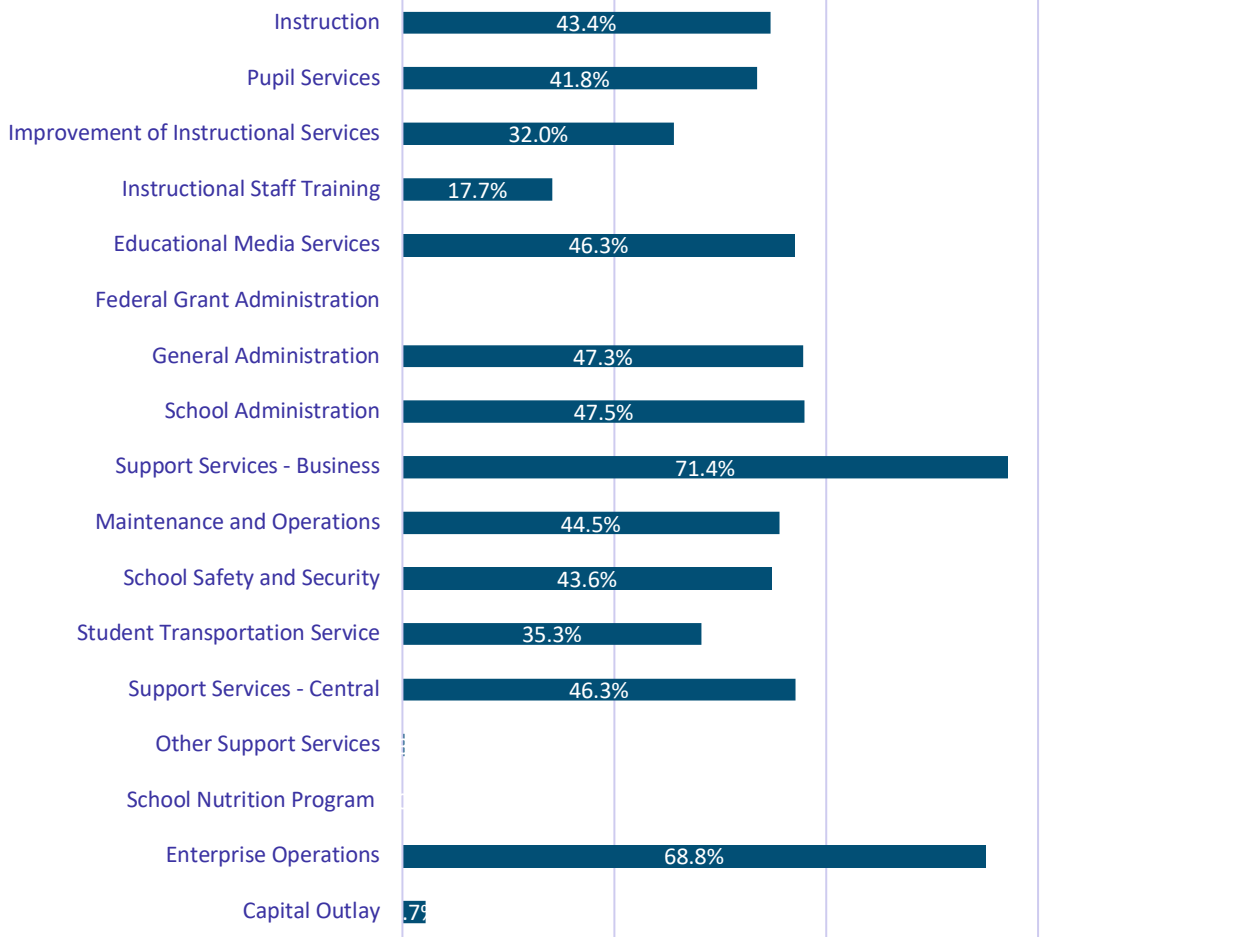


## General Fund Expenses

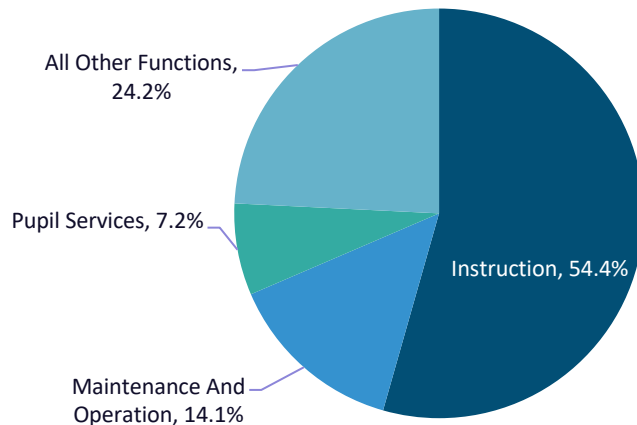


	Amount Spent	Percentage of Budget
Actual + Transfer Out	\$718.4M	43.2%
Benchmark	\$704.2M	43.7%
Difference	<b>\$14.2M</b>	<b>0.5%</b>

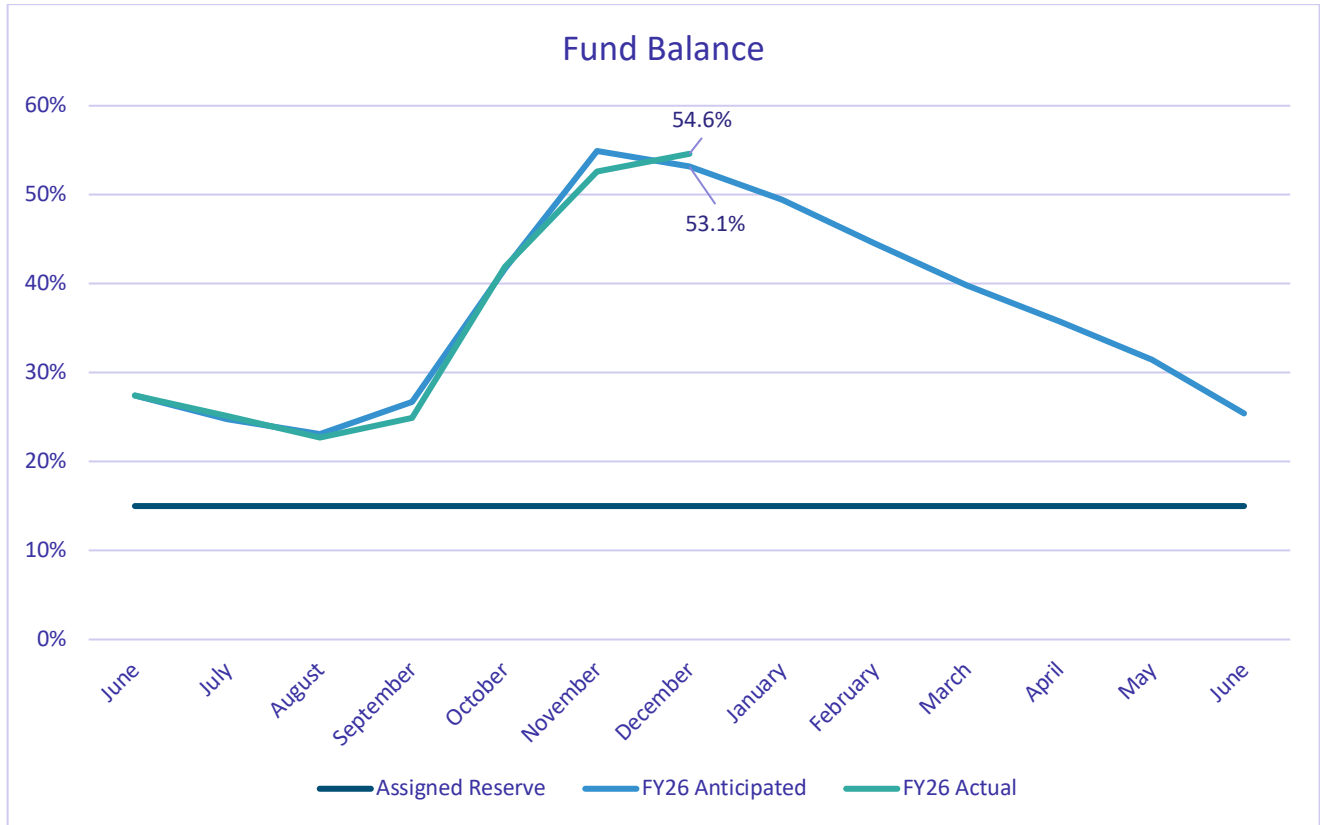
### GF Budget Utilization by Function



Significant Functions	Amount Spent	Percentage of Total Spend
Instruction	\$383.1M	54.4%
M&O	\$99.5M	14.1%
Pupil Services	\$51.0M	7.2%



## Fund Balance



	FY26 Fund Balance	FY26 Actual	FY26 Anticipated
Nonspendable	\$1.5M		
Committed (15%)	\$241.9M	15.0%	15.0%
Unassigned	\$650.1	39.6%	38.1%
<b>Total</b>	<b>\$893.4M</b>	<b>54.6%</b>	<b>53.1%</b>

DEKALB COUNTY BOARD OF EDUCATION  
Balance Sheet  
Governmental Funds  
December 31, 2025

	GENERAL FUND	CAPITAL PROJECTS FUND	DEBT SERVICE FUND	SCHOOL NUTRITION FUND	NONMAJOR GOVERNMENTAL FUNDS	TOTAL GOVERNMENTAL FUNDS
<b>Assets</b>						
Cash and Cash Equivalents	\$ 956,722,736	\$ 553,521,696	\$ -	\$ 23,942,493	\$ 4,158,471	\$ 1,538,345,396
Receivable, Net						
Taxes	3,675,014	-	-	-	-	3,675,014
State Government	32,908,652	-	-	-	-	32,908,652
Federal Government	-	-	-	-	16,872,307	16,872,307
Other	-	-	-	3,090	5,700	8,790
Inventories	1,469,897	-	-	1,948,680	-	3,418,577
Total assets and deferred outflows of resources	<u>\$ 994,776,299</u>	<u>\$ 553,521,696</u>	<u>\$ -</u>	<u>\$ 25,894,262</u>	<u>\$ 21,036,478</u>	<u>\$ 1,595,228,736</u>
<b>Liabilities</b>						
Accounts Payable	\$ 915,614	\$ 1,081,873	\$ -	\$ 505,514	\$ 99,168	\$ 2,602,169
Salaries & Benefits Payable	47,385,724	-	-	-	-	47,385,724
Payroll Withholdings Payable	53,042,996	-	-	-	-	53,042,996
Unearned/Unavailable Revenue	-	-	-	-	722,004	722,004
Total liabilities	<u>101,344,335</u>	<u>1,081,873</u>	<u>-</u>	<u>505,514</u>	<u>821,171</u>	<u>103,752,894</u>
Total liabilities and deferred inflows of resources	<u>101,344,335</u>	<u>1,081,873</u>	<u>-</u>	<u>505,514</u>	<u>821,171</u>	<u>103,752,894</u>
<b>FUND BALANCES</b>						
Nonspendable						
Reserve for Inventories	\$ 1,469,897	\$ -	\$ -	\$ 1,948,680	\$ -	\$ 3,418,577
Restricted						
Capital Projects	-	523,966,846	-	-	-	523,966,846
Continuation of Grant Programs	-	-	-	23,440,069	10,944,569	34,384,638
Committed						
Reserve	241,906,168	-	-	-	-	241,906,168
Assigned						
Capital Projects	-	28,472,977	-	-	-	28,472,977
Student Activity Accounts	-	-	-	-	9,270,737	9,270,737
Unassigned						
Total fund balances	<u>650,055,899</u>	<u>552,439,823</u>	<u>-</u>	<u>25,388,748</u>	<u>20,215,307</u>	<u>1,491,475,842</u>
Total Liabilities, Deferred Inflows of Resources, and Fund Balances	<u>\$ 994,776,299</u>	<u>\$ 553,521,696</u>	<u>\$ -</u>	<u>\$ 25,894,262</u>	<u>\$ 21,036,478</u>	<u>\$ 1,595,228,736</u>

The notes to financial statements are an integral part of this statement.

DEKALB COUNTY BOARD OF EDUCATION  
Statement of Revenues, Expenditures and Changes in Fund Balances  
Governmental Funds  
For the Period Ended December 31, 2025

	GENERAL FUND	CAPITAL PROJECTS FUND	DEBT SERVICE FUND	SCHOOL NUTRITION FUND	NONMAJOR GOVERNMENTAL FUND	TOTAL GOVERNMENTAL FUNDS
<b>REVENUES</b>						
Property Taxes	\$ 899,170,763	\$ -	\$ -	\$ -	\$ -	\$ 899,170,763
Sales Taxes	3,735,867	64,505,876	-	-	-	68,241,744
State Funds	244,170,301	-	-	667,048	14,459,318	259,296,667
Federal Funds	-	-	-	25,514,336	40,134,500	65,648,836
Charges for Services	166,197	-	-	301,683	3,501,386	3,969,265
Investment Earnings	9,960,450	11,376,944	-	-	2,409	21,339,803
Miscellaneous	382,692	25,077	-	1,053,149	7,411,392	8,872,310
Total revenues	<u>1,157,586,270</u>	<u>75,907,897</u>	<u>-</u>	<u>27,536,216</u>	<u>65,509,004</u>	<u>1,326,539,388</u>
<b>EXPENDITURES</b>						
Current						
Instruction	383,147,427	22,632,250	-	-	29,231,959	435,011,636
Pupil Services	50,985,321	-	-	-	10,472,232	61,457,553
Improvement of Instructional Services	15,431,875	7,253,302	-	-	421,300	23,106,477
Instructional Staff Training	224,418	-	-	-	12,287,157	12,511,575
Educational Media Services	8,978,561	-	-	-	4,857	8,983,418
Federal Grant Administration	-	-	-	-	2,591,588	2,591,588
General Administration	19,562,464	-	-	-	726,177	20,288,641
School Administration	43,693,081	-	-	-	139,370	43,832,451
Support Services - Business	9,650,736	-	-	64,754	107,190	9,822,680
Maintenance And Operation	99,499,672	999,481	-	-	22,560	100,521,713
School Safety And Security	13,736,803	-	-	-	3,669,078	17,405,880
Student Transportation Service	33,026,683	1,830,387	-	-	568,668	35,425,738
Support Services - Central	26,014,148	7,920,575	-	-	26,291	33,961,013
Other Support Services	4,114	-	-	-	140,973	145,087
School Nutrition Program	-	-	-	30,452,776	-	30,452,776
Enterprise Operations	172,066	-	-	-	976,306	1,148,372
Capital Outlays						
Facilities Acquisition & Construction	85,392	98,506,032	-	-	-	98,591,424
Total expenditures	<u>704,212,761</u>	<u>139,142,027</u>	<u>-</u>	<u>30,517,530</u>	<u>61,385,704</u>	<u>935,258,023</u>
Excess (deficiency) of revenues over expenditures	<u>453,373,509</u>	<u>(63,234,129)</u>	<u>-</u>	<u>(2,981,315)</u>	<u>4,123,300</u>	<u>391,281,365</u>
<b>OTHER FINANCING SOURCES (USES)</b>						
Operating Transfers From Other Funds	-	-	-	-	3,303,164	3,303,164
Operating Transfers To Other Funds	(3,134,125)	-	-	-	(169,039)	(3,303,164)
Sale or Compensation for the Loss of Capital Assets	81,825	-	-	-	-	81,825
Total other financing sources (uses)	<u>(3,052,300)</u>	<u>-</u>	<u>-</u>	<u>-</u>	<u>3,134,125</u>	<u>81,825</u>
Net change in fund balances	450,321,208	(63,234,129)	-	(2,981,315)	7,257,426	391,363,190
Fund balances - beginning	443,110,756	615,673,952	-	28,370,063	12,957,881	1,100,112,652
Fund balances - ending	<u>\$ 893,431,964</u>	<u>\$ 552,439,823</u>	<u>\$ -</u>	<u>\$ 25,388,748</u>	<u>\$ 20,215,307</u>	<u>\$ 1,491,475,842</u>

The notes to financial statements are an integral part of this statement.

DEKALB COUNTY BOARD OF EDUCATION  
Schedule of Revenues, Expenditures and Changes in Fund Balances - Budget and Actual  
All major fund types  
For the Year-to-Date as of June 30, 2026  
With Comparative Totals for June 30, 2025

GENERAL FUND					
	Orig Budget	Final Budget	Actual 2026	Variance with Final Budget	Actual 2025
<b>REVENUES</b>					
Property Taxes	\$ 1,001,496,971	\$ 1,001,496,971	\$ 899,170,763	\$ (102,326,208)	\$ 946,887,449
Sales Taxes	6,000,000	6,000,000	3,735,867	(2,264,133)	8,465,777
State Funds	590,784,324	590,859,679	244,170,301	(346,689,378)	558,627,472
Federal Funds	-	-	-	-	-
Charges for Services	1,000,000	1,000,000	166,197	(833,803)	1,271,658
Investment Earnings	17,500,000	17,500,000	9,960,450	(7,539,550)	25,443,797
Miscellaneous	2,730,000	2,730,000	382,692	(2,347,308)	3,427,217
Total revenues	<u>1,619,511,295</u>	<u>1,619,586,650</u>	<u>1,157,586,270</u>	<u>(462,000,380)</u>	<u>1,544,123,370</u>
<b>EXPENDITURES</b>					
Current					
Instruction	882,913,598	882,914,333	383,147,427	499,766,906	919,354,380
Pupil Services	123,838,091	121,893,765	50,985,321	70,908,444	98,266,441
Improvement of Instructional Services	46,150,088	48,156,869	15,431,875	32,724,994	19,440,348
Instructional Staff Training	1,029,984	1,268,803	224,418	1,044,385	606,613
Educational Media Services	19,245,384	19,404,073	8,978,561	10,425,512	23,982,980
Federal Grant Administration	-	-	-	-	23,598
General Administration	43,738,097	41,354,644	19,562,464	21,792,180	57,533,446
School Administration	92,237,118	92,070,106	43,693,081	48,377,025	90,642,207
Support Services - Business	12,819,712	13,510,399	9,650,736	3,859,663	23,469,802
Maintenance And Operation	227,960,722	223,842,712	99,499,672	124,343,039	169,324,234
School Safety And Security	12,437,618	31,518,216	13,736,803	17,781,413	21,696,769
Student Transportation Service	91,918,519	93,669,001	33,026,683	60,642,318	82,898,384
Support Services - Central	55,057,472	56,130,329	26,014,148	30,116,181	51,003,878
Other Support Services	1,734,444	1,617,776	4,114	1,613,662	29,994
School Nutrition Program	336,368	336,368	-	336,368	405,846
Enterprise Operations	1,290,576	250,000	172,066	77,934	1,015,659
Capital Outlays	-	3,165,557	85,392	3,080,165	914,772
Debt Service	-	-	-	-	-
Total current	<u>1,612,707,789</u>	<u>1,631,102,950</u>	<u>704,212,761</u>	<u>926,890,188</u>	<u>1,560,609,351</u>
Total expenditures	<u>1,612,707,789</u>	<u>1,631,102,950</u>	<u>704,212,761</u>	<u>926,890,188</u>	<u>1,560,609,351</u>
Excess (deficiency) of revenues over expenditures	<u>6,803,506</u>	<u>(11,516,300)</u>	<u>453,373,509</u>	<u>464,889,809</u>	<u>(16,485,981)</u>
<b>OTHER FINANCING SOURCES (USES)</b>					
Operating Transfers From Other Funds	-	-	-	-	31,478,428
Operating Transfers To Other Funds	(8,100,000)	(8,100,000)	(3,134,125)	4,965,875	(62,366,466)
Sale or Compensation for the Loss of Capital Assets	100,000	100,000	81,825	(18,175)	139,370
Total other financing sources (uses)	<u>(8,000,000)</u>	<u>(8,000,000)</u>	<u>(3,052,300)</u>	<u>4,947,700</u>	<u>(30,748,667)</u>
Net change in fund balances	(1,196,494)	(19,516,300)	450,321,208	469,837,508	(47,234,648)
Fund balances - beginning	443,110,756	443,110,756	443,110,756	-	490,345,404
Fund balances - ending	<u>\$ 441,914,261</u>	<u>\$ 423,594,456</u>	<u>\$ 893,431,964</u>	<u>\$ 469,837,508</u>	<u>\$ 443,110,756</u>

The notes to financial statements are an integral part of this statement.

DEKALB COUNTY BOARD OF EDUCATION  
Schedule of Revenues, Expenditures and Changes in Fund Balances - Budget and Actual  
All major fund types  
For the Year-to-Date as of June 30, 2026  
With Comparative Totals for June 30, 2025

	CAPITAL PROJECTS FUND				
	Orig Budget	Final Budget	Actual 2026	Variance with Final Budget	Actual 2025
<b>REVENUES</b>					
Property Taxes	\$ -	\$ -	\$ -	\$ -	\$ -
Sales Taxes	-	429,000,000	64,505,876	(364,494,124)	-
State Funds	-	-	-	-	154,532,044
Federal Funds	-	-	-	-	4,554,541
Charges for Services	-	-	-	-	-
Investment Earnings	1,750,000	1,750,000	11,376,944	9,626,944	28,725,933
Miscellaneous	-	-	25,077	25,077	340,058
Total revenues	<u>1,750,000</u>	<u>430,750,000</u>	<u>75,907,897</u>	<u>(354,842,103)</u>	<u>188,152,576</u>
<b>EXPENDITURES</b>					
Current					
Instruction	-	58,994,734	22,632,250	36,362,485	23,631,055
Pupil Services	-	-	-	-	-
Improvement of Instructional Services	-	56,340,418	7,253,302	49,087,116	13,344,860
Instructional Staff Training	-	-	-	-	-
Educational Media Services	-	-	-	-	-
Federal Grant Administration	-	-	-	-	-
General Administration	-	-	-	-	-
School Administration	-	-	-	-	-
Support Services - Business	-	-	-	-	-
Maintenance And Operation	10,000,000	9,008,365	999,481	8,008,884	1,801,398
School Safety And Security	-	-	-	-	-
Student Transportation Service	-	5,748,403	1,830,387	3,918,016	2,779,790
Support Services - Central	18,000,000	36,990,187	7,920,575	29,069,613	5,127,797
Other Support Services	-	-	-	-	-
School Nutrition Program	-	-	-	-	-
Enterprise Operations	-	-	-	-	-
Capital Outlays	201,563,473	823,580,542	98,506,032	725,074,510	200,482,662
Debt Service	-	434,566	-	434,566	-
Total current	<u>229,563,473</u>	<u>991,097,217</u>	<u>139,142,027</u>	<u>851,955,190</u>	<u>247,167,561</u>
Total expenditures	<u>229,563,473</u>	<u>991,097,217</u>	<u>139,142,027</u>	<u>851,955,190</u>	<u>247,167,561</u>
Excess (deficiency) of revenues over expenditures	<u>(227,813,473)</u>	<u>(560,347,217)</u>	<u>(63,234,129)</u>	<u>497,113,087</u>	<u>(59,014,986)</u>
<b>OTHER FINANCING SOURCES (USES)</b>					
Operating Transfers From Other Funds	-	-	-	-	54,986,031
Operating Transfers To Other Funds	-	83,403,442	-	(83,403,442)	-
Sale or Compensation for the Loss of Capital Assets	-	-	-	-	1,062,862
Total other financing sources (uses)	<u>-</u>	<u>83,403,442</u>	<u>-</u>	<u>(83,403,442)</u>	<u>56,048,893</u>
Net change in fund balances	<u>(227,813,473)</u>	<u>(476,943,775)</u>	<u>(63,234,129)</u>	<u>413,709,645</u>	<u>(2,966,093)</u>
Fund balances - beginning	<u>615,673,952</u>	<u>615,673,952</u>	<u>615,673,952</u>	<u>-</u>	<u>618,640,045</u>
Fund balances - ending	<u>\$ 387,860,479</u>	<u>\$ 138,730,178</u>	<u>\$ 552,439,823</u>	<u>\$ 413,709,645</u>	<u>\$ 615,673,952</u>

The notes to financial statements are an integral part of this statement.

DEKALB COUNTY BOARD OF EDUCATION  
Schedule of Revenues, Expenditures and Changes in Fund Balances - Budget and Actual  
All major fund types  
For the Year-to-Date as of June 30, 2026  
With Comparative Totals for June 30, 2025

	SCHOOL NUTRITION FUND				
	Orig Budget	Final Budget	Actual 2026	Variance with Final Budget	Actual 2025
<b>REVENUES</b>					
Property Taxes	\$ -	\$ -	\$ -	\$ -	\$ -
Sales Taxes	-	-	-	-	-
State Funds	-	-	667,048	667,048	1,772,268
Federal Funds	10,357,738	10,357,738	25,514,336	15,156,598	58,982,581
Charges for Services	72,861,878	72,861,878	301,683	(72,560,195)	-
Investment Earnings	-	-	-	-	-
Miscellaneous	612,751	612,751	1,053,149	440,398	2,164,399
Total revenues	<u>83,832,367</u>	<u>83,832,367</u>	<u>27,536,216</u>	<u>(56,296,152)</u>	<u>62,919,249</u>
<b>EXPENDITURES</b>					
Current					
Instruction	-	-	-	-	-
Pupil Services	-	-	-	-	-
Improvement of Instructional Services	-	-	-	-	-
Instructional Staff Training	-	-	-	-	-
Educational Media Services	-	-	-	-	-
Federal Grant Administration	-	-	-	-	-
General Administration	-	-	-	-	-
School Administration	-	-	-	-	-
Support Services - Business	-	-	64,754	(64,754)	49,532
Maintenance And Operation	-	-	-	-	-
School Safety And Security	-	-	-	-	-
Student Transportation Service	-	-	-	-	-
Support Services - Central	-	-	-	-	-
Other Support Services	-	-	-	-	-
School Nutrition Program	85,832,367	85,832,367	30,452,776	55,379,591	63,309,133
Enterprise Operations	-	-	-	-	-
Capital Outlays	-	-	-	-	-
Debt Service	-	-	-	-	-
Total current	<u>85,832,367</u>	<u>85,832,367</u>	<u>30,517,530</u>	<u>55,314,837</u>	<u>63,358,665</u>
Total expenditures	<u>85,832,367</u>	<u>85,832,367</u>	<u>30,517,530</u>	<u>55,314,837</u>	<u>63,358,665</u>
Excess (deficiency) of revenues over expenditures	<u>(2,000,000)</u>	<u>(2,000,000)</u>	<u>(2,981,315)</u>	<u>(981,315)</u>	<u>(439,417)</u>
<b>OTHER FINANCING SOURCES (USES)</b>					
Operating Transfers From Other Funds	2,000,000	2,000,000	-	(2,000,000)	464,659
Operating Transfers To Other Funds	-	-	-	-	-
Sale or Compensation for the Loss of Capital Assets	-	-	-	-	-
Total other financing sources (uses)	<u>2,000,000</u>	<u>2,000,000</u>	<u>-</u>	<u>(2,000,000)</u>	<u>464,659</u>
Net change in fund balances	-	-	(2,981,315)	(2,981,315)	25,242
Fund balances - beginning	28,370,063	28,370,063	28,370,063	-	28,344,821
Fund balances - ending	<u>\$ 28,370,063</u>	<u>\$ 28,370,063</u>	<u>\$ 25,388,748</u>	<u>\$ (2,981,315)</u>	<u>\$ 28,370,063</u>

The notes to financial statements are an integral part of this statement.

DEKALB COUNTY BOARD OF EDUCATION  
Schedule of Revenues, Expenditures and Changes in Fund Balances - Budget and Actual  
All major fund types  
For the Year-to-Date as of June 30, 2026  
With Comparative Totals for June 30, 2025

NONMAJOR GOVERNMENTAL FUNDS					
	Orig Budget	Final Budget	Actual 2026	Variance with Final Budget	Actual 2025
<b>REVENUES</b>					
Property Taxes	\$ -	\$ -	\$ -	\$ -	\$ -
Sales Taxes	-	-	-	-	-
State Funds	-	22,894,784	14,459,318	(8,435,466)	48,833,992
Federal Funds	-	85,007,060	40,134,500	(44,872,560)	188,407,564
Charges for Services	-	-	3,501,386	3,501,386	2,572,201
Investment Earnings	-	-	2,409	2,409	14,905
Miscellaneous	90,320	6,582,133	7,411,392	829,259	20,874,561
<b>Total revenues</b>	<b>90,320</b>	<b>114,483,977</b>	<b>65,509,004</b>	<b>(48,974,972)</b>	<b>260,703,223</b>
<b>EXPENDITURES</b>					
Current					
Instruction	16,280,706	56,055,336	29,231,959	26,823,378	130,265,467
Pupil Services	3,654,143	15,343,793	10,472,232	4,871,561	38,799,169
Improvement of Instructional Services	-	1,114,750	421,300	693,451	3,236,069
Instructional Staff Training	24,406,992	32,791,560	12,287,157	20,504,404	31,023,752
Educational Media Services	29,700	25,013	4,857	20,155	625,854
Federal Grant Administration	4,452,160	5,458,591	2,591,588	2,867,003	4,836,467
General Administration	175,254	2,226,147	726,177	1,499,970	5,078,060
School Administration	-	186,079	139,370	46,709	2,397,400
Support Services - Business	10,500	146,500	107,190	39,310	597,576
Maintenance And Operation	131,790	122,350	22,560	99,790	7,316,152
School Safety And Security	-	2,856,820	3,669,078	(812,258)	6,220,551
Student Transportation Service	405,957	2,004,487	568,668	1,435,819	5,525,452
Support Services - Central	14,700	707,748	26,291	681,458	1,434,826
Other Support Services	-	491,585	140,973	350,612	467,661
School Nutrition Program	-	-	-	-	1,616,511
Enterprise Operations	4,674,000	4,699,000	976,306	3,722,694	3,997,935
Capital Outlays	-	-	-	-	20,644,454
Debt Service	54,235,900	124,229,759	61,385,704	62,844,054	264,083,356
<b>Total current</b>	<b>54,235,900</b>	<b>124,229,759</b>	<b>61,385,704</b>	<b>62,844,054</b>	<b>264,083,356</b>
Total expenditures	(54,145,580)	(9,745,782)	4,123,300	13,869,082	(3,380,132)
Excess (deficiency) of revenues over expenditures					
<b>OTHER FINANCING SOURCES (USES)</b>					
Operating Transfers From Other Funds	5,445,447	5,450,527	3,303,164	(2,147,363)	8,018,741
Operating Transfers To Other Funds	3,430,132	3,295,382	(169,039)	(3,464,420)	(32,581,394)
Sale or Compensation for the Loss of Capital Assets	-	-	-	-	-
<b>Total other financing sources (uses)</b>	<b>8,875,579</b>	<b>8,745,909</b>	<b>3,134,125</b>	<b>(5,611,783)</b>	<b>(24,562,652)</b>
<b>Net change in fund balances</b>	<b>(45,270,002)</b>	<b>(999,873)</b>	<b>7,257,426</b>	<b>8,257,299</b>	<b>(27,942,785)</b>
Fund balances - beginning	12,957,881	12,957,881	12,957,881	-	40,900,666
<b>Fund balances - ending</b>	<b>\$ (32,312,120)</b>	<b>\$ 11,958,008</b>	<b>\$ 20,215,307</b>	<b>\$ 8,257,299</b>	<b>\$ 12,957,881</b>

The notes to financial statements are an integral part of this statement.