


CAPITAL IMPROVEMENT & FACILITIES

JUNE 15, 2026
BOARD UPDATE





CAPITAL IMPROVEMENT PROJECTS

CAPITAL IMPROVEMENTS

CAPITAL IMPROVEMENT PROJECTS

Work is currently underway on 88 summer projects encompassing safety enhancements, building systems improvements, targeted facility renovations, major roof replacements, and other critical infrastructure investments. These efforts are being carefully coordinated to support school readiness objectives and minimize disruptions to instructional operations while advancing the District's broader facility improvement goals.

As of May 2026, the program remains on a positive trajectory, with major projects progressing through planning, design, procurement, construction, and closeout phases while maintaining alignment with approved budgets and program objectives.

Construction activities continue across several of the District's largest and most transformative capital investments, including Sequoyah Middle and High School, Cross Keys High School, Dresden Elementary School, and Ashford Park Elementary School. Project teams remain focused on maintaining effective collaboration among contractors, design professionals, District staff, and stakeholders to support successful project delivery.

The Operations and Procurement teams are advancing several significant procurements including District-wide Fire Alarm System Upgrades, Elevator Revitalization and Modernization, the Fernbank Science Center Planetarium HVAC and Screen Replacement Project, Miller Grove High School Building Envelope Design Services, and procurement activities associated with the Druid Hills High School Replacement and Modernization Project

The Capital Improvement Program reflects the continued collaboration among the Board of Education, District leadership, the Program Management Team, architects, contractors, and operational departments. Through proactive planning, disciplined oversight, and effective stakeholder engagement, DCSD remains well-positioned to deliver high-quality educational facilities that support student achievement, operational excellence, and the long-term needs of the community.



CAPITAL PROGRAMS REPORT

FINANCIAL STATEMENTS

REPORTING TERMINOLOGY

Glossary of Meanings:

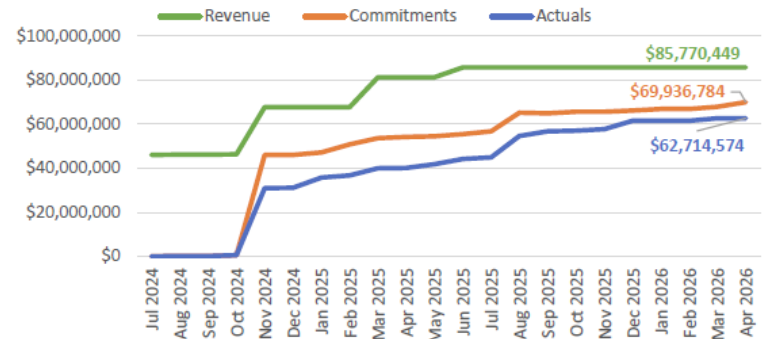
- Revenue = Total money collected over a designated time
- Commitment = Total Encumbrance(s) plus Total Expense(s)
 - Encumbrance = Unpaid amount remaining on contract(s)
 - Expenses = Actual funds paid against contract(s)

CAPITAL PROGRAM FINANCIAL STATEMENT

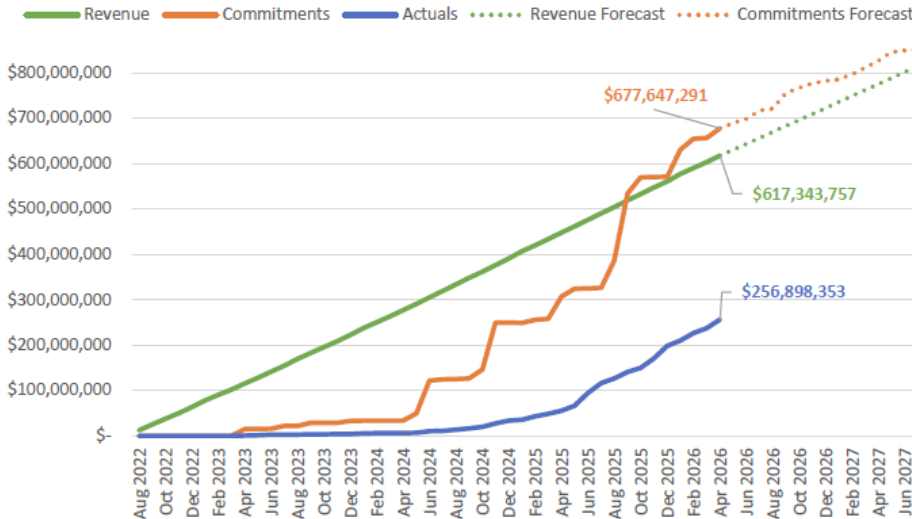
APRIL 30, 2026

	LCPF	E-SPLOST V	E-SPLOST VI
April 2026 Revenue	\$ -	\$ 430,448.92	\$ 14,002,732.52
April 2026 Commitments	\$ 984,748.00	\$ 49,514.40	\$ 21,130,186.57
April 2026 Expenses	\$ 956,611.95	\$ 701,467.51	\$ 19,295,065.24
Total Revenue	\$ 85,770,448.57	\$ 818,400,935.40	\$ 617,343,756.90
Total Commitments	\$ 69,936,784.24	\$ 789,776,851.96	\$ 677,647,290.90
Total Expenses	\$ 62,714,573.55	\$ 666,909,162.11	\$ 256,898,352.86
Uncommitted Revenue	\$ 15,833,664.33	\$ 28,624,083.44	\$ (60,303,534.00)

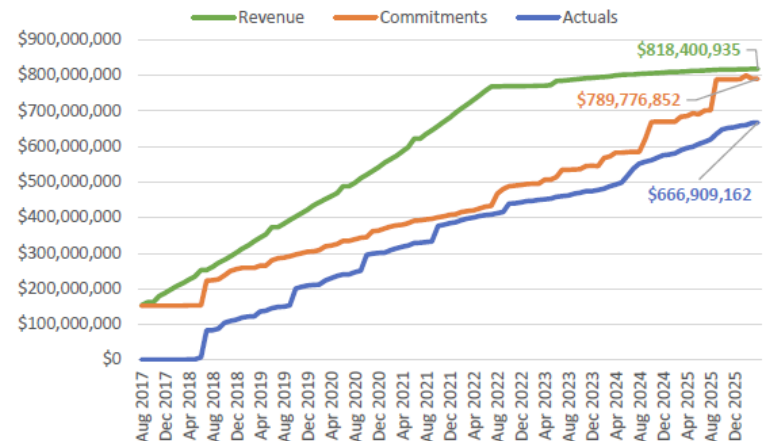
LCPF Revenue Commitments & Expenditures



E-SPLOST VI Revenue Commitments & Expenditures



E-SPLOST V Revenue Commitments & Expenditures



CAPITAL PROGRAM FINANCIAL STATEMENT

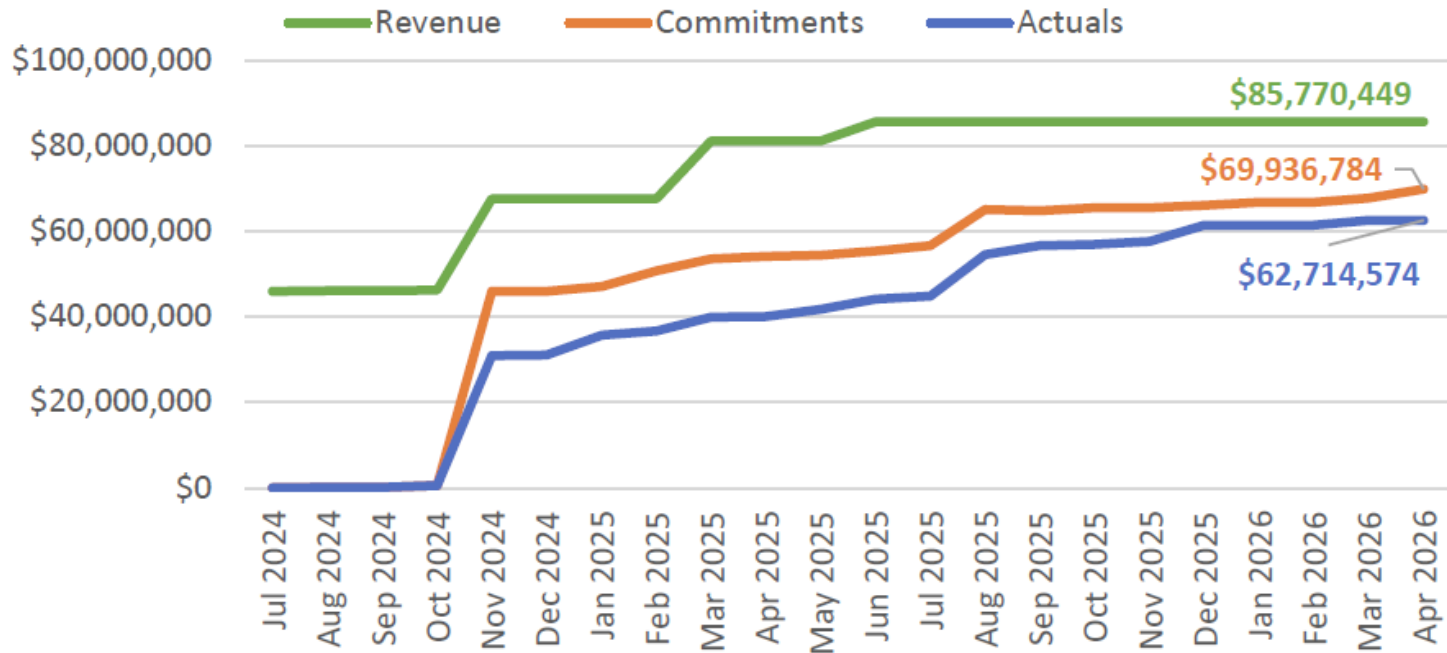
APRIL 30, 2026

	LCPF	E-SPLOST V	E-SPLOST VI
April 2026 Revenue	\$ -	\$ 430,448.92	\$ 14,002,732.52
April 2026 Commitments	\$ 984,748.00	\$ 49,514.40	\$ 21,130,186.57
April 2026 Expenses	\$ 956,611.95	\$ 701,467.51	\$ 19,295,065.24
Total Revenue	\$ 85,770,448.57	\$ 818,400,935.40	\$ 617,343,756.90
Total Commitments	\$ 69,936,784.24	\$ 789,776,851.96	\$ 677,647,290.90
Total Expenses	\$ 62,714,573.55	\$ 666,909,162.11	\$ 256,898,352.86
Uncommitted Revenue	\$ 15,833,664.33	\$ 28,624,083.44	\$ (60,303,534.00)

CAPITAL PROGRAM FINANCIAL STATEMENT

APRIL 30, 2026

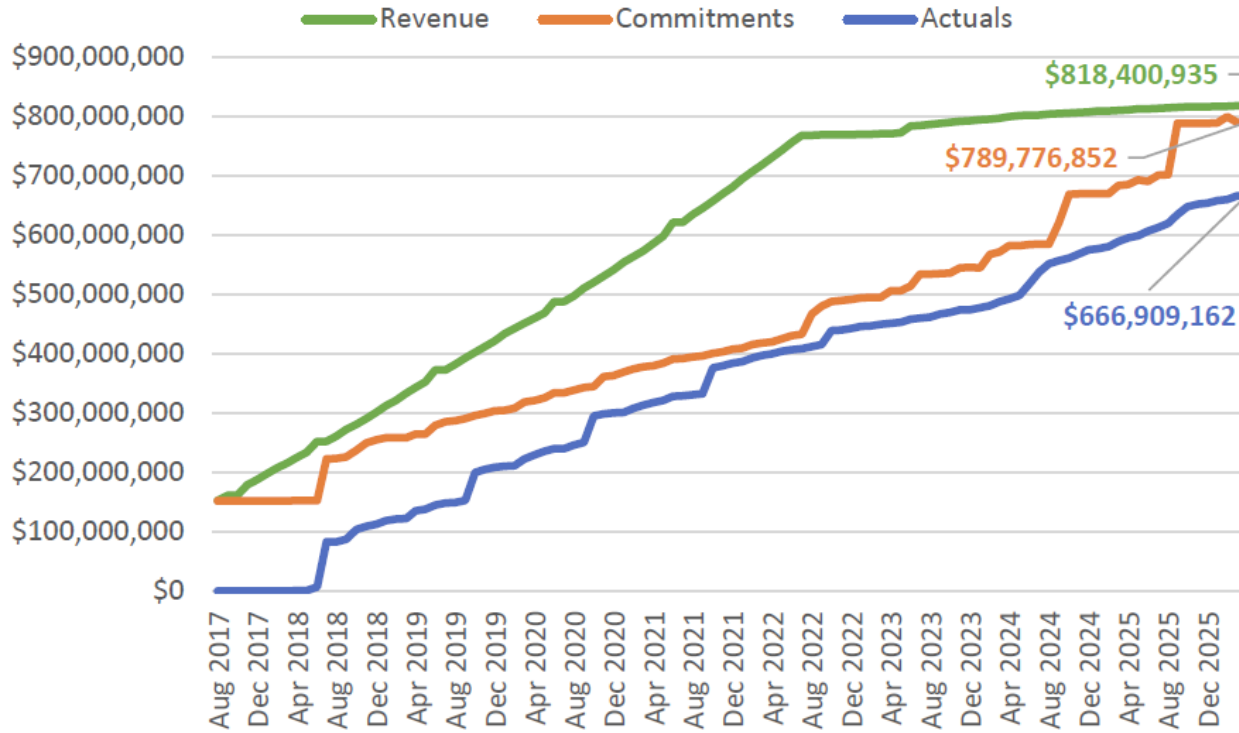
LCPF Revenue Commitments & Expenditures



CAPITAL PROGRAM FINANCIAL STATEMENT

APRIL 30, 2026

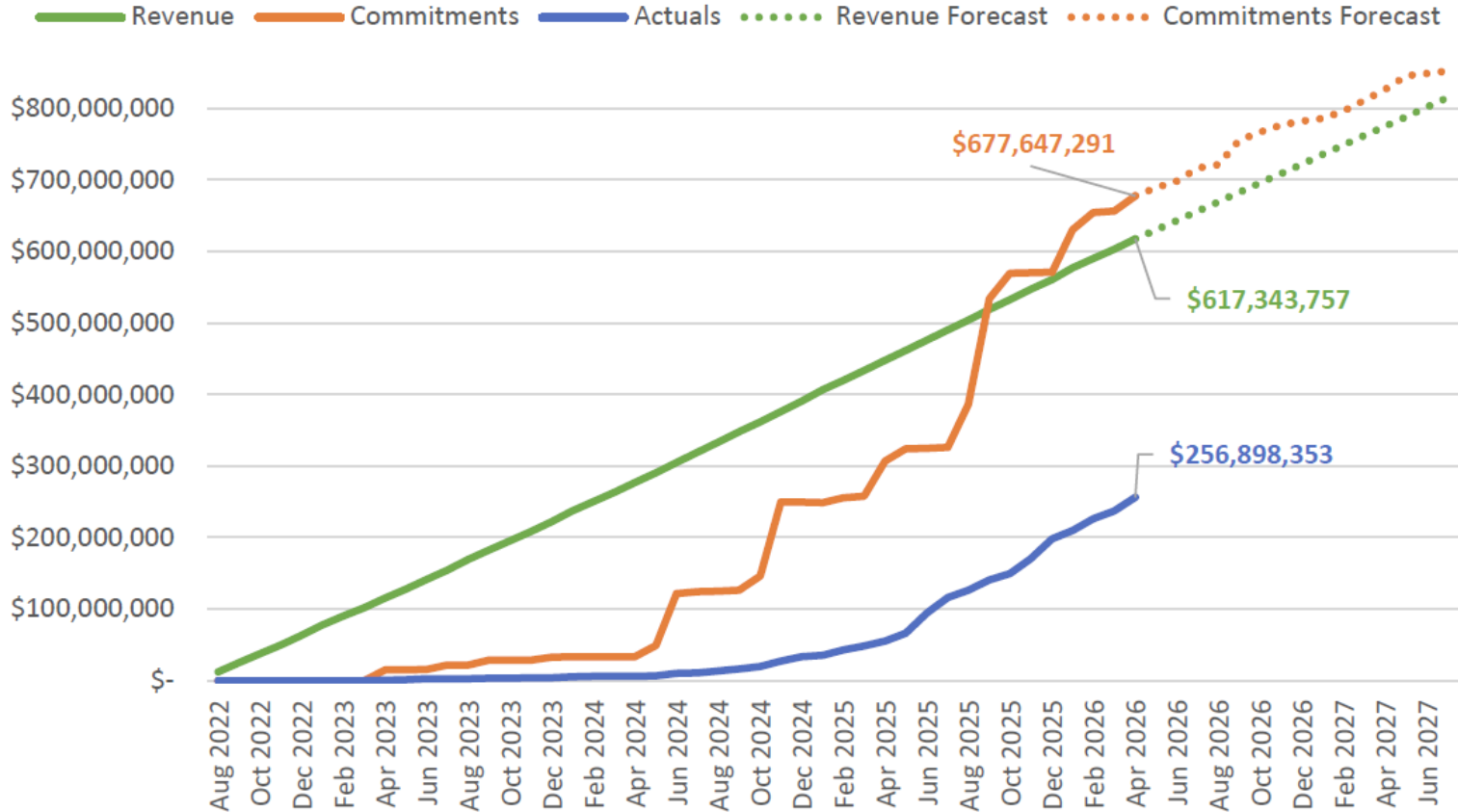
E-SPLOST V Revenue Commitments & Expenditures



CAPITAL PROGRAM FINANCIAL STATEMENT

APRIL 30, 2026

E-SPLOST VI Revenue Commitments & Expenditures



CAPITAL PROGRAM FINANCIAL STATEMENT

APRIL 30, 2026

Month	CY 2022		CY 2023		CY 2024		CY 2025		CY 2026	
	Sales Tax	Interest	Sales Tax	Interest	Sales Tax	Interest	Sales Tax	Interest	Sales Tax	Interest
January	\$ 13,807,323.37	\$ 1,249.62		\$ 293,684.77		\$ 1,544,510.90		\$ 964,461.58		\$ 464,670.67
February	11,686,175.43	1,305.91		317,549.91		1,454,042.74		876,339.28		426,102.65
March	11,262,356.40	1,227.26		294,613.40		1,552,803.46		939,572.66		459,111.01
April	12,738,469.66	1,403.03		958,341.17		1,486,975.42		895,407.13		430,448.92
May	12,210,170.01	1,406.03		1,479,196.75		1,526,250.93		886,015.72		
June	12,677,523.91	1,501.66		1,417,307.47		964,461.58		783,684.50		
July	12,787,107.51	1,497.66		1,498,046.30		876,339.28		697,392.39		
August		1,570.20		1,505,058.82		939,572.66		678,741.37		
September		155,986.84		1,464,061.94		895,407.13		650,559.28		
October		154,370.35		1,523,189.81		886,015.72		584,053.09		
November		230,005.72		1,485,503.44		1,015,998.76		508,398.77		
December		234,285.01		1,539,109.43		1,009,410.91		482,309.18		
Total	\$ 87,169,126.29	\$ 785,809.29	\$ -	\$ 13,775,663.21	\$ -	\$ 14,151,789.49	\$ -	\$ 8,946,934.95	\$ -	\$ 1,780,333.25
Average	\$ 12,452,732.33	\$ 65,484.11		\$ 1,147,971.93		\$ 1,179,315.79		\$ 745,577.91		\$ 445,083.31

E-SPLOST V SALES TAX	Sales Tax Collected In CY 2017 (Aug-Dec)	\$ 44,134,226.60
	Sales Tax Collected In CY 2018	110,600,191.00
	Sales Tax Collected In CY 2019	117,496,807.28
	Sales Tax Collected In CY 2020	119,128,700.97
	Sales Tax Collected In CY 2021	138,364,443.31

E-SPLOST V INTEREST	Interest Collected In CY 2017	\$ 181,859.75
	Interest Collected In CY 2018	379,307.51
	Interest Collected In CY 2019	501,456.20
	Interest Collected In CY 2020	101,350.10
	Interest Collected In CY 2021	13,396.74

E-SPLOST V Bond Revenue March 2017	Bond Principal	\$ 131,025,000.00
	Bond Premium	12,337,339.97

Collected E-SPLOST V Sales Tax	\$ 616,893,495.45
Interest Earned	40,617,900.49
Bond Revenue	143,362,339.97
GSFIC Reimbursement	7,416,576.00
Other Revenue	10,110,623.49
Total E-SPLOST V Revenue	\$ 818,400,935.40

E-SPLOST V GSFIC Reimburse	Month/Year	Amount	Source
	Sept 2018	\$1,600,887.06	New John Lewis ES
	Dec 2018	\$708,479.40	New John Lewis ES
	March 2019	\$3,099,032.30	New John Lewis ES
	May 2021	\$1,266,519.64	New John Lewis ES
April 2024	\$741,657.60	New John Lewis ES	

E-SPLOST V Other Revenue	Month/Year	Amount	Source
	April 2021	\$492,326.96	Close Accounts Associated with E-SPLOST 1, E-SPLOST 2, and COPS 2007
	June 2023	\$532,140.10	Financially Close E-SPLOST 2
June 2023	\$9,086,156.43	Financially Close E-SPLOST 3	

CAPITAL PROGRAM FINANCIAL STATEMENT

APRIL 30, 2026

Month	CY 2022		CY 2023		CY 2024		CY 2025		CY 2026	
	Sales Tax	Interest	Sales Tax	Interest	Sales Tax	Interest	Sales Tax	Interest	Sales Tax	Interest
January			\$ 14,782,771.81	\$ 125,576.20	\$ 14,318,164.57	\$ 971,613.68	\$ 15,050,208.99	\$ 1,316,841.30	\$ 15,163,112.00	\$ 1,108,313.37
February			\$ 11,848,671.06	\$ 172,940.53	\$ 11,953,973.26	\$ 975,643.63	\$ 11,982,743.15	\$ 1,249,745.94	\$ 12,179,963.13	\$ 1,014,662.05
March			\$ 11,521,824.96	\$ 250,538.02	\$ 11,823,249.72	\$ 1,104,986.82	\$ 12,090,976.15	\$ 1,388,210.09	\$ 11,934,153.29	\$ 1,102,466.54
April			\$ 12,911,849.67	\$ 317,688.82	\$ 12,580,587.39	\$ 1,116,056.24	\$ 12,859,642.38	\$ 1,375,244.83	\$ 12,930,940.53	\$ 1,071,791.99
May			\$ 12,299,741.70	\$ 409,857.16	\$ 12,746,149.28	\$ 1,209,313.37	\$ 12,527,192.72	\$ 1,429,527.83		
June			\$ 13,094,146.23	\$ 496,314.59	\$ 12,939,081.00	\$ 1,239,073.08	\$ 12,838,459.97	\$ 1,370,398.09		
July			\$ 12,798,060.49	\$ 585,500.01	\$ 12,693,726.00	\$ 1,324,429.80	\$ 12,722,681.48	\$ 1,369,499.06		
August	\$ 12,648,241.02		\$ 14,045,777.95	\$ 659,309.13	\$ 12,782,459.80	\$ 1,371,808.59	\$ 13,128,216.67	\$ 1,343,703.66		
September	\$ 12,655,819.20		\$ 12,407,482.27	\$ 706,068.68	\$ 13,156,664.21	\$ 1,322,952.33	\$ 12,987,756.50	\$ 1,297,773.08		
October	\$ 12,507,284.65		\$ 12,362,732.66	\$ 789,283.50	\$ 12,622,602.51	\$ 1,336,810.36	\$ 12,725,206.48	\$ 1,278,487.50		
November	\$ 12,694,642.02		\$ 12,305,479.52	\$ 824,727.87	\$ 13,081,257.74	\$ 1,289,694.70	\$ 12,686,304.08	\$ 1,201,337.94		
December	\$ 12,727,388.25	\$ 38,676.97	\$ 12,485,152.46	\$ 914,506.57	\$ 12,817,154.68	\$ 1,325,305.59	\$ 12,978,392.59	\$ 1,148,991.20		
Total	\$ 63,233,375.14	\$ 38,676.97	\$ 152,863,690.78	\$ 6,252,311.08	\$ 153,515,070.16	\$ 14,587,688.19	\$ 154,577,781.16	\$ 15,769,760.52	\$ 52,208,168.95	\$ 4,297,233.95
Average	\$ 12,646,675.03		\$ 12,738,640.90		\$ 12,792,922.51		\$ 12,881,481.76		\$ 13,052,042.24	
			141.75%	Increase over 2022	0.43%	Increase over 2023	0.69%	Increase over 2024	0.55%	Increase over 2025

E-SPLOST VI SALES TAX	3-year Avg/Month	\$ 12,836,099.82
	Average of Prior 12-Months	\$ 12,900,198.29
	Average of Prior 6-Months	\$ 12,978,810.94
	Amount-Variance Compared to Same Month Prior Year	\$ 71,298.15
	Percentage Variance Compared to Same Month Prior Year	0.554%

E-SPLOST VI INTEREST	3-year Avg/Month	\$ 1,112,229.17
	Average of Prior 12-Months	\$ 1,228,079.36
	Average of Prior 6-Months	\$ 1,107,927.18
	Amount-Variance Compared to Same Month Prior Year	\$ (303,452.84)
	Percent Variance from Same Month Prior Year	-22.065%

Collected E-SPLOST VI Sales Tax	\$ 576,398,086.19
Interest Earned	40,945,670.71
Total E-SPLOST VI Revenue	\$ 617,343,756.90

CAPITAL PROGRAM FINANCIAL STATEMENT

APRIL 30, 2026

LCPF GENERAL FUND CONTRIBUTIONS	Month/Year	Amount	BOARD APPROVED
	Jul 2024	\$20,000,000.00	FY 25 Budget
	Nov 2024	\$21,500,000.00	Nov 2024
	Mar 2025	\$13,486,030.83	Mar 2025

LCPF REVENUE FROM OTHER FUNDS	Month/Year	Amount	Source
	Jul 2024	\$6,130,000.00	LGIP-Fund 410
	Jul 2024	\$19,985,000.00	E-SPLOST IV Closeout Balance

GSFIC REIMBURSEMENTS	Month/Year	Amount	Source
	Jun 2024	\$43,560.00	Project 34435
	Jun 2024	\$1,863,480.60	Project 36535
	Jun 2024	\$1,383,975.00	Project 35835
	Jun 2024	\$321,467.40	Project 36135
	Jun 2024	\$942,058.49	Project 35135

GA POWER REBATES	Month/Year	Amount	Source
	Aug 2024	\$4,367.50	E.L Miller ES Lighting Replacement
	Aug 2024	\$1,607.50	Martin Luther King Jr., HS Lighting Replacement
	Aug 2024	\$4,916.25	Southwest DeKalb HS Lighting Replacement
	Oct 2024	\$21,265.00	Laurel Ridge ES Lighting Replacement
	Oct 2024	\$21,006.25	Woodridge ES Lighting Replacement
	Oct 2024	\$16,573.75	Midvale ES Lighting Replacement
	Oct 2024	\$14,773.75	Chestnut ES Lighting Replacement
	Oct 2024	\$4,870.00	Oak Grove ES Lighting Replacement
	Oct 2024	\$4,182.50	Martin Luther King Jr., HS Lighting Replacement
	Oct 2024	\$3,071.25	Livsey ES Lighting Replacement
	Oct 2024	\$2,953.75	DeKalb HS Tech South Lighting Replacement
	Oct 2024	\$352.50	Idlewood ES Lighting Replacement
	Oct 2024	\$298.75	Austin ES Lighting Replacement
	Nov 2024	\$298.75	Vanderlyn ES Lighting Replacement
	Nov 2024	\$4,843.75	Dunaire ES Lighting Replacement
Nov 2024	\$4,807.50	Henderson Mill ES Lighting Replacement	
Nov 2024	\$4,687.50	Peachcrest ES Lighting Replacement	

LCPF GENERAL FUND CONTRIBUTIONS	\$54,986,030.83
LCPF REVENUE FROM OTHER FUNDS	26,115,000.00
GSFIC REIMBURSEMENTS	4,554,541.49
GA POWER REBATES	114,876.25
Total Fund 300 Revenue	\$ 85,770,448.57



SUMMER 2026 PREPARATION

FACILITIES MAINTENANCE &
CAPITAL IMPROVEMENT



KLB: 6.9.2026



Summer 2026: Operations Milestone Markers

SCHOOL READINESS DEADLINE:
Friday, July 24, 2026

All Permits Approved & Mobilization Plans Finalized

January – May

Permits secured. Fire Marshal and building inspections scheduled to meet school readiness deadline.

Summer Work

22 working days in June

Holiday: Juneteenth, Friday June 19

Districtwide Professional Learning Day
July 28

Back to School Rally: July 25
Open House: July 29 (HS) & 30 (ES & MS)?

Technology Symposium: July 22
Arabia Mountain High School

New Teacher Orientation:
July 13-15 Miller Grove High School

1st Day of School:
Monday, August 3rd

DCSD Commencement Ceremonies:
May 15 – 22 (offsite @ Ga. State CC)

DCSD Polling Places.xlsx

Runoff Election: Tuesday, June 16

Preplanning: July 27 – July 31

August

High Stakes Testing: April 13-May 22

Winter/Spring

May

June

July

General Primary Election: Tuesday, May 19

Summer Leadership Conference: June 1-3
Miller Grove High School

DCSD Job Fair: June 13
Stone Mountain High School

Next Level Learning Conference:
June 17 & 18
Lithonia High School

Student Registration Hubs: 8am-3:30 pm
Chamblee HS-July 13 & 14
Tucker MS July 15 & 16
Columbia HS July 20 & 21
DAA-July 22 & 23

Summer Work

18 working days in July

Holiday: Independence Day (Observed),
Friday, July 3rd

SCHOOL READINESS DEADLINE:
Friday, July 24, 2026

Mobilization Date: 5.30

Summer '26 = 38 workdays & 56 calendar days

SCHOOL READINESS DEADLINE:
Friday, July 24, 2026.

Executive Director Capital Improvements
& Facilities:
Keith L. Ball

Chief Operations Officer:
Erick Hofstetter

Chief of Capital
Improvements:
Darrell Stallings

Director of Facilities:
Bobby Moncrief



Summer '26 Links & Key Dates

56 calendar days (38 workdays) in the summer of 2026

- POC: Dr. Jacinta Hightower-Approved Facility Rental/Use [Copy of DCSD Facilities Use May 29 2026 - July 24 2026.xlsx](#)
- POC: Paul Sanon-Georgia Power Interior Lighting Project [Phase 1 Implementation.xlsx](#)
- POC: Artis Johnson & Chris Webb-Capital Projects [Project Administration Workbook 260527.xlsx](#)
- POC: Keith Ball-Construction/Reno. Guidance [ConstructionRenovation+guidance+timeline.docx](#)
- POC: Courtney Johnson-Cleaning Schedule [Summer 2026 EVS Readiness Plan](#)
- POC: Dr. Sean Tartt-Learning Programs [Summer Learning Programs 2026 - Master.xlsx](#)
- POC: Myisha Warren-Title I Programs [2026 Title I Summer Programs.xlsx](#)

~~Memorial Day Holiday: Monday, May 25 (DCSD Closed)~~

~~Last Instructional Day: Thursday, May 28~~

~~Post Planning: Friday, May 29 (Staff on campus - No Students)~~

Juneteenth Holiday: Friday, June 19 (DCSD Closed)

Independence Day Holiday Observed: Friday, July 3 (DCSD Closed)

School Readiness Deadline = Friday, July 24, 2026

Preplanning: July 27-31 (No Students) <https://www.dekalbschoolsga.org/official-school-calendars>

1st Day of School: Monday, August 3, 2026

Safe Clean Efficient



MAY 2026

S	M	T	W	Th	F	S
					1	2
3	4	5	6	7	8	9
10	11	12	13	14	15	16
17	18	19	20	21	22	23
24	25	26	27	28	29	30
31						

25 - Memorial Day
28 - Last Day of School
29 - Post Planning Day

JUNE 2026

S	M	T	W	Th	F	S
	1	2	3	4	5	6
7	8	9	10	11	12	13
14	15	16	17	18	19	20
21	22	23	24	25	26	27
28	29	30				

19 - Juneteenth

JULY 2026

S	M	T	W	Th	F	S
			1	2	3	4
5	6	7	8	9	10	11
12	13	14	15	16	17	18
19	20	21	22	23	24	25
26	27	28	29	30	31	

4 - Independence Day
27-31 - Pre-planning Days

AUGUST 2026

S	M	T	W	Th	F	S
						1
2	3	4	5	6	7	8
9	10	11	12	13	14	15
16	17	18	19	20	21	22
23	24	25	26	27	28	29
30	31					

3 - First Day of School

Presented by: Keith L. Ball



School Campus Closures: Summer 2026

18 Total
Campuses
are Closed



Heavy Renovations/Additions:
PM-Lo Hurts

- Cross Keys HS
- ISC at Midway
- Ashford Park ES



New Construction:
PM-Joseph King

- Sequoyah MS & HS
- Champion Theme MS
- Idlewood ES
- Murphey Candler ES



Paving/Sidewalks:
PM-Jamison Owen

- Hambrick ES
- Jolly ES
- Oakcliff ES
- Stone Mill ES
- Stone Mountain ES



Roofing:
PM-Khal Booth

- Sagamore Hills ES
- Canby Lane ES



New Construction:
PM-Fritzgerald Joseph

- Dresden ES

HVAC/Security Vestibule

- PM-Khal Booth**
- Wynbrooke ES

Maintenance & Cleaning:

- Kingsley ES: POC-Demetrice Mott & Lester Rollins, Kelvin Sloan
- Clarkston HS: POC-Ed Morton & Mohamed Men-La-Yakhaf

To ensure staff and student safety, abide by regulatory and Fire Marshal guidelines and ensure the project schedule is protected, the school campuses listed above will close on May 29, 2026. Pending permits and Fire Marshal approval, facilities will reopen on or before July 27, 2026.

Final List: 3.11.26 No Changes

THANK YOU

QUESTIONS & COMMENTS

