



# WCPSS School Resource Officer (SRO) Referral Data 2016 - 2020

Update to WCPSS Board of Education

September 1, 2020

# WCPSS SRO Program Facts

- There are 11 law enforcement agencies serving WCPSS
- The previous MOU was for July 1<sup>st</sup> 2017 - July 1<sup>st</sup> 2020
- The most recent MOU is for July 1<sup>st</sup> 2020 - July 1<sup>st</sup> 2021
- There are total of 75 SROs at 75 schools within the district
  - 34 High School SROs support 28 schools
  - 37 Middle School SROs support 37 schools
  - 4 Elementary SROs support 10 schools

# Elementary School SROs

- There are 4 SROs that cover 10 elementary schools, all of which are assigned to schools in Holly Springs and Apex.
- There were no reported actions taken by any SRO in the district for these elementary schools.
- Further, there were no law enforcement actions reported by all other jurisdictions for elementary schools within the district.

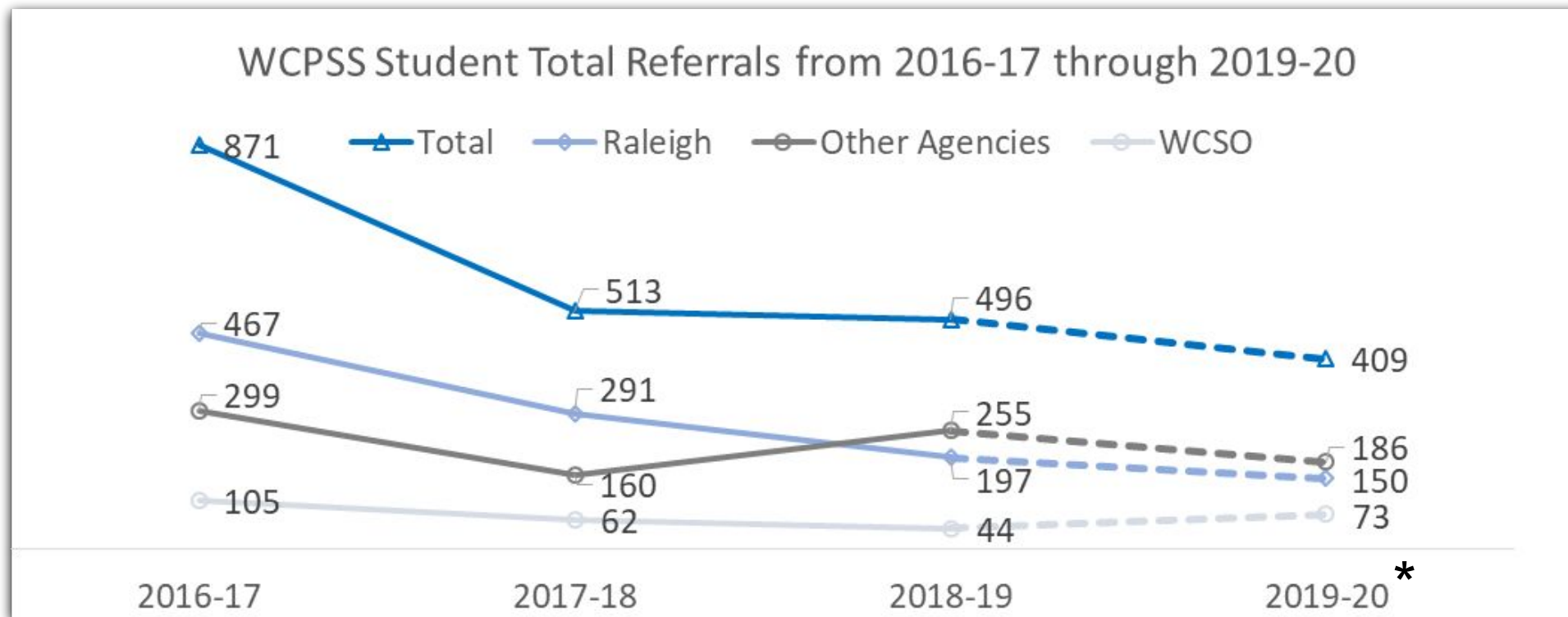
# WCPSS District SRO Referral Data

District Totals	2016-17	2017-18	2018-19	2019-20*
<b>Total referrals</b>	871	513	496	409
<b>Race</b>				
White	165	111	124	123
Black	572	326	314	253
Hispanic	127	71	51	29
Other	7	5	7	4
<b>Gender</b>				
Male	627	381	380	312
Female	244	132	116	97
<b>Court system</b>				
Adult	243	210	161	63
Juvenile	248	146	155	151
Teen Court	222	94	72	99
Other Diversion	158	63	108	96

\*Data for the 2019-20 school year may not be comparable to previous years because schools were not in session after March 13, 2020.

# Trends in Referrals

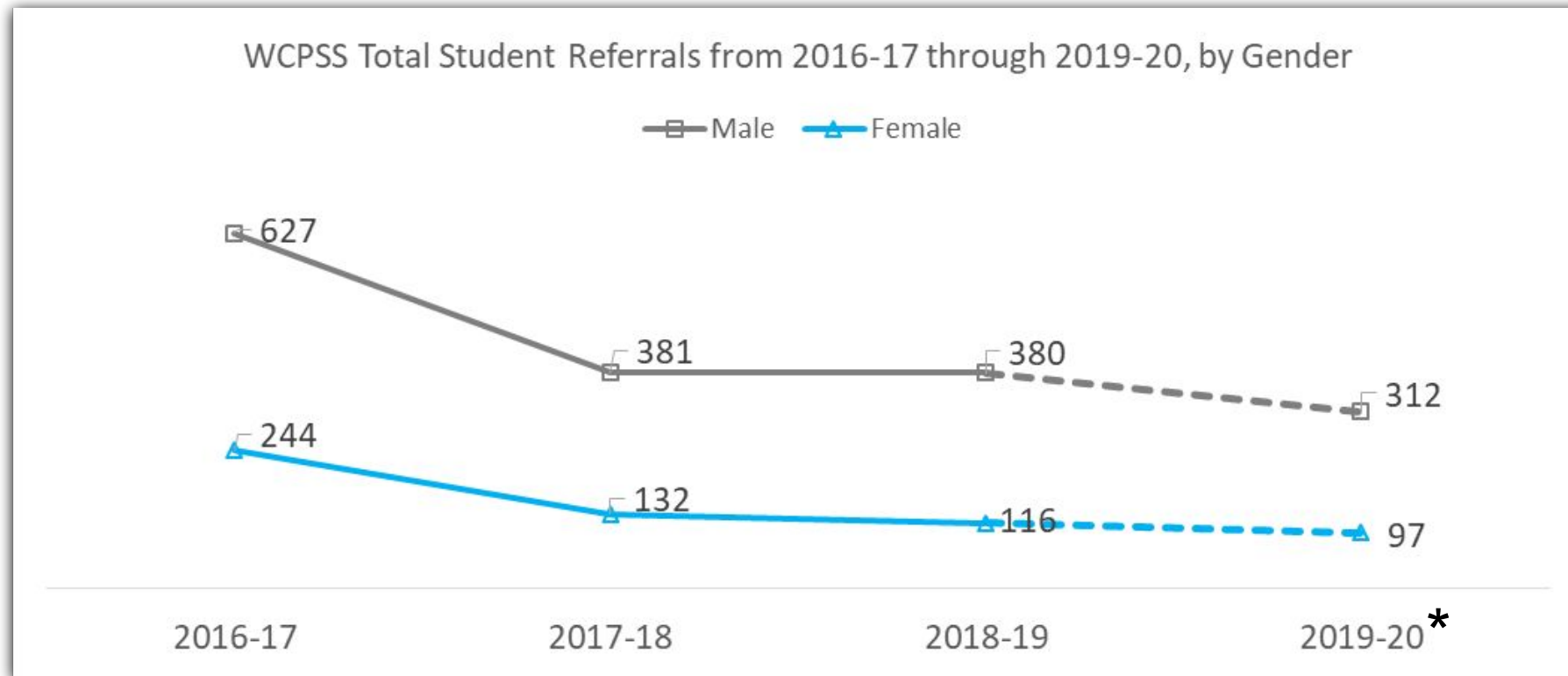
From 2016-17 through 2018-19, total referrals decreased by 43%. Raleigh PD referrals decreased by 58%, Wake County Sheriff's Office (WCSCO) referrals decreased by 58%, and referrals from all other agencies decreased by 15%. Data from a shortened year in 2019-20 suggest those figures appeared to be *holding steady* except for WCSCO.



\*Data for the 2019-20 school year may not be comparable to previous years because schools were not in session after March 13, 2020.

# Trends by Gender

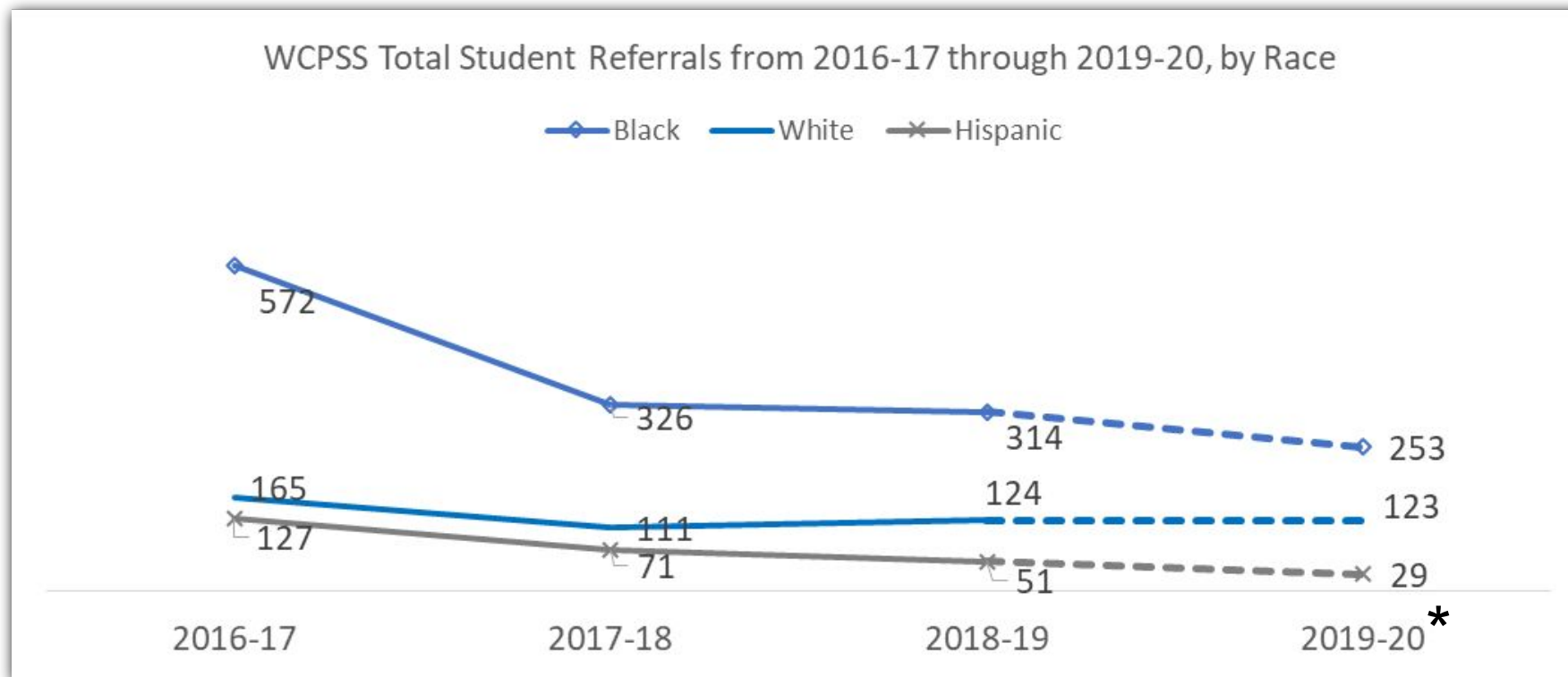
From 2016-17 through 2018-19, referrals for male students decreased by 39% and 52% for female students. Data from a shortened year in 2019-20 suggest those figures appeared to be *holding steady*.



\*Data for the 2019-20 school year may not be comparable to previous years because schools were not in session after March 13, 2020.

# Trends by Ethnicity

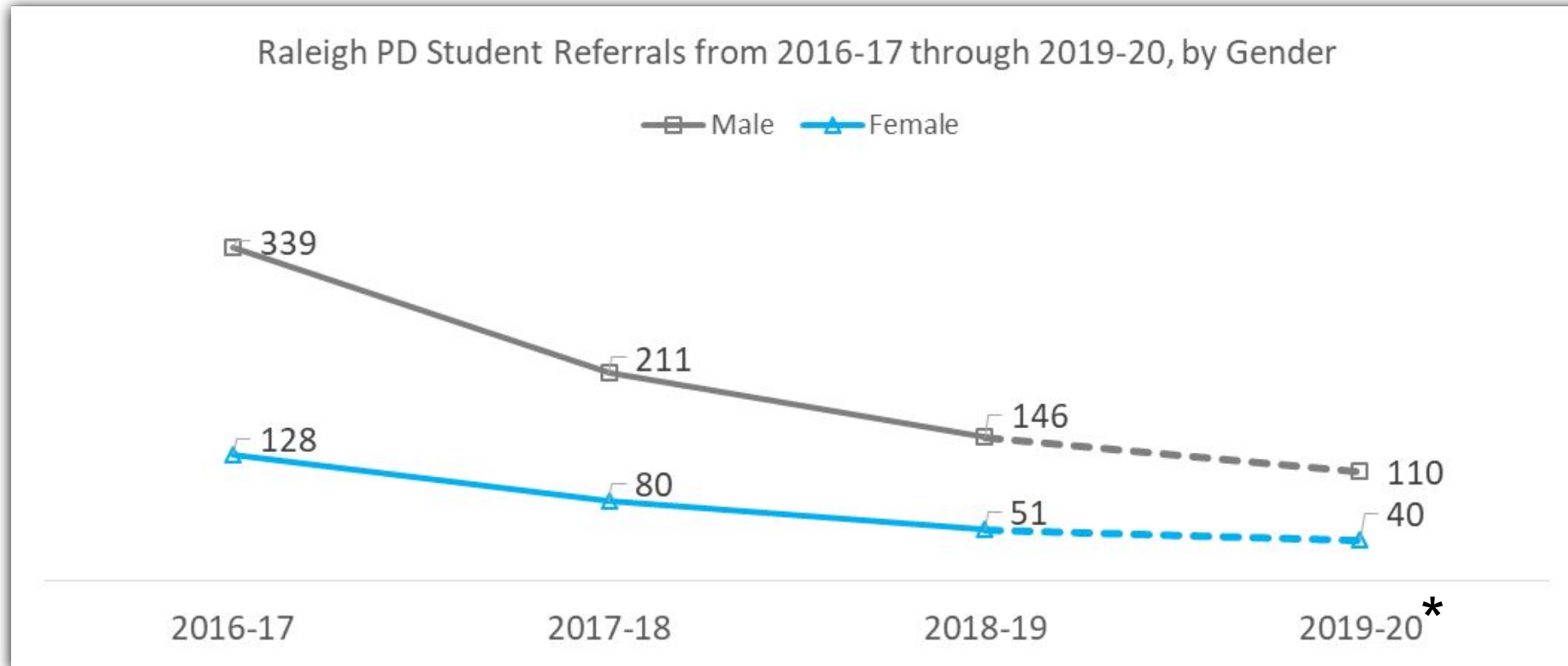
From 2016-17 through 2018-19, referrals decreased by 45% for Black students, 25% for White students, and 60% for Hispanic students. Data from a shortened year in 2019-20 suggest those figures appeared to be *holding steady* for Black students, *continuing to drop* for Hispanic students, and *moving back upward* for White students.



\*Data for the 2019-20 school year may not be comparable to previous years because schools were not in session after March 13, 2020.

# Raleigh PD Referrals: Trends by Gender

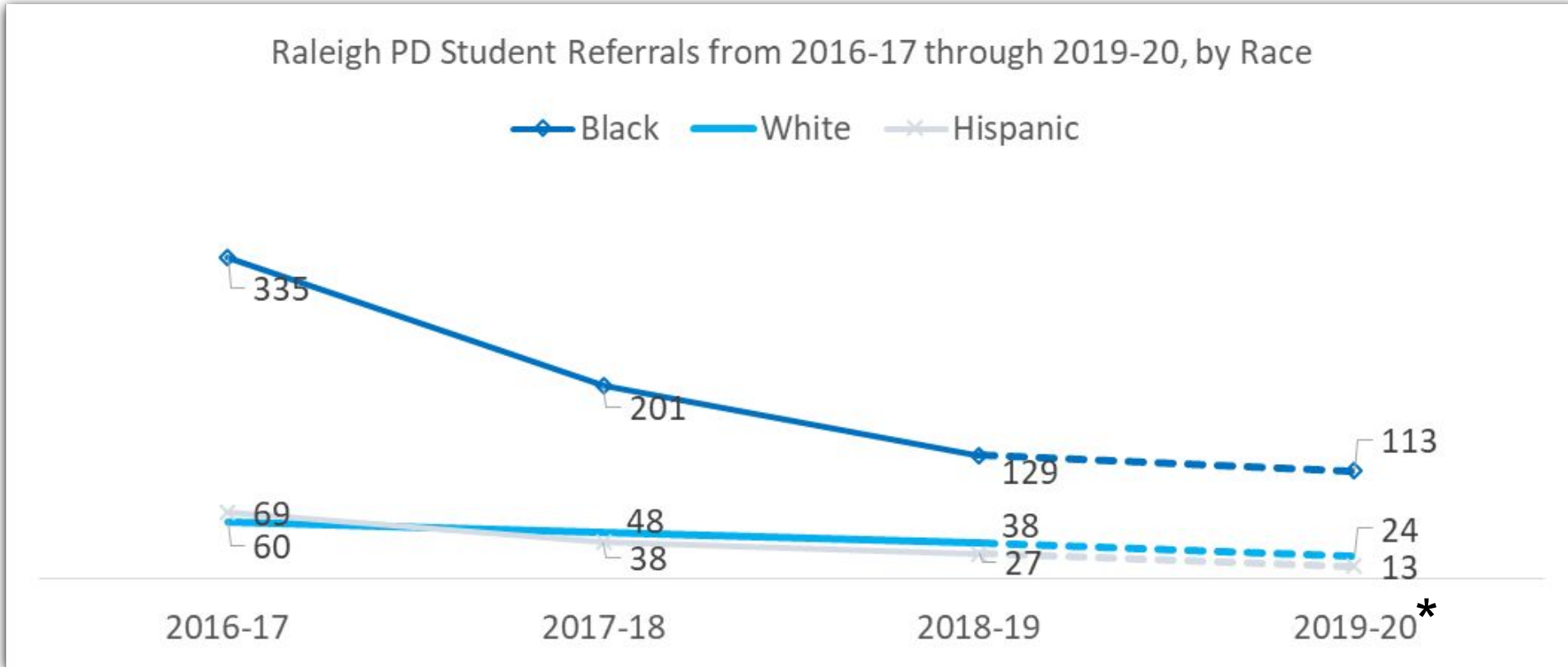
From 2016-17 through 2018-19 for the Raleigh Police Department, referrals of males and females were each down by 57% and 60%, respectively. Data from a shortened year in 2019-20 suggest those figures appeared to be *holding steady*.



\*Data for the 2019-20 school year may not be comparable to previous years because schools were not in session after March 13, 2020.

# Raleigh PD Referrals: Trends by Ethnicity

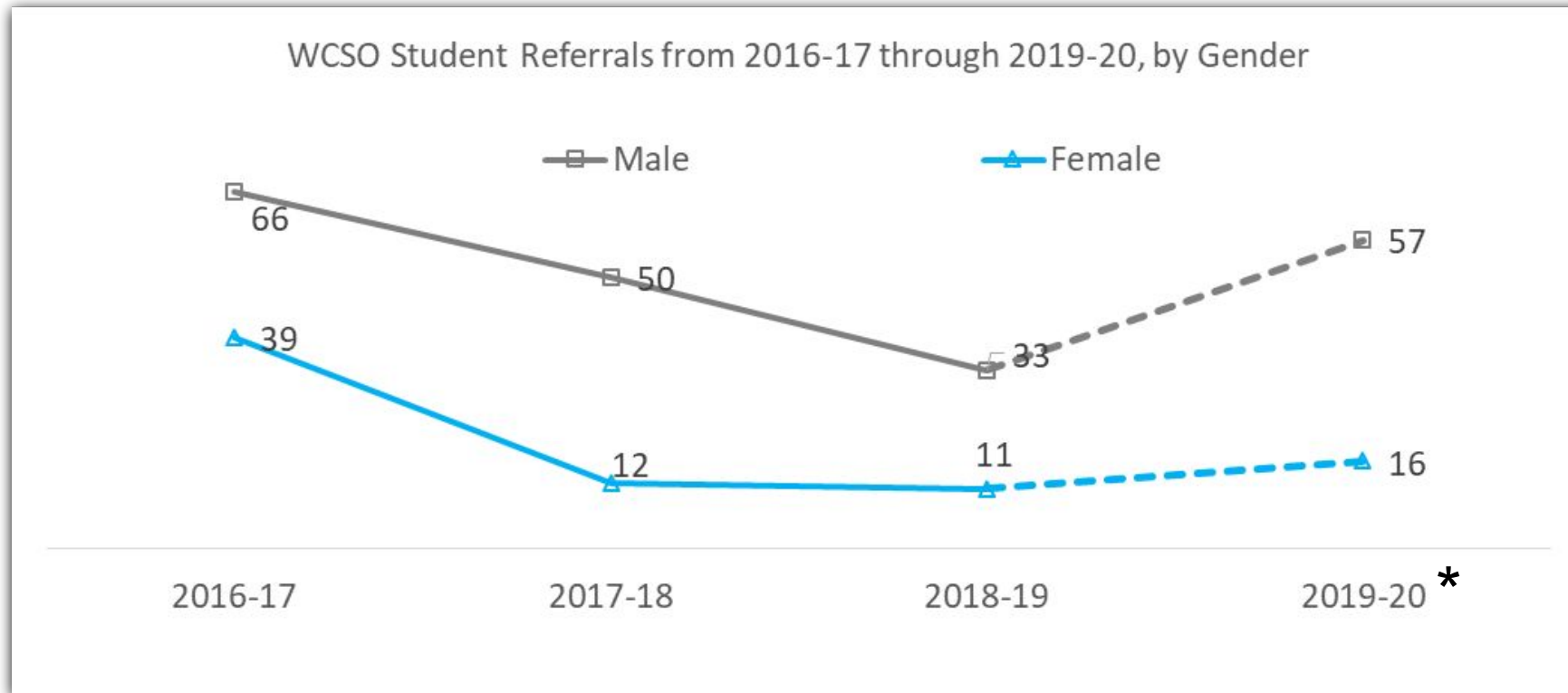
From 2016-17 through 2018-19 for the Raleigh Police Department, referrals decreased 61% for Black students, 37% for White students, and 61% for Hispanic students. Data from a shortened year in 2019-20 suggest those figures appeared to be *holding steady*.



\*Data for the 2019-20 school year may not be comparable to previous years because schools were not in session after March 13, 2020.

# WCSSO Referrals: Trends by Gender

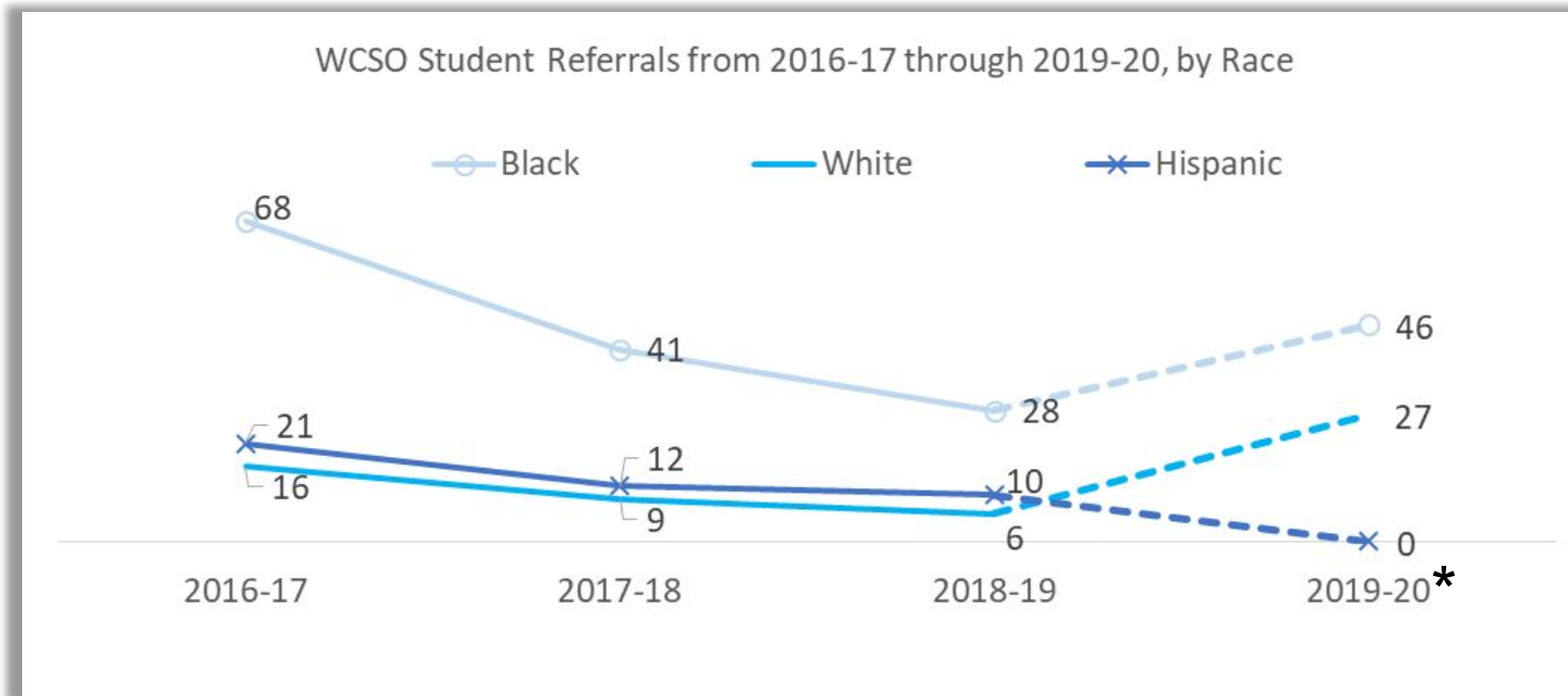
From 2016-17 through 2018-19 for the Wake County Sheriff's Office (WCSO), referred males and females were each down by 50% and 72% respectively. Data from a shortened year in 2019-20 suggest those figures appeared to be *moving back upward*.



\*Data for the 2019-20 school year may not be comparable to previous years because schools were not in session after March 13, 2020.

# WCSCO Referrals: Trends by Ethnicity

From 2016-17 through 2018-19 for the Wake County Sheriff's Office (WCSCO), referrals decreased 59% for Black students, 63% for White Students, and 52% for Hispanic students. Data from a shortened year in 2019-20 suggest those figures appeared to be *moving back upward* for Black and White students and *continuing to drop* for Hispanic students.



\*Data for the 2019-20 school year may not be comparable to previous years because schools were not in session after March 13, 2020.

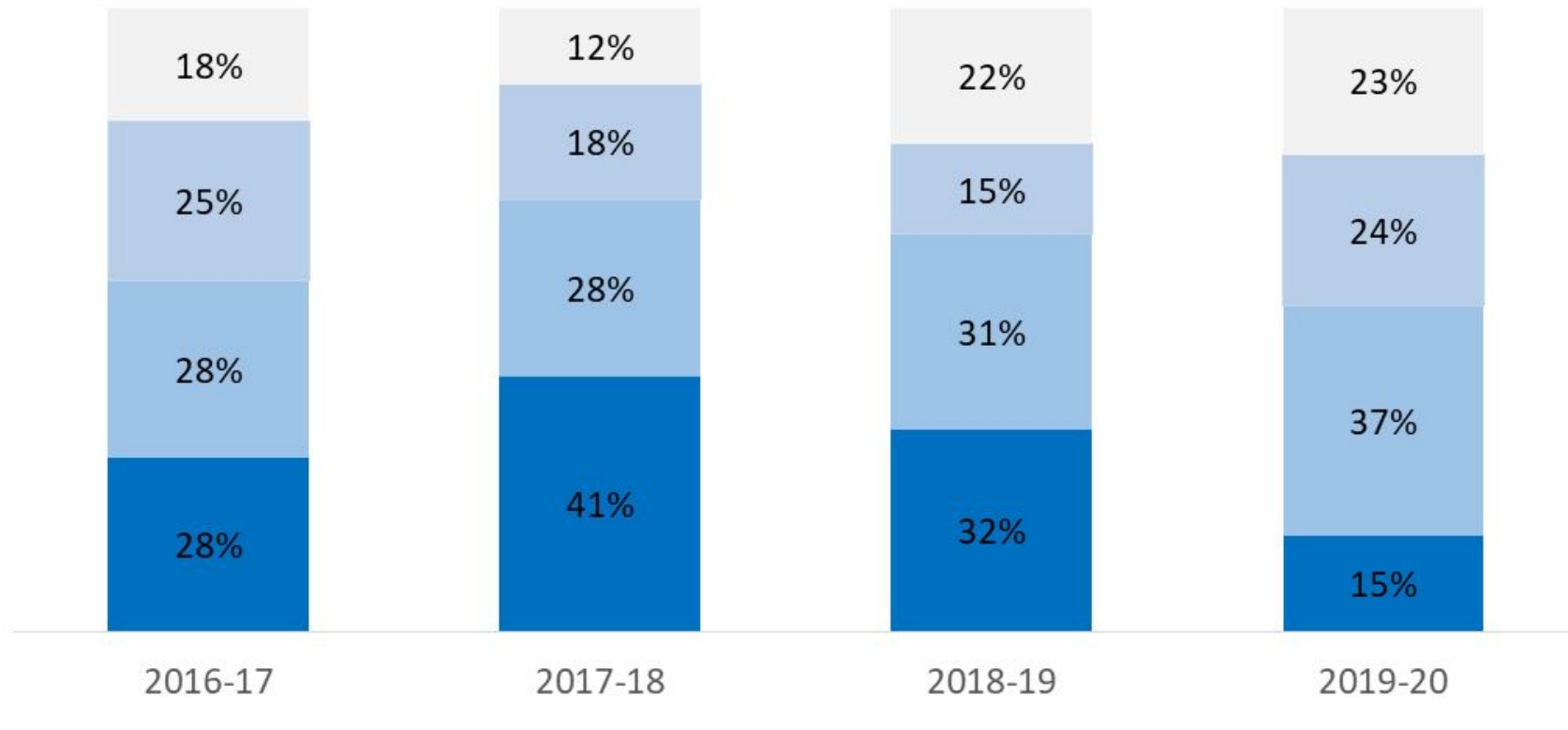
# Trends in Type of Referral

- Adult court referrals made up 15% of the 2019-20 referrals
  - *lower* proportionally compared to 2016-17
- Juvenile system referrals made up 37% of the 2019-20 referrals
  - *higher* proportionally compared to 2016-17
- Teen court referrals made up 24% of the 2019-20 referrals
  - *similar* proportion compared to 2016-17
- Other diversion referrals (e.g., 4H, Campbell Law Mediation Program, Haven House, Alliance, etc.) made up 23% of the 2019-20 referrals
  - *higher* proportionally compared to 2016-17

# Trends in Type of Referral

WCPSS Total Student Referrals from 2016-17 through 2019-20, by Court System

■ Adult ■ Juvenile ■ Teen Court ■ Other Diversion



\*Data for the 2019-20 school year may not be comparable to previous years because schools were not in session after March 13, 2020.



# Questions?