



# Safety and Security Committee

WCPSS Board of Education  
September 30, 2020



## Desired Outcomes

---

- Gain understanding and alignment about the Safety and Security Committee's purpose, structure, and scope of work.
- Gain insight in the types of offenses for which SRO referrals were made from 2017 - 2018 to 2019 - 2020.
- Examine trend data among the types of referral offenses.



# Purpose and Scope of Work

Russ Smith, Senior Director, Office of Security



# Safety and Security Committee: Purpose

---

## Purpose

The Wake County Board of Education created an Ad-Hoc Safety and Security Board committee to review, address, and plan for topics, programming, and resources in support of safety and security measures within the Wake County Public School System.



# Safety and Security Committee: Structure

---

## Structure

Board Chair Keith Sutton will chair the Safety and Security Committee with all WCPSS Board of Education members serving as committee members.

The Safety and Security Committee will meet monthly as other Board Committees. The fourth Wednesday of the month will serve as the designated committee meeting date.



# Safety and Security Committee: Scope of Work

## Scope of Work

### Areas of Focus for Scope of Work

- Review the framework and components of the SRO Program
- Analyze relevant student and district data to gain insight into programming, resources, strategies, and policy implications and thus, to inform planning
- Engage in a review of the SRO MOU and determine the district's future position and direction as tied to a MOU renewal
- Gain understanding of the findings from the School Safety Advocacy Council Review and use proposed recommendations to inform district planning and prioritization of safety and security goals and action steps
- Examine and/or identify security measures, practices, and resources for school campuses and WCPSS facilities

# WCPSS SRO Program Facts

- There are 11 law enforcement agencies serving WCPSS
- The previous MOU was for July 1<sup>st</sup> 2017 - July 1<sup>st</sup> 2020
- The most recent MOU is for July 1<sup>st</sup> 2020 - July 1<sup>st</sup> 2021
- There are total of 75 SROs at 75 schools within the district
  - 34 High School SROs support 28 schools
  - 37 Middle School SROs support 37 schools
  - 4 Elementary SROs support 10 schools

# Elementary School SROs

- There are 4 SROs that cover 10 elementary schools, all of which are assigned to schools in Holly Springs and Apex.
- There were no reported actions taken by any SRO in the district for these elementary schools.
- Further, there were no law enforcement actions reported by all other jurisdictions for elementary schools within the district.



## Area of Focus: SRO Program

### SRO Program

#### **Topics to Examine in Relationship to the SRO Program**

- Analysis of SRO Referral Data
- Analysis of SRO Referral Offense Data
- Analysis of SRO Survey Data and Focus Group Input
- Funding
- SRO Complaint Process
- SRO Training



## Area of Focus: SRO Program

### SRO Program

#### Topics to Examine in Relationship to the SRO Program

- History of SRO Placements in Middle Schools and Elementary Schools *(including, how were referrals handled before placement of SROs at these levels)*
- SROs in Elementary Schools *(Role and Specific Training to Elementary)*
- Distinction between the use of Adult Court Referrals *(why and how)* and Referrals to other Diversion Programs
- How are External Parent Initiated Complaints Brought to SROs
- Peacebuilders Pilot Program



# Area of Focus: Allied Universal Services

## Allied Universal Services

### **Topics to Examine in Relationship to Allied Universal Services**

- Analysis of SRO Survey Data and Focus Group Input as Related to Allied Universal Services
- Role of Allied Universal Services and Types of Services Provided on School Campus and District Administrative Sites
- Understanding of the Distinction in Roles between Allied Universal Services and SROs



# Area of Focus: School Safety Advocacy Council Review

## School Safety Advocacy Council Review

### **Topics to Examine in Relationship to the School Safety Advocacy Council Review**

- Analysis of the findings and recommendations from the review conducted by the School Safety Advocacy Council
- Determine how the findings and recommendations inform, shape, and prioritize our district's work in support of safety and security



# Safety and Security Committee

## Additional Topics and Areas of Interest to Explore

### **Additional Topics and Areas of Interest**

- Aside from the focus areas identified, are there other topics and areas of interest to explore as part of the committee's scope of work?
- Engage in a Council during which each Board member will have opportunity to identify any other topics for the committee's work.



# Questions?



# WCPSS Referral Offense Data

School Years 2017 - 2020

Russ Smith, Senior Director, Office of Security

Kenrick Scott, Senior Administrator, Office of Security

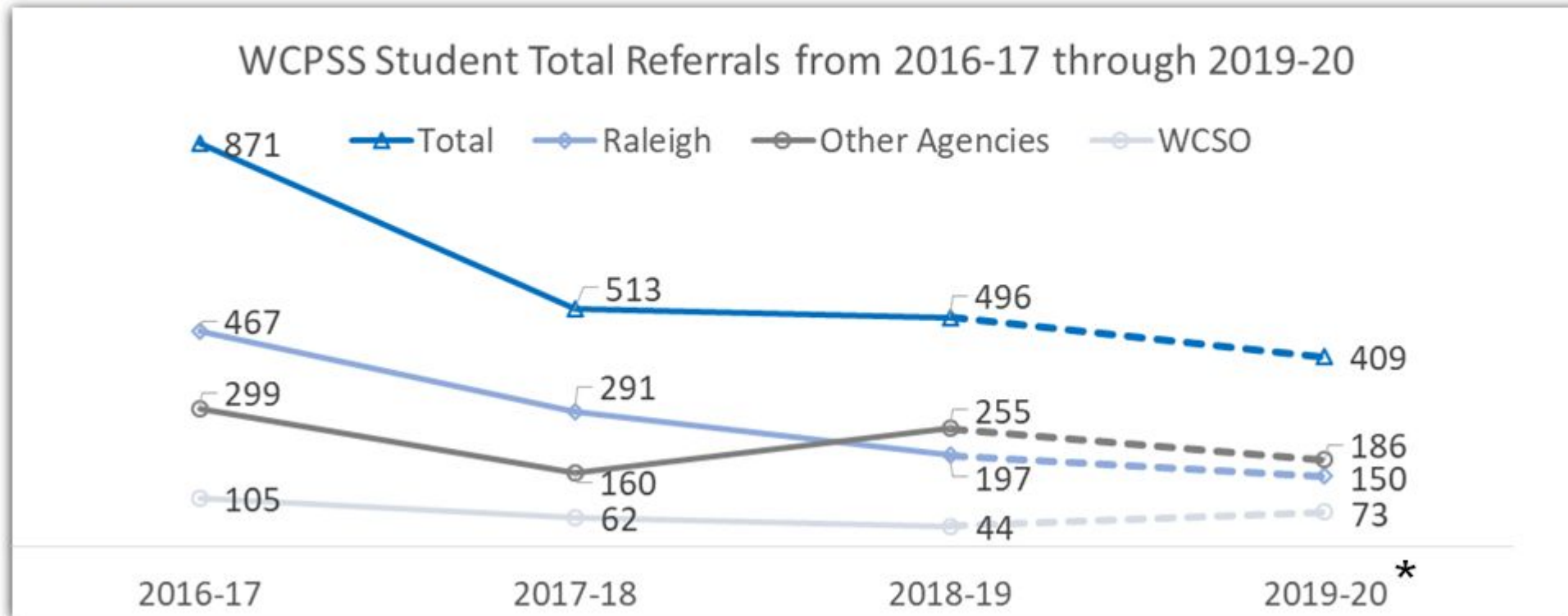
# WCPSS District SRO Referral Data

District Totals	2016-17	2017-18	2018-19	2019-20 *
<b>Total referrals</b>	871	513	496	409
<b>Race</b>				
White	165	111	124	123
Black	572	326	314	253
Hispanic	127	71	51	29
Other	7	5	7	4
<b>Gender</b>				
Male	627	381	380	312
Female	244	132	116	97
<b>Court system</b>				
Adult	243	210	161	63
Juvenile	248	146	155	151
Teen Court	222	94	72	99
Other Diversion	158	63	108	96

*\*Data for the 2019-20 school year may not be comparable to previous years because schools were not in session after March 13, 2020.*

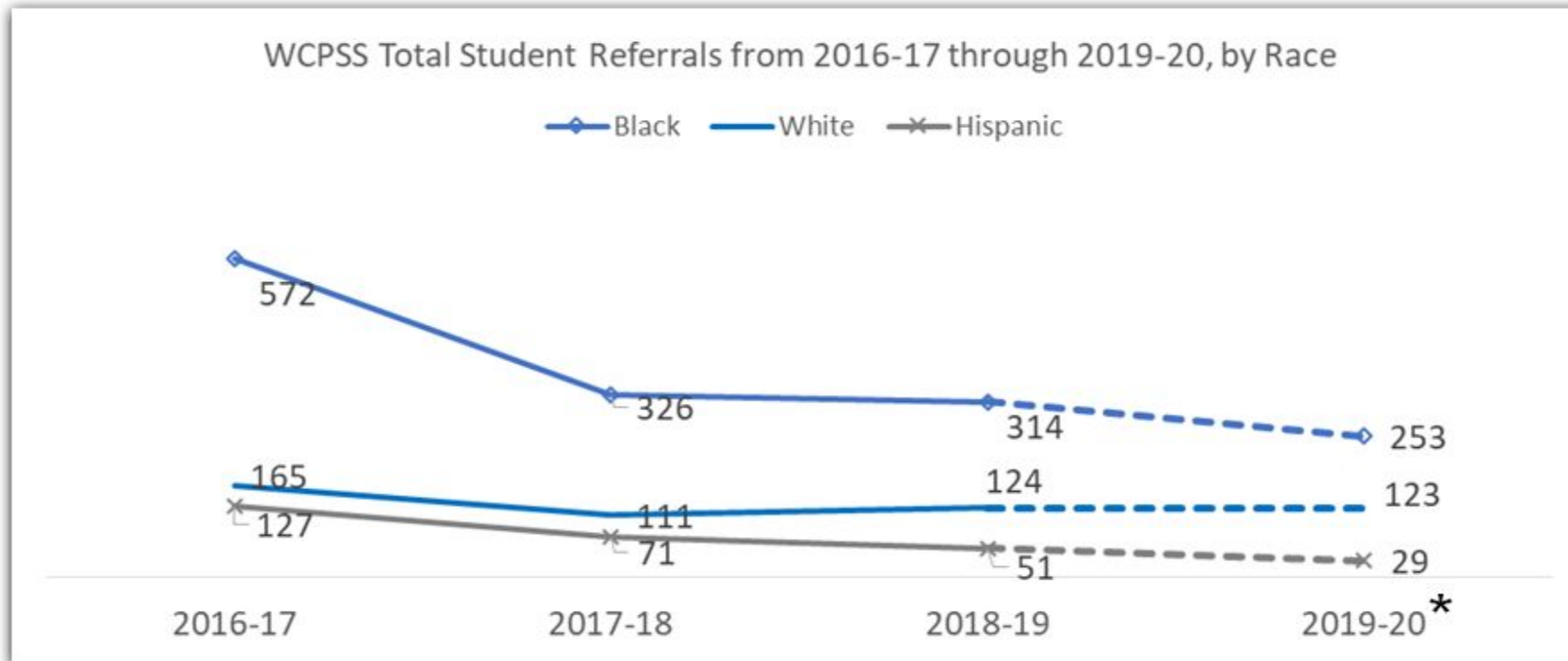
# Trends in Referrals

From 2016-17 through 2018-19, total referrals decreased by 43%. Raleigh PD referrals decreased by 58%, Wake County Sheriff's Office (WCSCO) referrals decreased by 58%, and referrals from all other agencies decreased by 15%. Data from a shortened year in 2019-20 suggest those figures appeared to be *holding steady* except for WCSCO.



# Trends by Ethnicity

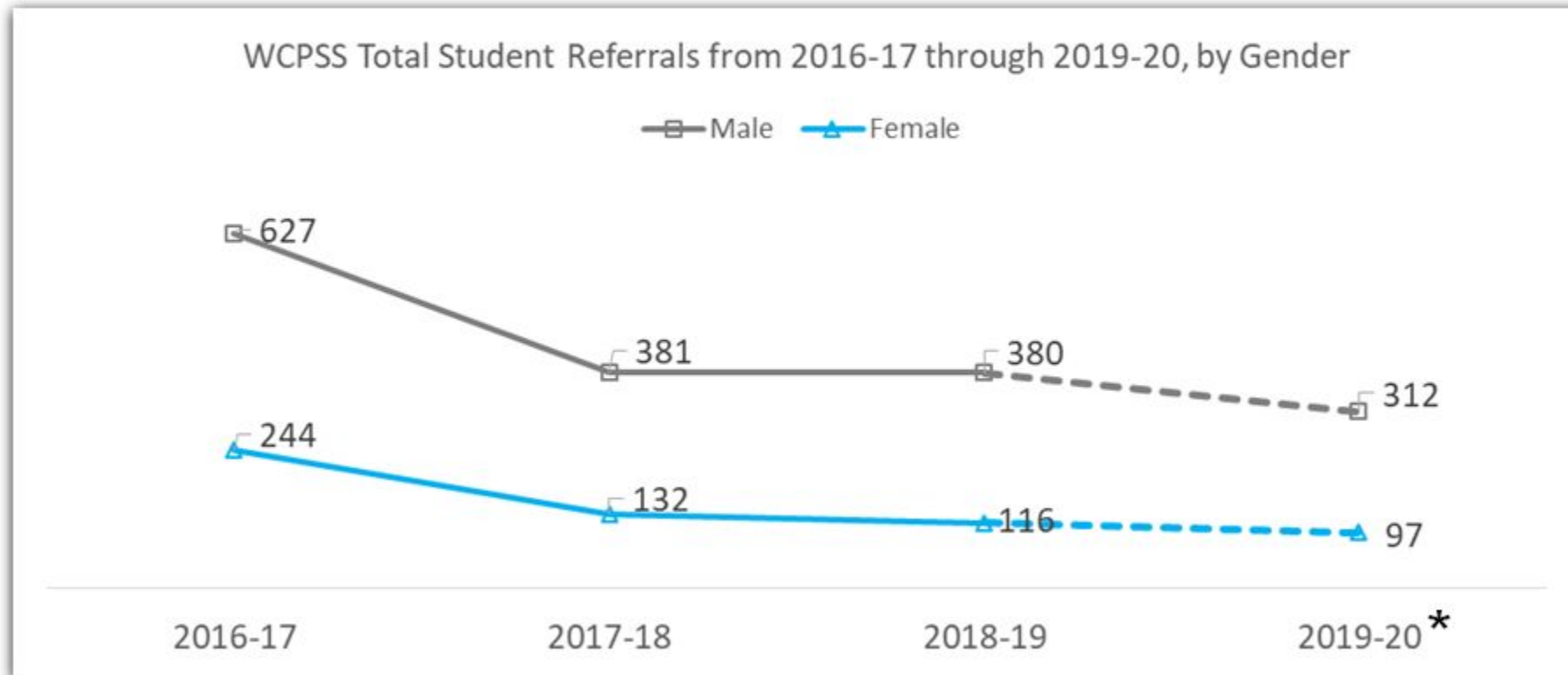
From 2016-17 through 2018-19, referrals decreased by 45% for Black students, 25% for White students, and 60% for Hispanic students. Data from a shortened year in 2019-20 suggest those figures appeared to be *holding steady* for Black students, *continuing to drop* for Hispanic students, and *moving back upward* for White students.



\*Data for the 2019-20 school year may not be comparable to previous years because schools were not in session after March 13, 2020.

# Trends by Gender

From 2016-17 through 2018-19, referrals for male students decreased by 39% and 52% for female students. Data from a shortened year in 2019-20 suggest those figures appeared to be *holding steady*.



\*Data for the 2019-20 school year may not be comparable to previous years because schools were not in session after March 13, 2020.

# Referral Offense Data Analysis

- A summary of the offense data has been compiled for the 2017-18 school year to the 2019-20 school year.
- Offense data in this report is summarized for the WCPSS District, the Raleigh Police Department, the Wake County Sheriff's Office, and all other law enforcement agencies across municipalities in Wake County.
- The summary includes an analysis of offenses by incident and a demographic breakdown of the offenses by race and gender.

# Referral Offense Data Descriptions

- There were over 200 types of offenses that were categorized into 25 categories.
- Offenses were categorized as “Single Offense,” i.e. Possession of a Weapon.
- Offenses were also categorized into “Multiple Offenses” for an incident, i.e. Possession of a Weapon and Controlled Substance,
- All of the offenses for the SRO referrals occurred in middle schools or high schools. There have not been any reported law enforcement contacts within any of our elementary schools.



# Top 5 Referral Offenses in WCPSS

## Top 5 Offenses for SRO Referrals

Of the 25 categorized offenses, the top 5 offenses resulting in a SRO referral include *(in order)*:

1. Assault
2. Controlled Substance
3. Larceny
4. Possession of a Weapon
5. Multiple Offenses

# Multiple Offenses for a Single Incident

There were several instances where a single incident resulted in multiple offenses. The category “Multiple Offense” includes:

Larceny and Resist Officer

Assault and Disorderly Conduct

Assault and Possession of a Weapon

Assault and Possession of Marijuana and Disorderly Conduct

Possession of weapon and Possession With Intent to Sell & Deliver & Possession Controlled Substance of Drug Paraphernalia

Assault on Law Enforcement Officer and Resist Delay Obstruct an Officer and Assault on School Official

Threats and Resist Arrest and Disorderly Conduct

Possession of Marijuana and Paraphernalia and Alcohol

Possession of Marijuana and Possession of Weapon

Possession With Intent to Sell & Deliver and Possession and Possession of Firearm

Assault and Resist Officer

Resist Delay Obstruct an Officer and Disorderly Conduct and Assault on Public Official

Underage Possession of Alcohol and Trespassing

# Multiple Offenses for a Single Incident (*Continued*)

Affray and Possession of Marijuana

Assault and Communication of Threat

Assault and Disorderly Conduct

Assault and Injury to Personal Property

Assault on Female and Assault on Law Enforcement Officer

Assault on Female and Larceny

Assault and Resist Delay Obstruct an Officer and Disorderly Conduct

Assault and Communication of Threat

Communication of Threat and Possession of Controlled Substance

Communication of Threat and Possession of a Weapon

Communication of Threat and Assault

Communication of Threat and Resist Delay Obstruct an Officer

Disorderly Conduct and Threats and Damage to Property

Disorderly Conduct and Resist Delay Obstruct an Officer

Larceny and Damage to Property

# Top 5 Referral Offenses: Percent Change Over Time

## Top 5 Offenses: Percent Change Over Time

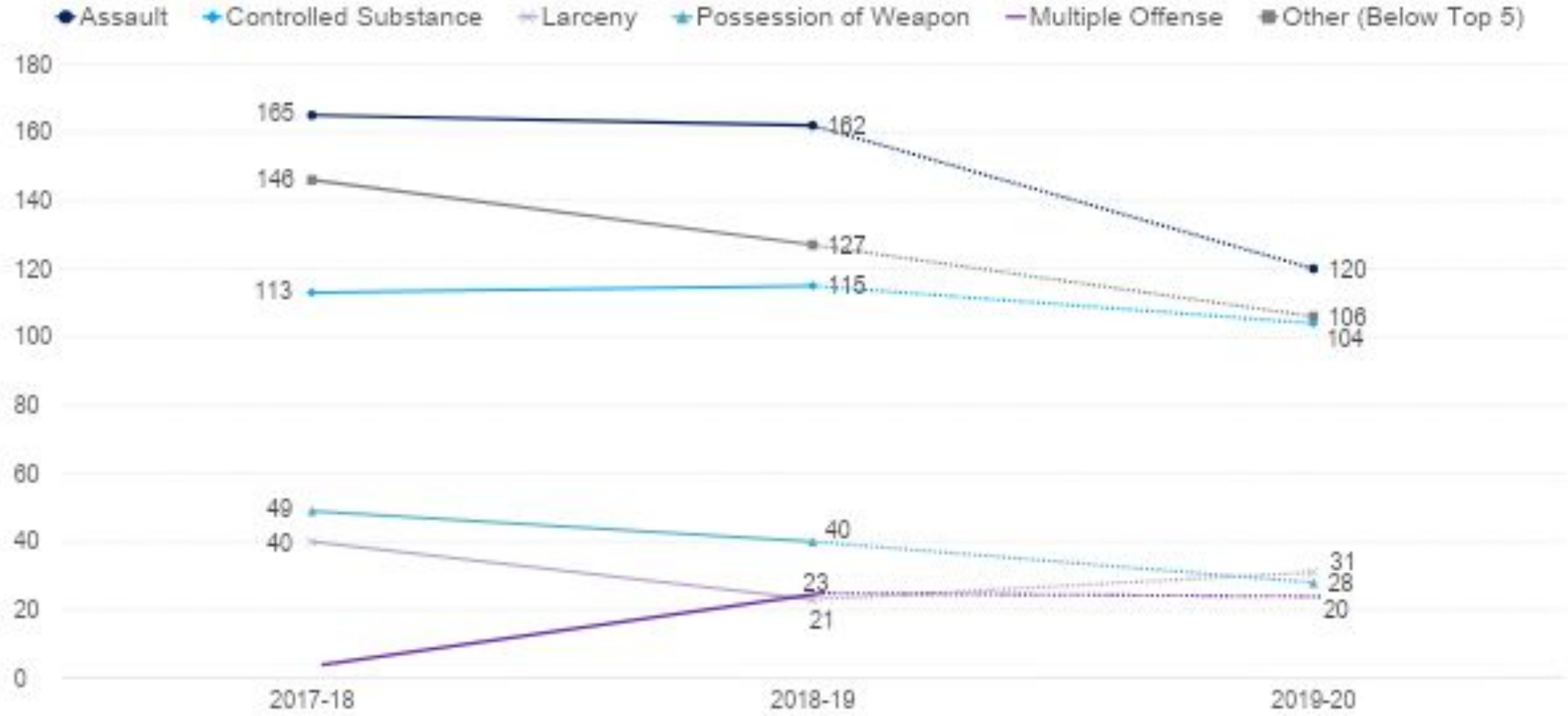
The percent of change in the top 5 referral offenses from 2017 - 2018 to the 2019 - 2020 school years:

- |                           |      |
|---------------------------|------|
| 1. Assault                | -27% |
| 2. Controlled Substance   | - 8% |
| 3. Larceny                | -23% |
| 4. Possession of a Weapon | -43% |
| 5. Multiple Offenses*     | - 5% |

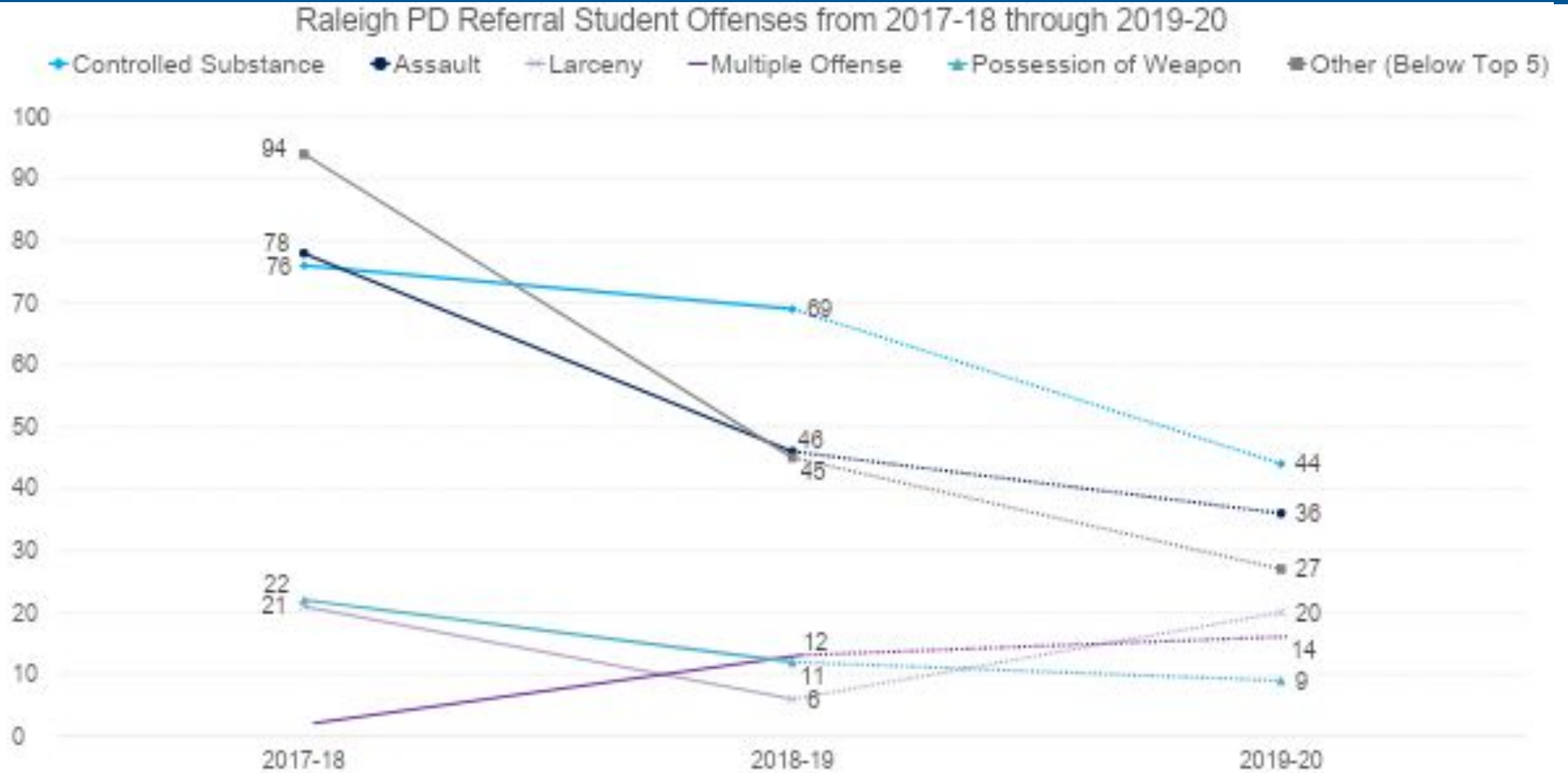
*\*Reflects % change from 2018-19 to 2019-20, agencies did not report multiple offenses in 2017-18.*

# WCPSS Referral Offenses from 2017-18 to 2019-20

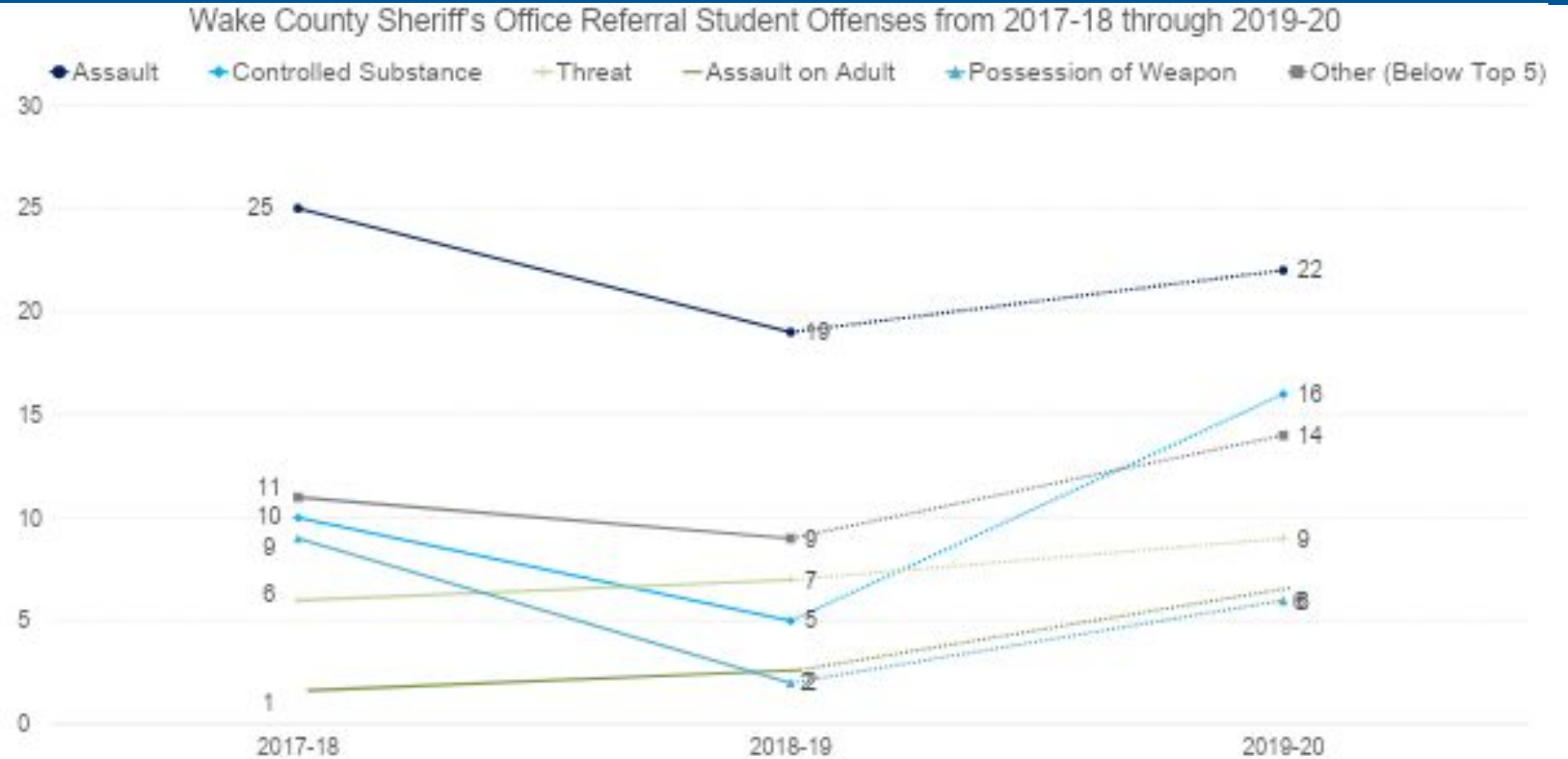
WCPSS Referral Student Offenses from 2017-18 through 2019-20



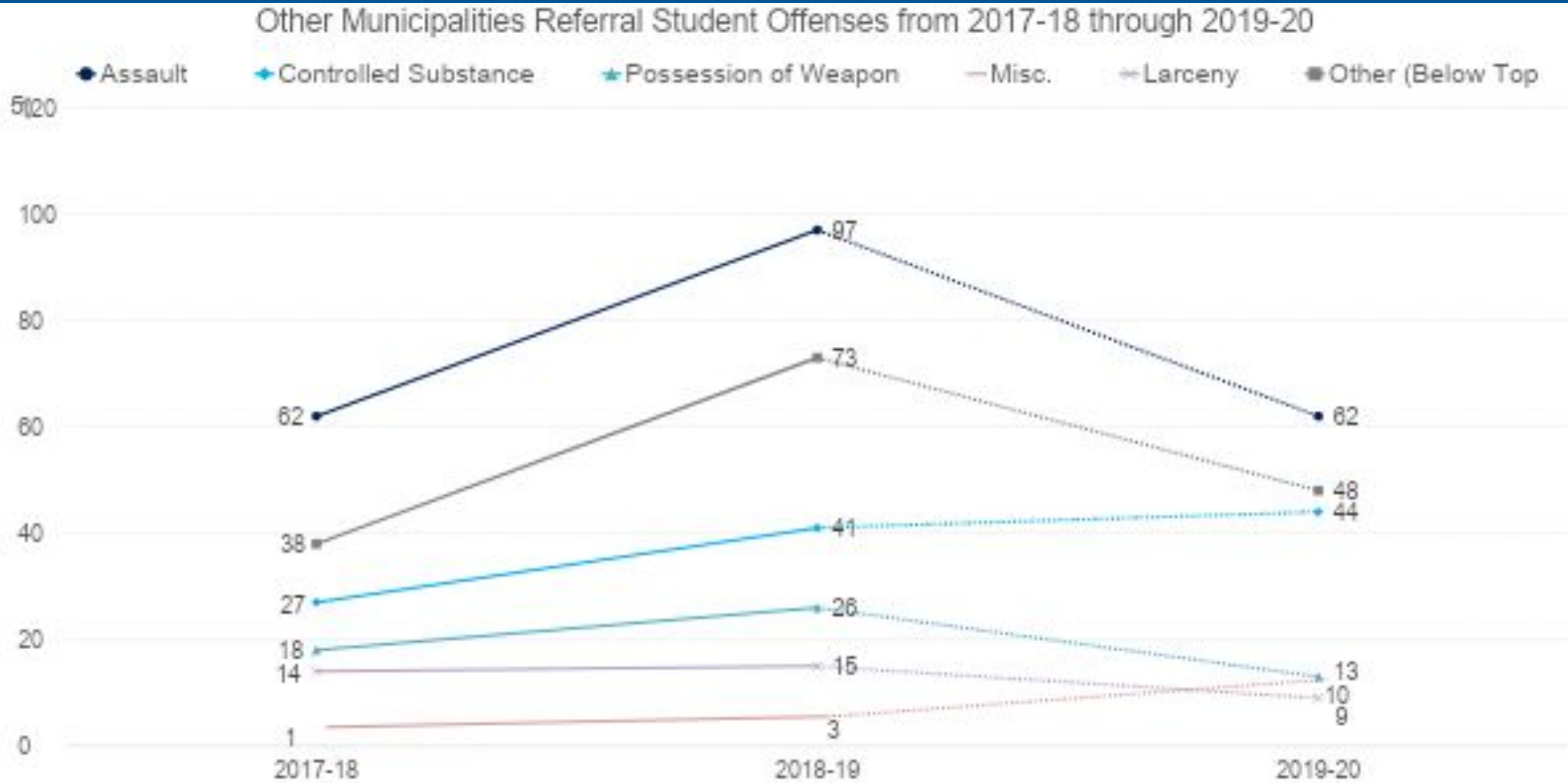
# Raleigh Police Department Referral Offenses 2017-18 to 2019-20



# Wake County Sheriff's Office Referral Offenses 2017-18 to 2019-20



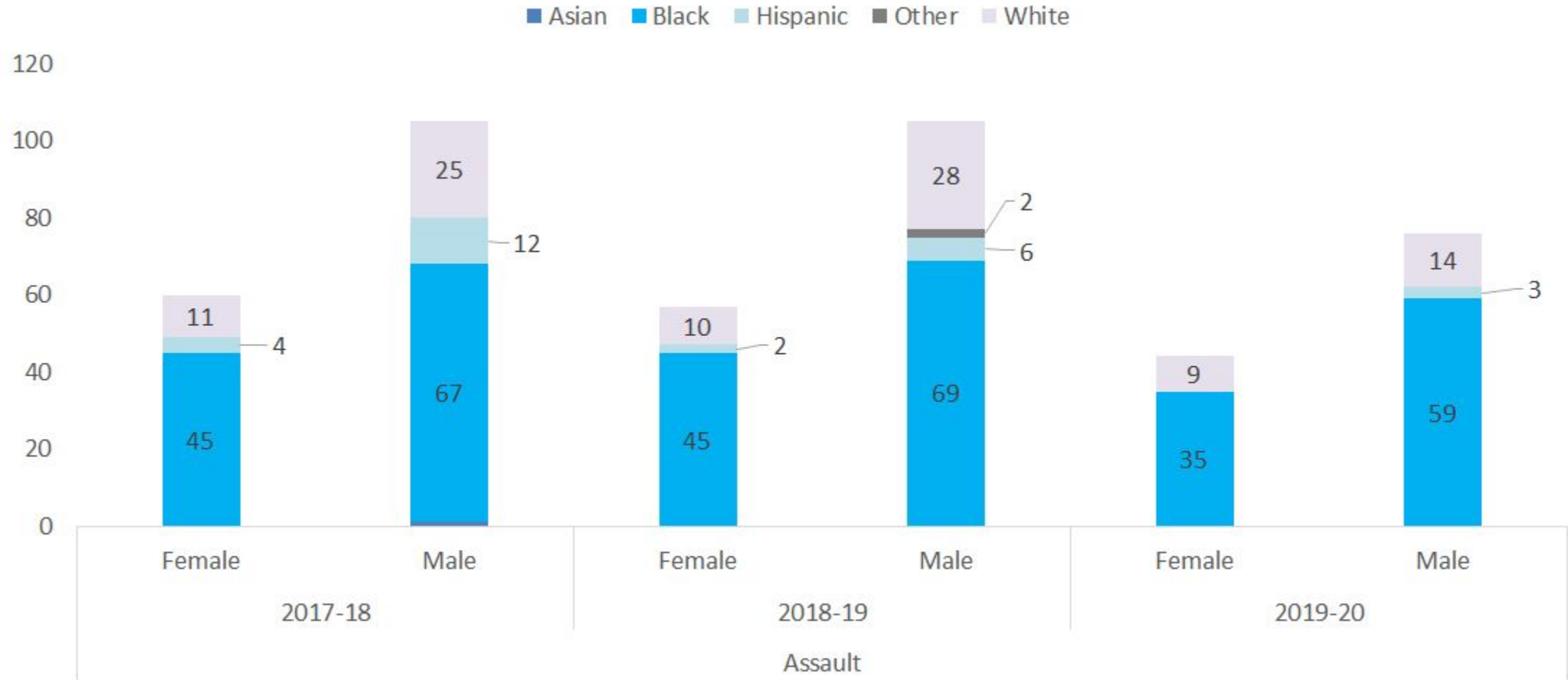
# Other Municipalities Referral Offenses 2017-18 to 2019-20



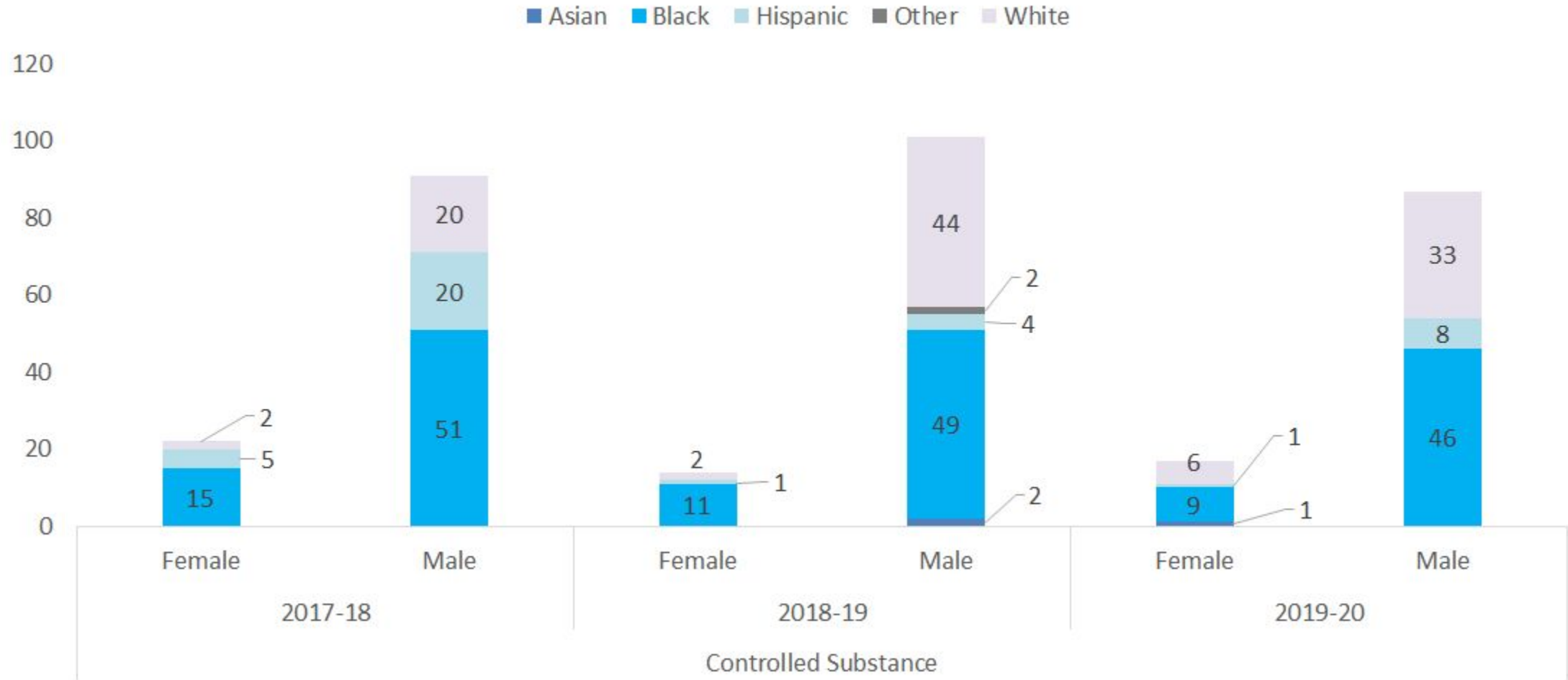
# Offense Types by Race and Gender

- The following slides are a visual representation of race and gender for the “Top 5” offenses from 2017-18 to 2019-20.
- The 2019-20 offense data represents a partial school year due to the closure of schools in March of 2020.

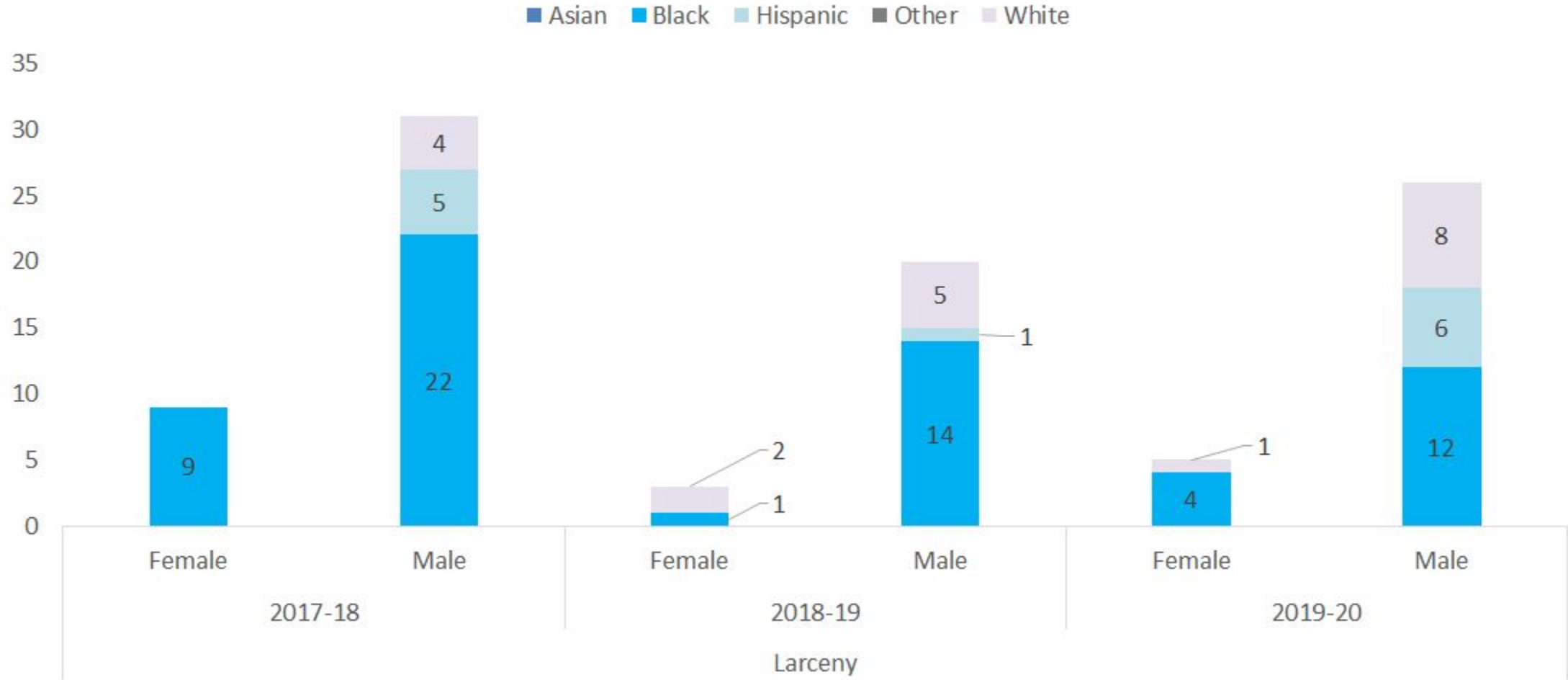
# WCPSS Referrals - Assault



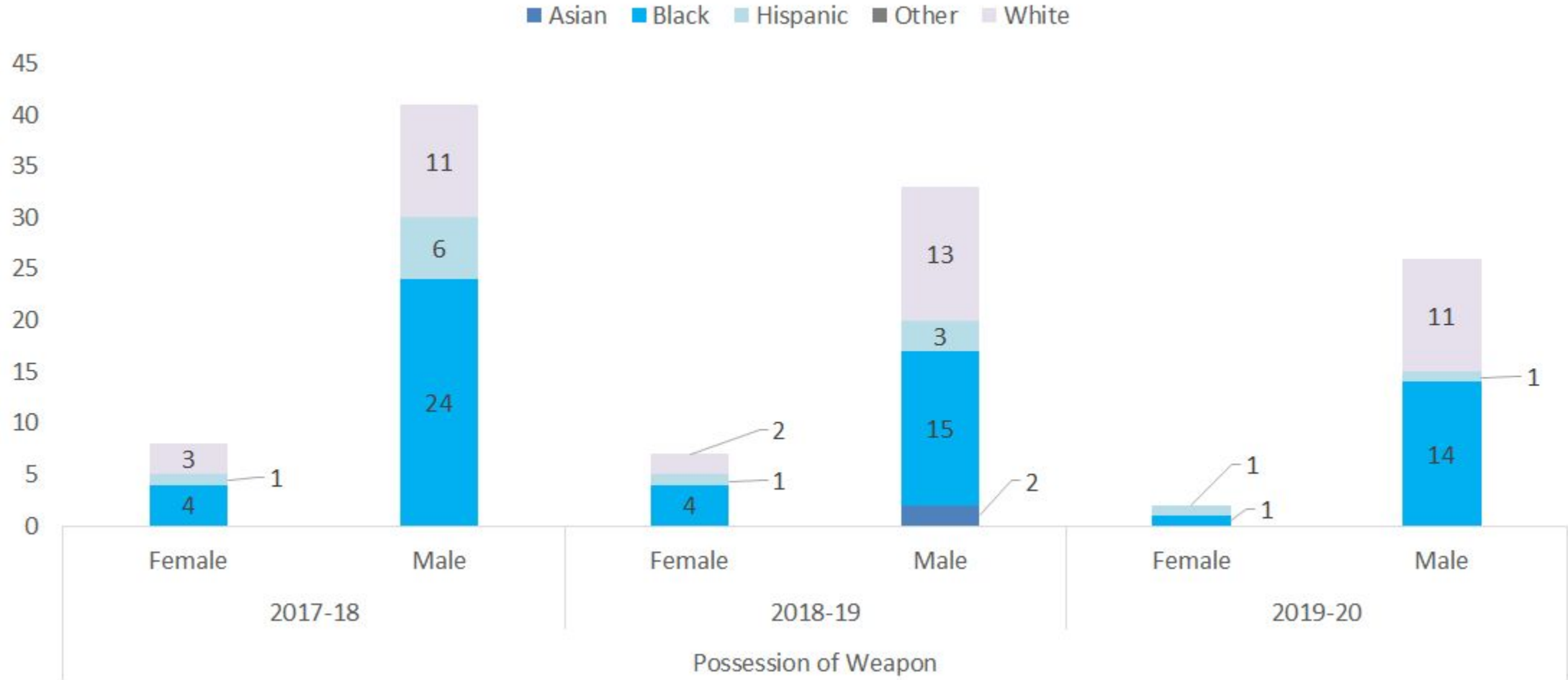
# WCPSS Referrals - Controlled Substance



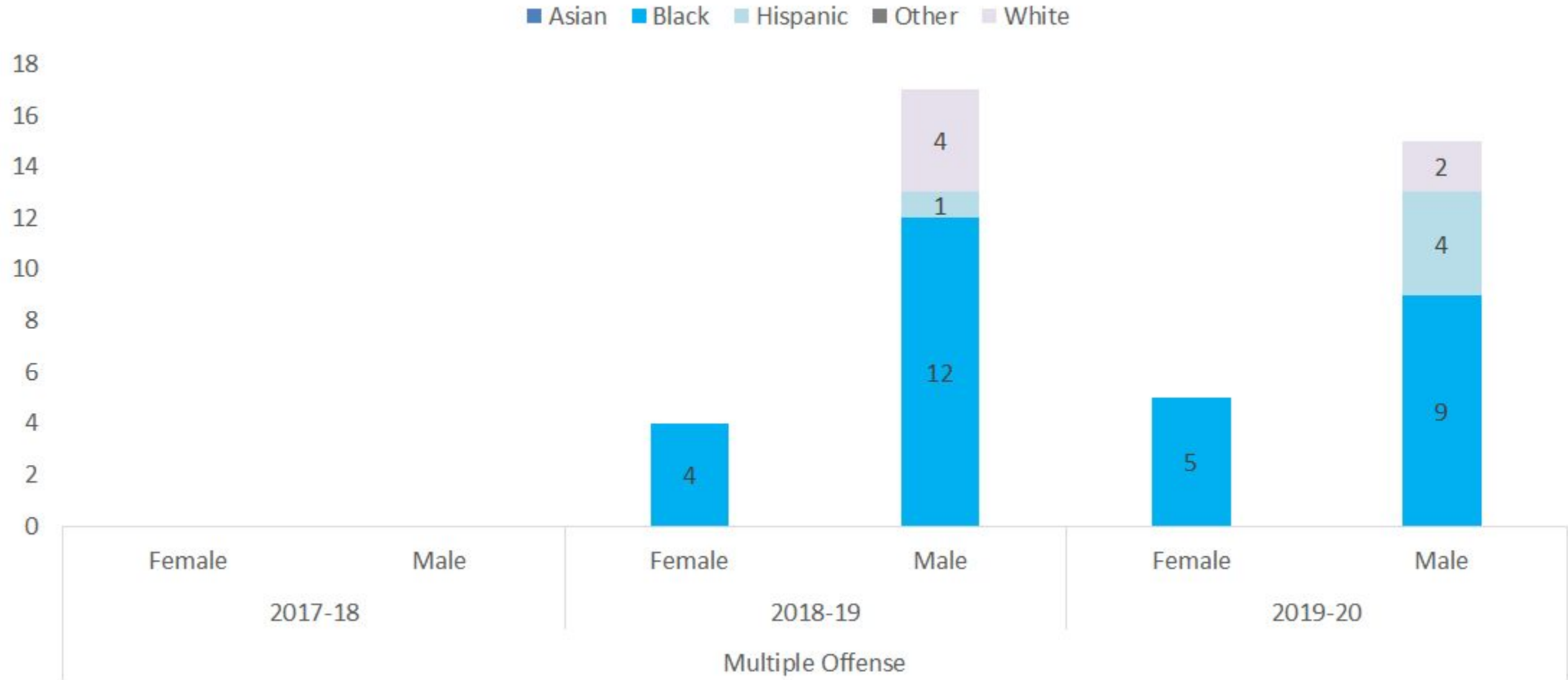
# WCPSS Referrals - Larceny



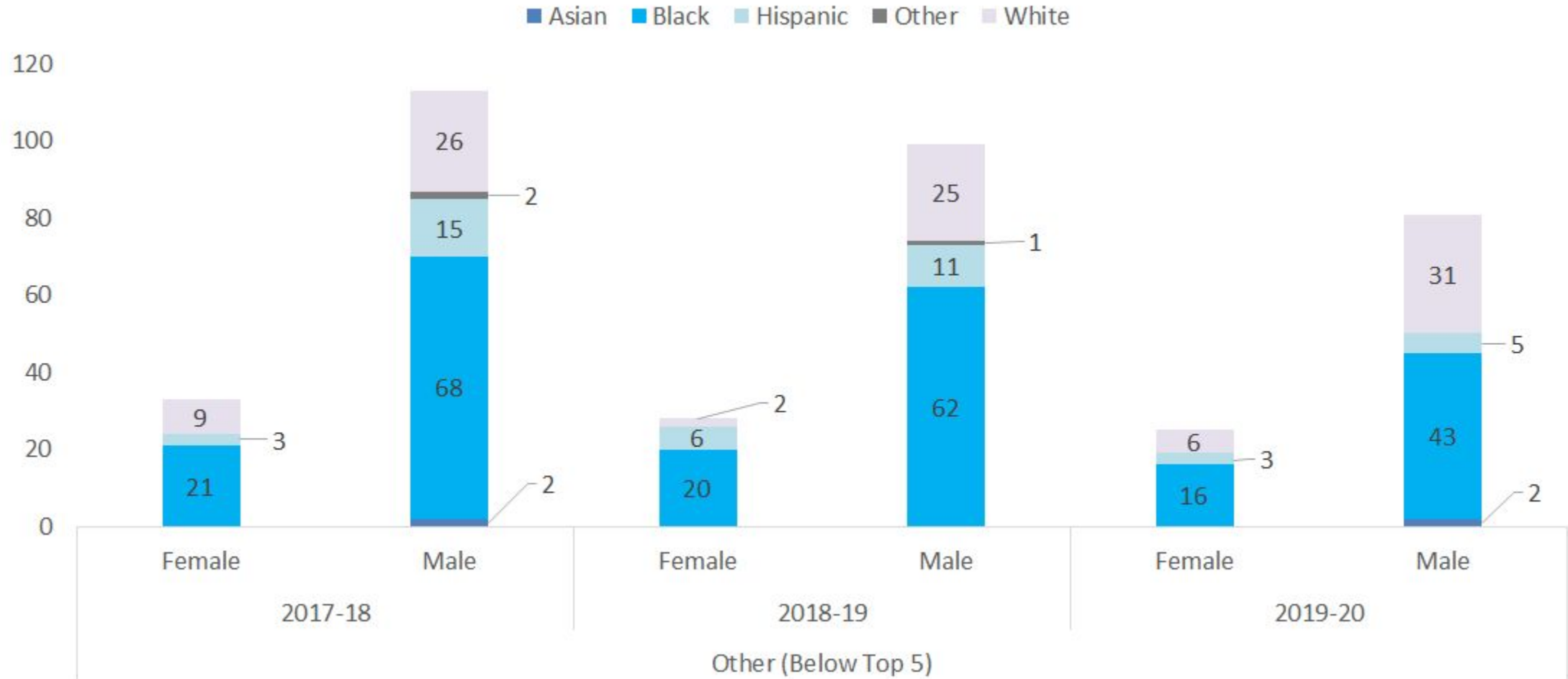
# WCPSS Referrals - Possession of a Weapon



# WCPSS Referrals - Multiple Offenses



# WCPSS Referrals - All Other Offenses



## Additional Offense Data:

Raleigh Police Department

Wake County Sheriff's Office

Other Municipalities

WHAT     
STARTS  
 HERE  
CHANGES  
 EVERYTHING.