

*my*FUTURE NC SPECIAL

COMMITTEE

UPDATE TO THE NORTH CAROLINA STATE BOARD OF
EDUCATION

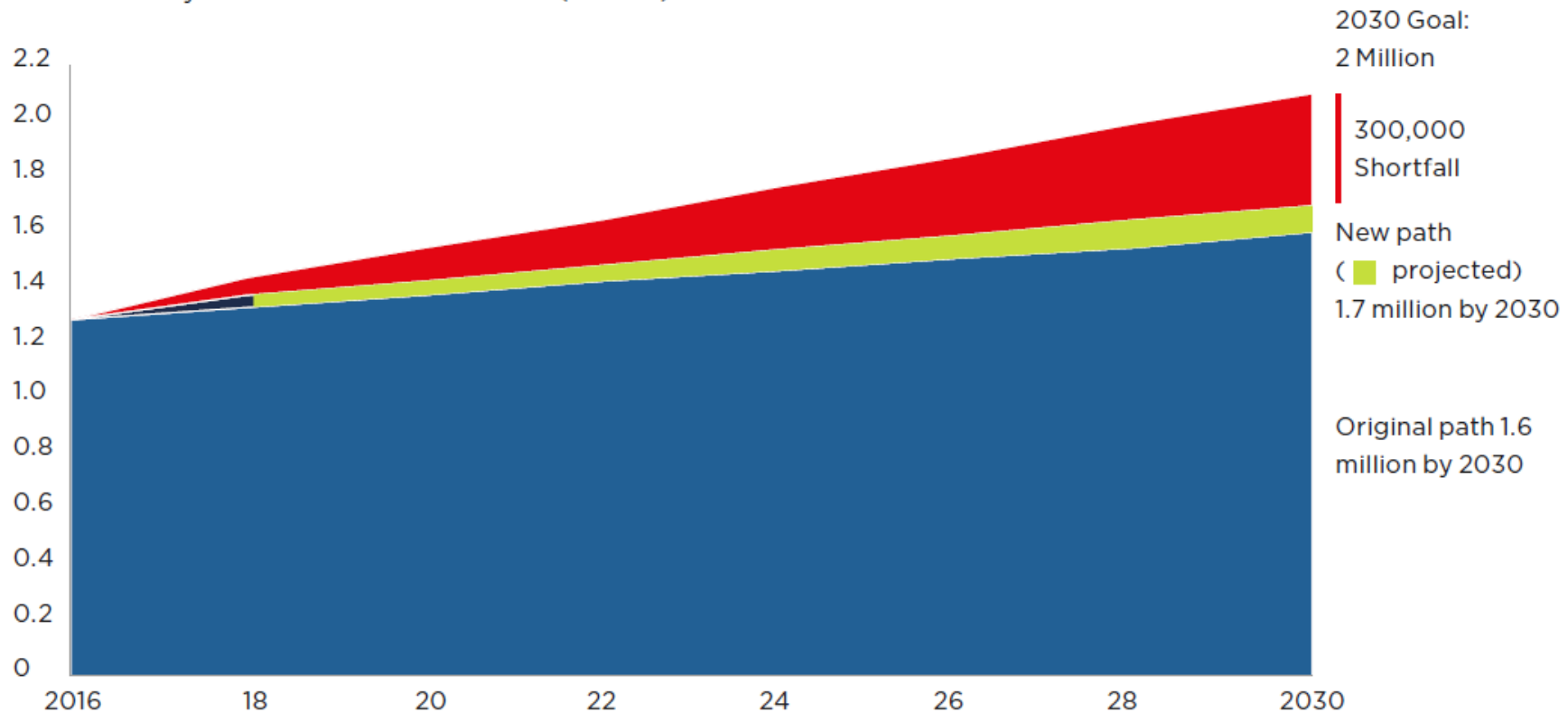
October 7, 2020

North Carolina's Statewide Attainment Goal

Updated projections indicate that North Carolina's new projected path puts the state 300,000 short of the 2 million by 2030 target

Progress Against the Deficit of Postsecondary Credentials in North Carolina

Postsecondary credentials in North Carolina (millions)



myFutureNC Attainment Indicator: FAFSA Completion Rate



Educational Performance Indicators

FAFSA Completion Rate

Percent of North Carolina high school seniors completing Free Applications for Federal Student Aid (FAFSAs)

[Explore indicator details](#)



County Attainment Profiles

- Data unique to each of NC's 100 counties
- Highlights county and regional performance on key indicators
- Lists specific opportunities for improvement that will ultimately lead to increased attainment
- Facilitates decision-making on LOCAL priorities
- Uses data to identify three actionable opportunity areas to improve future attainment outcomes

Opportunities for Growth



FAFSA Completion

43% of Richmond County high school seniors complete the FAFSA, below the rural non-metro county average of 55%.



Postsecondary Completion

42% of Richmond County high school graduates who enroll in postsecondary earn a degree or credential within 6 years, below the rural non-metro county average of 49%.



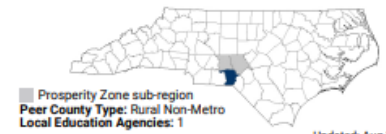
First-Year Persistence

68% of Richmond County high school graduates who enroll in postsecondary persist to their second year, below the rural non-metro county average of 73%.



Richmond County

NC goal: 2 million by 2030
2020 County Attainment Profile



Prosperity Zone sub-region
Peer County Type: Rural Non-Metro
Local Education Agencies: 1

Updated: Aug 12 2022

INTRODUCTION

From birth to career, there are many opportunities to develop strategies and interventions to increase attainment and improve workforce alignment. Below are some key areas and indicators that highlight where interventions may be possible to improve overall educational attainment outcomes.

Building the Foundation: Pre-K to 8

High-quality early learning and strong academic progress in early years helps prepare children for future success.

Richmond County has 14 public schools with performance grades. Of these schools, none were classified as low performing in 2019.

Ready for College & Career

High school completion is a crucial step on the pathway to postsecondary success or the beginnings of a career. Activities that prepare students to navigate the transition to postsecondary include gaining experience in college-level coursework and applying for financial assistance.

Postsecondary Access and Success

These metrics capture student progression and educational attainment from high school graduation to postsecondary completion. They indicate relative strengths and weaknesses of Richmond County at each stage of the postsecondary pipeline.

Richmond County has a student-to-school counselor ratio of 371:1.

Labor Market Outcomes

Lack of technical skills and lack of education are among the primary reasons why NC employers struggle to fill vacancies. These metrics capture labor market outcomes among recent graduates, the alignment between postsecondary degree production and labor market demand, and future job demands.

9.2% of teens ages 16-19 are not working and not in school versus 8.9% of peer counties.

Opportunities for Growth

Compared to rural non-metro counties and the state, these three areas represent the biggest opportunities for Richmond County to improve future attainment outcomes.

COUNTY OVERVIEW

Richmond County is in the Pinehurst-Rockingham Prosperity Zone sub-region. It's one of 50 rural non-metro counties in NC.

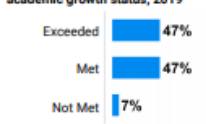
Overall, 4% of 25-44-year-olds in Richmond County have earned a master's degree or higher as their highest degree; 9% have a bachelor's degree; 11% have an associate degree; 26% have some college, no degree; 32% have a high school diploma, and 18% have less than a high school diploma.

2018 Population	45,199
2030 Population	44,123
K-12 Students (2019)	
Traditional Schools	7,045
Charter/Private/Home	679
Median Household Income	\$38,514
Child Poverty Rate	31%
Households with Broadband	70%

How students in Richmond County traditional public schools are currently doing:


- To meet state goals, Richmond County needs:
 - **40 more eligible 4-year-olds** enrolled in NC Pre-K program (goal: 75% vs. 64%).
 - **1,143 more 3-8 graders** earning college-and-career-ready scores (level 4 or 5) in reading (goal: 73% vs. 39%).
 - **1,615 more 3-8 graders** earning college-and-career-ready scores (level 4 or 5) in math (goal: 86% vs. 38%).

Percent of Richmond County schools by academic growth status, 2019



To meet state goals, Richmond County needs:

- **84 more 9th graders** to graduate within four years (goal: 95% vs. 81%).
- **171 more seniors** to complete the FAFSA (goal: 80% vs. 43%).
- **217 more students** to attend school regularly (goal: 11% chronic absenteeism vs. 14%).

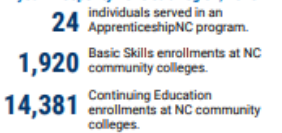


Students in Richmond County completed **411 Career & Technical Education concentrations** in 2019. The top three CTE concentrations completed include Health Science; Hospitality & Tourism; and Business Management & Administration.

Among Richmond County high school graduates:

- **60% of graduates** enroll in a postsecondary institution within 12 months versus 57% of peer counties.
- **68% of students** who enroll persist to their second year versus 73% of peer counties.
- **42% of students** who enroll earn a degree or credential within 6 years versus 49% of peer counties.

In your Prosperity Zone sub-region, 2018-19:



In your Prosperity Zone sub-region:

Public postsecondary institutions graduate **1,497 students per year**. After 5 years, 72% of 2013 graduates were employed in NC, earning an annual average wage of \$32,460.

50% of postsecondary degrees and credentials conferred by regional institutions are aligned with labor market needs. The top gaps are: **Health Science** (above and below bachelor's); **Education & Training** (bachelor's); and **Business Management & Administration** (bachelor's).

There are **69,044 job openings** projected between 2017-2026. The top 3 in demand jobs with median wages of \$50,000 or more are: 1) **Registered Nurses**; 2) **General and Operations Managers**; 3) **Sales Representatives, Services, All Other**.



FAFSA Completion

43% of Richmond County high school seniors complete the FAFSA, below the rural non-metro county average of 55%.



Postsecondary Completion

42% of Richmond County high school graduates who enroll in postsecondary earn a degree or credential within 6 years, below the rural non-metro county average of 49%.

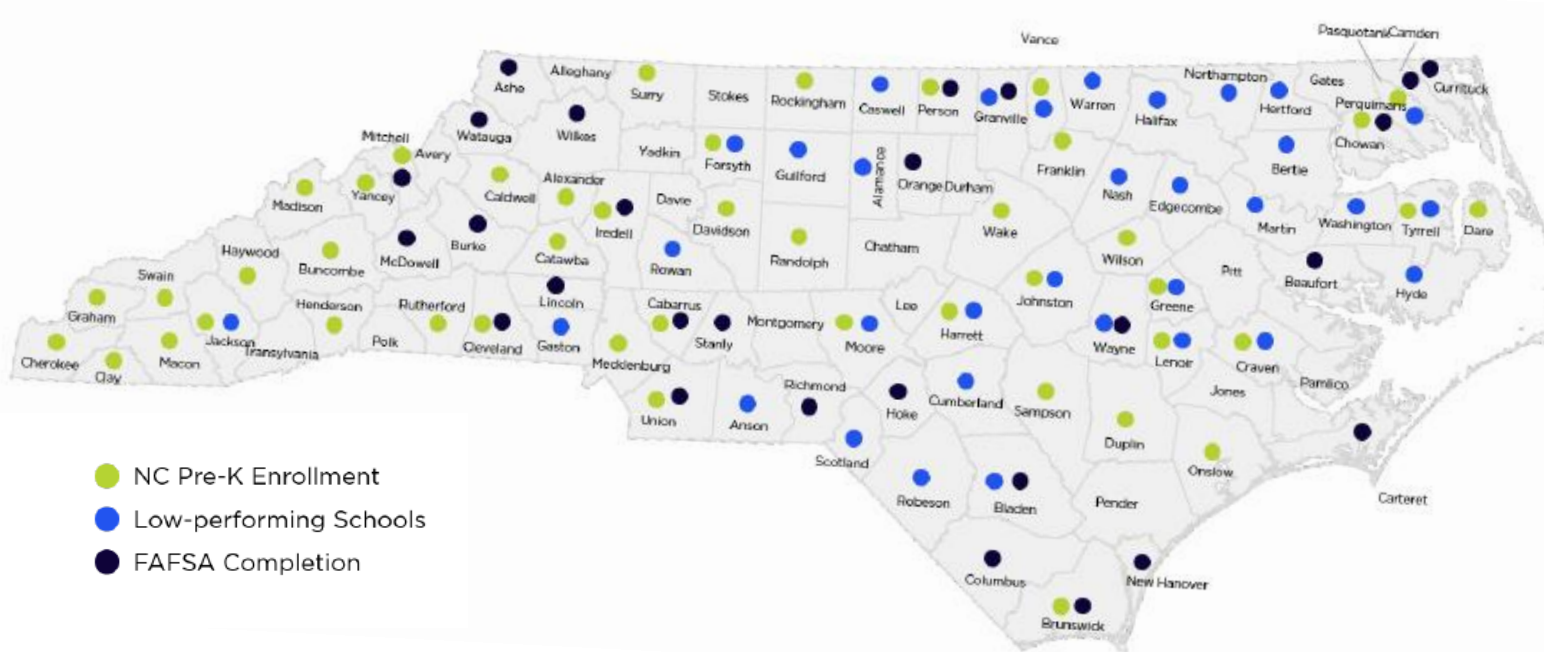


First-Year Persistence

68% of Richmond County high school graduates who enroll in postsecondary persist to their second year, below the rural non-metro county average of 73%.

List of Opportunities for Growth

1. NC Pre-K Enrollment
2. Low-Performing Schools
3. FAFSA Completion
4. College & Career-Ready in Math
5. Transition to Postsecondary
6. AP Participation
7. School Counselors
8. College & Career-Ready in Reading
9. Career & College Promise Enrollment
10. Disconnected Youth
11. Postsecondary Completion
12. Adult Learners
13. First-Year Persistence
14. Chronic Absenteeism
15. High School Graduation





North Carolina State Education
Assistance Authority

Helping North Carolina Pay For Education

Established in 1965, the Authority is the State agency that promotes **access to education** by administering financial aid and savings programs, informing students and families about **paying for college**, teaching educators about financial aid administration, and advocating for resources to support students.

- Administers over 50 grant, scholarship and loan programs on behalf of North Carolina
- Administers the NC 529 tax-advantaged college savings program
- Trains North Carolina's financial aid administrators and school counselors
- Provides information and guidance about financial aid
- Conducts outreach to help North Carolinians complete the FAFSA
- Assists elected officials, the UNC System Office, the NC Community College System and NC Independent Colleges and Universities on various matters pertaining to financial aid and paying for educational costs.

College Foundation of North Carolina (CFNC)

Helping You Plan, Apply and Pay for College

A six-way collaboration with common goal of helping increase the college-going rate in North Carolina

Website, call centers and 9 field representatives assigned by area codes and serving their communities

Career exploration, college applications, electronic high school transcripts, and financial aid information for North Carolinians



CFNC is celebrating its 20th anniversary in 2020!
Over 8 million accounts—
14,000 visitors daily

Technology services provided by the non-profit College Foundation, Inc (CFI) established in 1955 to administer student loan programs

Backbone of Countdown to College—October initiative to help students apply to college and for financial aid

Serving North Carolina students and families for over 20 years

Ongoing Supports from NCDPI

Serve on the CFNC Communications & Leadership Committees

Participate in cross-sector initiatives such as:

- Leading the NC School Counseling Strategic Leadership Team
- Coordinating Career & College Readiness online courses for school personnel

Provide primary communication vehicle regarding cross sector focus:

- Communications to CAOs, Principals, School Counselors, CDCs and other career and college advisors
- Webinars delivered collaboratively
- Resources linked on the DPI School Counseling website
- Varied shared data

Share guidance to inform policies & practices related to NC public schools

NC Countdown to College

October 2020: Annual campaign to support college access: Includes resources, activities, and publicity around three important college enrollment steps: Residency, FAFSA, and College Applications.

Week 1: Imagine Your Future

Week 2: Prepare to Apply

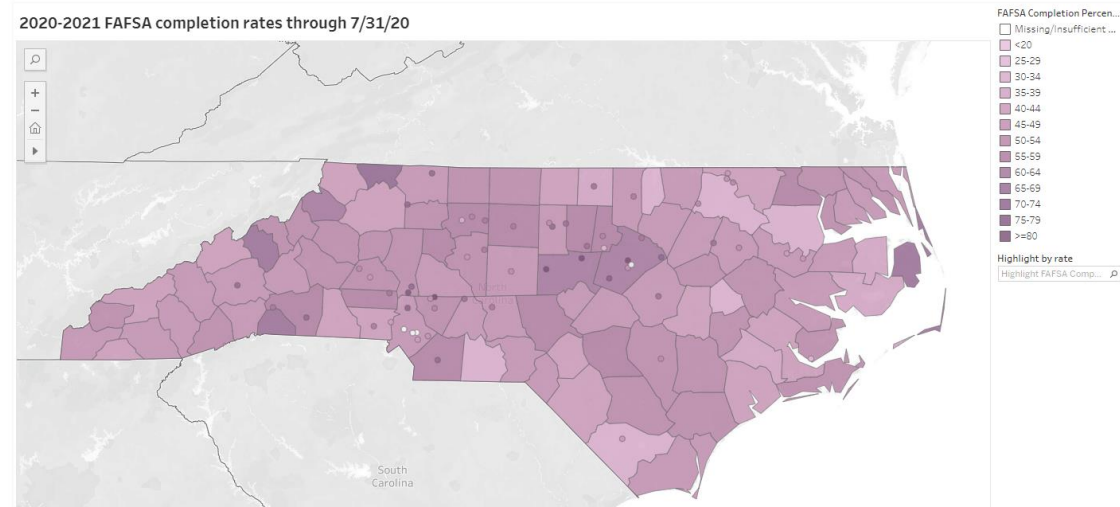
Week 3: Apply

Week 4: I Applied. Now What?



June 2020 FAFSA Frenzy NC

Completion Rates: 67 districts & 25 charters increased FAFSA completion and North Carolina moved up to 19th in the national FAFSA completion rankings



K-12 Partners: SBE, Superintendent, DPI, Superintendents, charter leaders, principals, school counselors, PIOs, CFNC, CAC, Career Coaches, EdNC & more...

Tools to Support FAFSA Completion


*my***FUTURE NC**
2 million by 2030.

NCSEAA 
North Carolina State Education
Assistance Authority

**First in FAFSA
Challenge**

**First in FAFSA
Tracker**

**Finish
the FAFSA**



Raise awareness, shine a light on the data and help to close the gap between submissions and completions.

*my***FUTURE NC**
2 million by 2030.

Finish the FAFSA:

North Carolina's FAFSA completion initiative

Benefits of Tool:

High School counselors can ...

- Identify students who have not filed a FAFSA
- Close the gap between submissions and completions
- Advise students regarding error correction or verification

DPI: provides senior names to CFNC

US Department of ED: sends FAFSA filer data to the NC grant system (CFI for SEAA)

CFI: matches DPI seniors with federal FAFSA filing data

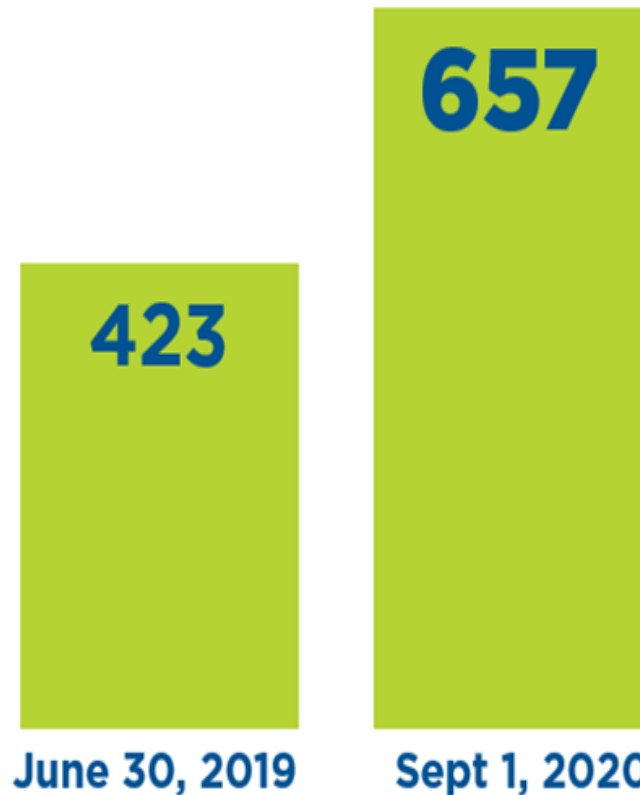
Authorized Users: track seniors via *Finish the FAFSA* in the CFNC Professional Tools

NCSEAA Data Sharing Agreements

Thanks to Key K-12 Partners:

- NC POY Matt Smith
- Charter TOY Doug Price
- NC TOY Maureen Stover
- Brandi Bragg – NENC Pathways
- Superintendent Association
- CSAB
- DPI: Regional Managers, OSC/Dave Machado, Cynthia Floyd, David Stegall

North Carolina High Schools with FAFSA Data Sharing Agreements



96% of NC high schools have signed FAFSA data sharing agreements.



Actions for Consideration

In alignment with SBE Strategic Plan Goal 1; Obj 4;
Component 2:

- **Add FAFSA Completion Rate to NC report card**
- **Add FAFSA Completion Rate as field to annual Graduation Data Verification Report**
- **Align SBE and MFNC Dashboards**
- **Leverage NC FAFSA Tracker to better target and serve students and schools (upon release of tool)**



Policy Recommendations

Educational Attainment at North Carolina's Recovery Strategy

A SHARED VISION FOR EDUCATIONAL ATTAINMENT



Policy Recommendations



READINESS: Increased commitment to Career & College Ready Graduates (S.L. 2015-241)

- CCRG Remediation Resources: Provide necessary supports for staff, professional development, and an annual subscription for the online course platform that allows for student access to remedial math and English/Language Arts courses.

55%

or 396,000 North Carolina students in grades 3-8 *did not earn* a college and career ready score on the end-of-grade Reading exam.

Policy Recommendations



ACCESS: Increase awareness and access to advising on career and college pathways & federal financial aid

- NC Community College Career Coaches: Expand access for students to NC Career Coaches, community college employees who are embedded in high schools. Career coaches assist high school students with determining career goals and identifying community college programs that align with those goals.
- College Advising Corps: Increase current capacity in existing counties and expand to remaining 17 counties, to focus on college enrollment among low-income, first-generation college, and underrepresented high school students by offering guidance on college admission, financial aid/FAFSA, and enrollment.
- NCSEAA/CFNC: Staffing funding model - Ensure adequate staffing capacity for a focus on FAFSA completions.
- FAFSA communication campaign and tracking tool: Support awareness campaign, including virtual advising and nudging; and, a tracking tool for real time data on FAFSA submissions, completions, and verifications.
- FAFSA Incentives: Provide incentives for schools/districts to increase FAFSA participation rates.

36%

or ~39,000 North Carolina high school seniors *did not complete* a FAFSA, leaving an estimated **\$89M** in federal Pell grants untapped by North Carolina students in 2019.

Policy Recommendations



COMPLETION: Reform Public Need-Based Financial Aid Programs

- Public Student Aid Programs: Simplify public student aid programs to incentivize student progress and completion, guided by the UNC-NCCCS task force report and national models.
- Part-Way Home Student Aid: Target student aid for “some college, no degree” adult students with eligibility available to North Carolina’s two and four-year public and private, non-profit sectors’ state financial aid programs.
- College Advisors: Increase training and capacity of college success coaches and advisors to encourage student retention and on-time graduation.
- COVID-19 Student Supports: Identify and support students impacted by COVID-19 who have withdrawn or at risk for withdrawing from school. Prioritize recruitment and retention efforts to help them complete a degree or credential through targeted financial aid and advising.

46%

of students in North Carolina who enroll in a postsecondary institution within 12 months of high school graduate *do not complete* a degree or credential within 6 years.

Policy Recommendations



ALIGNMENT: Define, standardize, and incentivize non-degree *NC Workforce Credentials* to align with in-demand living wage jobs

- Workforce Training and Pathways: Provide resources to providers to support short-term training programs and pathways (e.g., develop new courses, update/modernize existing courses, support instructors, purchase equipment, reserve space) to address identified gaps.
- Enrollment and Completion Incentives: Incentivize enrollment and completion of programs and high-value pathways through student supports (e.g., financial aid, exam fees, advising) and other education-related costs.

50%

of North Carolina employers report *difficulty hiring* qualified staff.

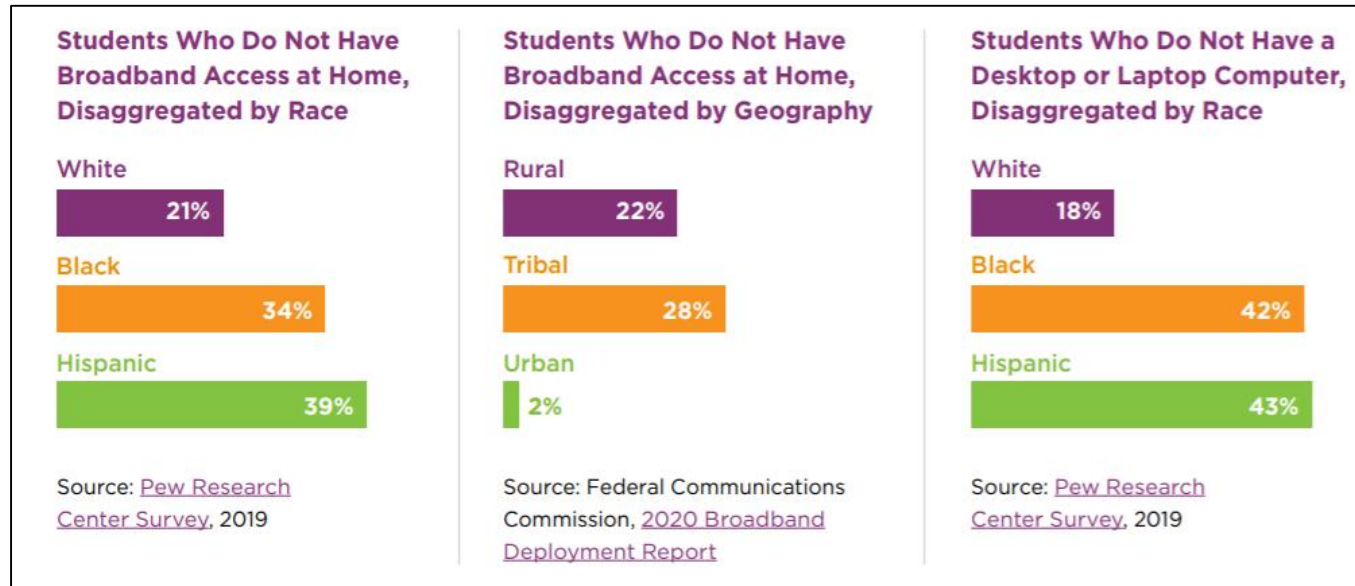
Policy Recommendations

Broadband: Access, Affordability & Adoption

BROADBAND: Access to broadband is the foundation for success for all initiatives and outcomes related to postsecondary readiness, access, completion, and alignment.

22%

of North Carolina Households *do not have* broadband at home.



- Champion connection between attainment and broadband by supporting and encouraging efforts to expand access, affordability, and adoption throughout North Carolina.

Thank you