

1st and 2nd Grade Full Day Pilot

Pilot Background

SIGNED MOU #1 FCEA Proposal 8/18/21

- 1 Year Pilot
- Participating schools have volunteered to extend their 1st and 2nd grade schedules to match 3-5th grade schedules from 8:25-2:37PM
- A committee made up of teachers who taught both schedules met three times and reviewed data pertaining to:
 - Student whole-child growth
 - Academic reading and math achievement
 - Impacts on social emotional learning

Full Day Pilot Schools

- CSE
- CME
- CVE
- EOE
- FHE
- MHE
- PJS
- TJE
- WRE

Evidence Reviewed

1. K - 2 Parent Survey Results (1,455 respondents)
2. TK-5 Teacher Survey (275 respondents)
3. Diagnostic Assessment Information
4. SEL Teacher Perceptions Survey Data
5. Special Education Teacher Interview Results
6. Educational Research, John Hattie's Data
7. Cost Analysis

1st & 2nd Grade Student Schedules

Full Day Schedule

8:25 - 2:37 PM - All students

**306 instructional minutes
per day per student**

Traditional Early/Late Schedule

8:25 - 9:10 (45 min) -
Early Student Small Group Instruction
BASE for Late Students

9:10 - Late Students Arrival

9:10 - 1:52 - All Students

1:52 - Early Students Dismissal

1:52 - 2:37 (45 min) -
Late Student Small Group Instruction
BASE for Early Students

**261 instructional minutes
per day per student**

Yearly Instructional Minute Requirements

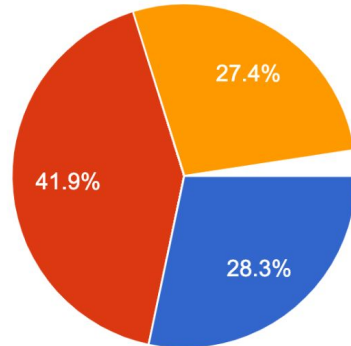
- Ed Code requires **50,400** instructional minutes for first and second grade students.
- FCUSD currently offers **46,788** instructional minutes for first and second grade students when on a traditional early/late schedule.

Parent Survey Results

This survey went out to all Kindergarten, 1st grade and 2nd grade parents - 1,455 responses collected

Would you prefer the 1st and 2nd grade schedule be:

1,455 responses



Orange - Traditional Early Late Schedule with the teacher (shortened day)

Red - Full Day schedule with the teacher

Blue - Early/Late schedule with the teacher and added care provided by a paraprofessional to increase to a full day

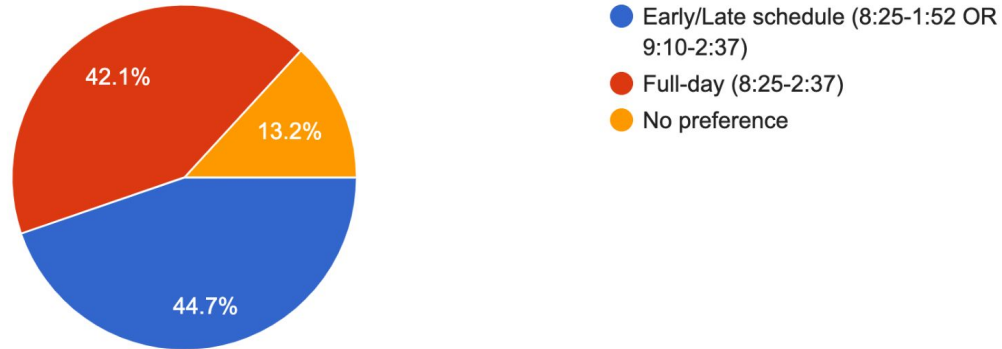
*White Space: 2.4% of parents chose "other"

Full Day Pilot TEACHER Survey Results

38 responses collected - represents almost 70% participation of the teachers that piloted the Full Day Schedule.

On which schedule do you feel our 1st and 2nd grade students should be:

38 responses

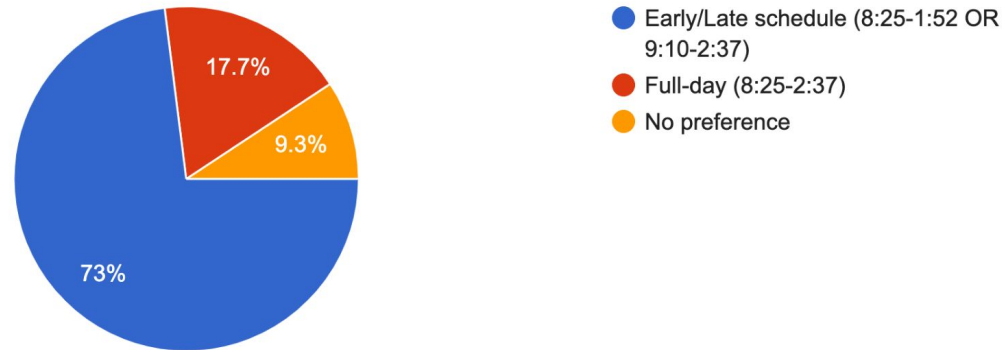


All Elementary Teachers (excluding Full Day Pilot Survey Results)

This survey question was available for all TK-5 teachers, excluding the full day pilot. 237 responses represent 48% of all Tk-5 teachers.

On which schedule do you feel our 1st and 2nd grade students should be:

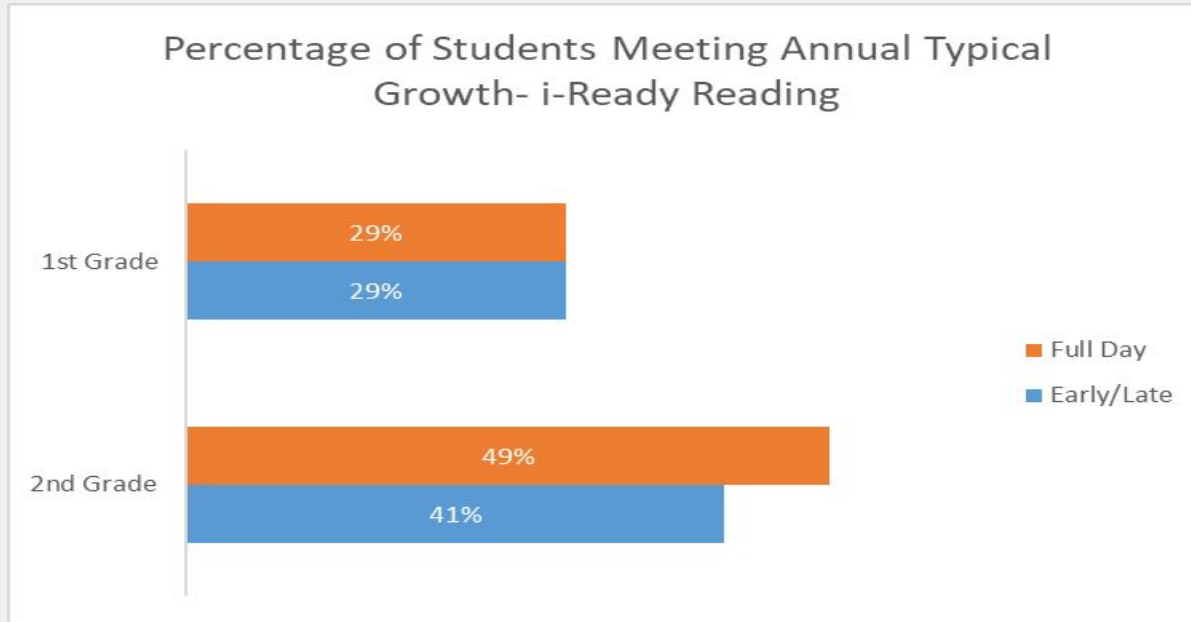
237 responses



Combined Teacher Results

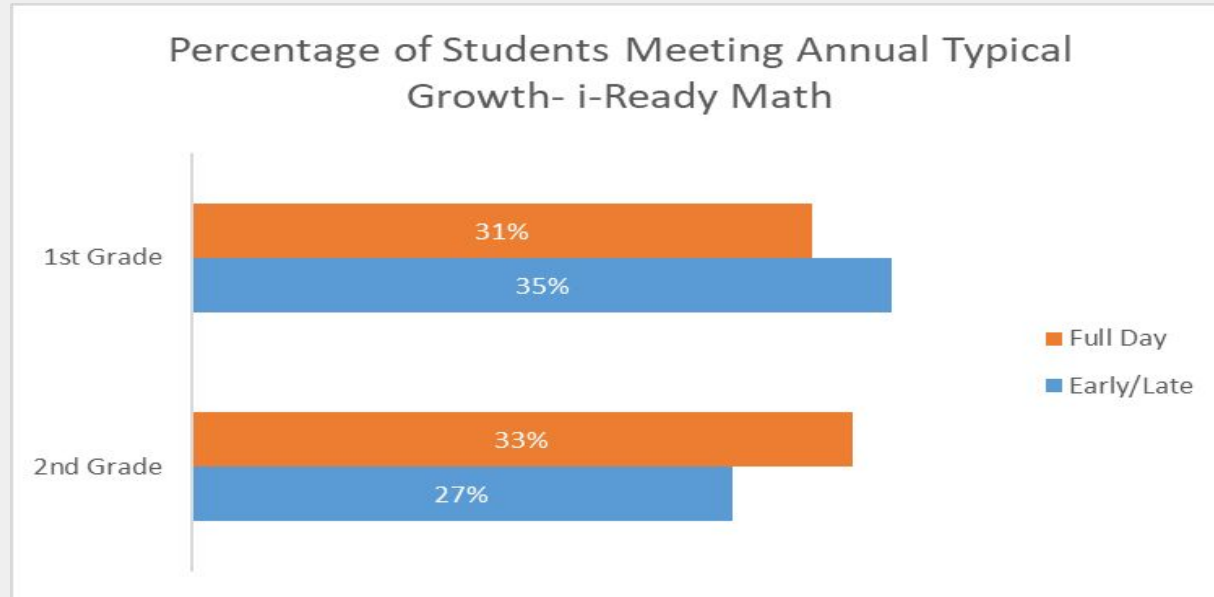
- Total Respondents: 275
 - In favor of keeping an early/late schedule - 69%
 - In favor of a full day schedule - 21%
 - No preference - 10%

ELA Diagnostic Data of Early/Late vs Full Day



The following data was generated from the iReady mid year Diagnostic.

Math Diagnostic Data of Early/Late vs Full Day



The following data was generated from the iReady mid year Diagnostic.

Diagnostic Data of Early/Late vs Full Day

Reading

- 1st Grade: There was no difference in percentage of students reaching annual typical growth
- 2nd Grade: 8% more students reached their annual typical growth in the Full Day Program

Math

- 1st Grade: 4% more students reached their annual typical growth in the Early/Late Program
- 2nd Grade: 6% more students reached their annual typical growth in the Full Day Program

This data was generated from the iReady mid year Diagnostic.

SEL Teacher Perceptions Survey

First and second grade teachers took a short 6 question self perceptions survey on each student in their class in the fall and spring.

Reported ALL Strengths for all questions

Reported MANY Strengths - showed strength in at least half of the questions.

Reported SOME Strengths - showed strength in less than half of the questions.

Reported NO Strengths for all questions

- If this student fails to reach an important goal, how likely is s/he to try again?
- How often does this student stay focused on the same goal for several months?
- Overall, how focused is this student in your class?
- During the past 30 days, how considerate was this student of his/her classmates' feelings?
- How confident is this student in his or her ability to learn all the material presented in your class?
- Overall, how much effort does this student put into figuring out what you are thinking?

SEL Data

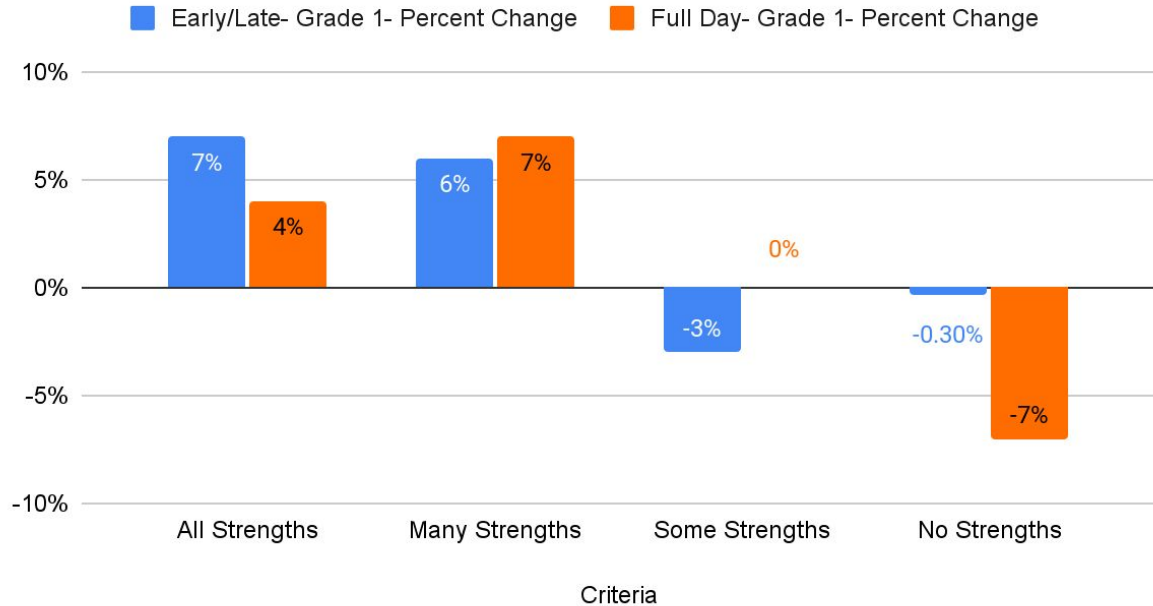
Reported ALL Strengths for all questions

Reported MANY Strengths - showed strength in at least half of the questions.

Reported SOME Strengths - showed strength in less than half of the questions.

Reported NO Strengths for all questions

Early/Late and Full Day Comparison- Grade 1 (SEL Survey)



SEL Data

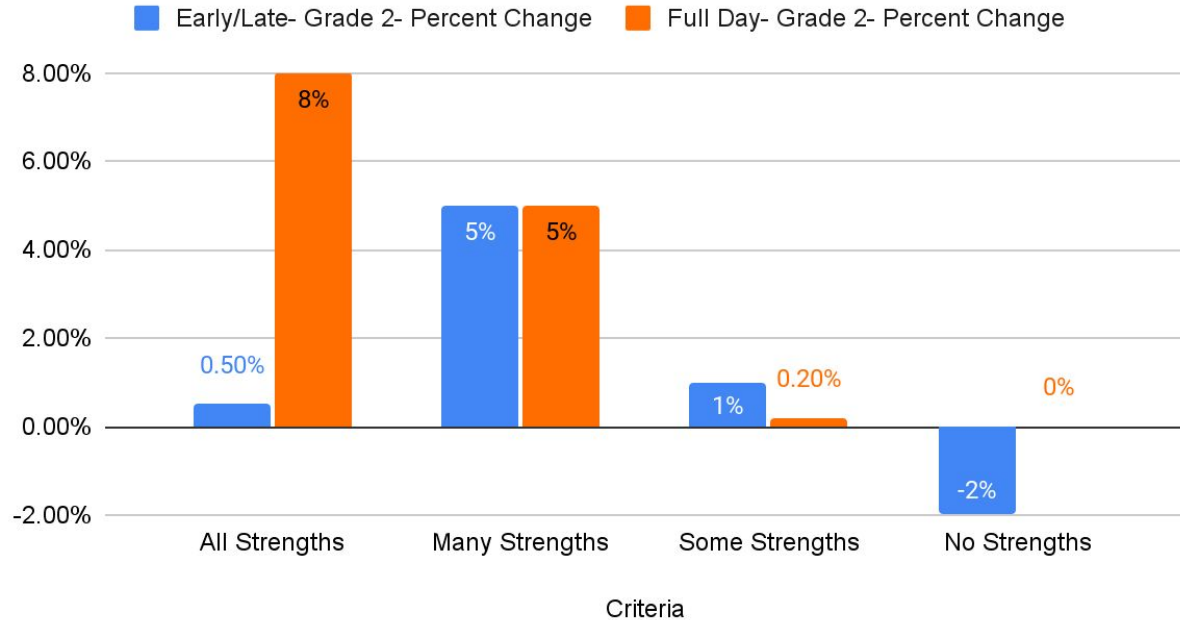
Reported ALL Strengths for all questions

Reported MANY Strengths - showed strength in at least half of the questions.

Reported SOME Strengths - showed strength in less than half of the questions.

Reported NO Strengths for all questions

Early/Late and Full Day Comparison- Grade 2 (SEL Survey)



Early/Late vs Full Day SEL Comparison (T1* to Current)

1st Grade

- 7% decline in the percentage of students demonstrating No Strengths in the Full Day Program
- 2% more students demonstrated All/Many Strengths in the Early/Late Program

*T=Trimester

2nd Grade

- 2% decline in students demonstrating No Strengths in the Early/Late Program.
- 7.5% more students demonstrating All Strengths in the Full Day Program

Educational Research

Summary Points:

- This body of research synthesizes findings from +1,600 meta-analyses of 95,000+ studies involving 300 million students into what works best in education. An effect size above .4 is statistically significant.
 - 0.47 Effect Size - Small Group Instruction (Potential to accelerate student learning)

Hattie, 2008, Visible Learning

BASE (Before and After School Care) Cost Analysis

Formula	Kinder	1st Grade	2nd Grade	Detail
Projected Enrollment	(Estimate) 1,371	1,371	1,461	Enrollment
Divide Enrollment by ratio	1371 10:1 ratio	68.55 20:1 Ratio	73.05 20:1 Ratio	# of staff needed
Times Hourly Rate \$26/hr	1782.30	1782.30	1898.00	Daily Cost
Times 193 days	343,984	343,984	366,314	Total Cost
TOTAL YEARLY COST				~710,298 all sites (1st/2nd) ~33,824 per site (1st/2nd) ~1,054,282 (K-2)

Options and Points for Consideration

<p>Option 1: Continue with the original Early/Late schedule for 1st and 2nd grade students. (261 instructional minutes)</p>	<ul style="list-style-type: none">● FCUSD students will have 45 minutes less instructional time when compared with surrounding Districts who have 1st and 2nd attend for the full school day● This may be a consideration for kindergarten schedules● Parents will not have access to care for the full day● Parents may be impacted by multiple pick up and drop off times
<p>Option 2: Continue with the Early/Late schedule for 1st and 2nd grade students and provide BASE with paraprofessionals. (261 instructional minutes + 45 min with a paraprofessional)</p>	<ul style="list-style-type: none">● Impacts facility space, classroom and other large spaces● This may be a consideration for kindergarten schedules● Added cost
<p>Option 3: All 1st and 2nd grade students attend school for the full day from 8:25-2:37pm. (306 instructional minutes)</p>	<ul style="list-style-type: none">● Teachers would not have 45 minutes of dedicated small group instruction with 12 students