

2020 Charter Schools Annual Report

**Ms. Ashley Baquero, Consultant
Office of Charter Schools**

Overview

- Background
- Charter School Authority and Oversight
- Office of Charter Schools/Programs
- Accountability/Performance Framework
- Charter Growth
- Charter Student Demographics
- Charter School Access
- Charter School Academic Performance
- Impact on Local Districts
- Innovation/Best Practices
- Questions

Background



Background

In 1996, the North Carolina General Assembly passed the Charter School Act, thereby authorizing the establishment of “**a system of charter schools** to provide opportunities for teachers, parents, pupils, and community members to establish and maintain schools that operate independently of existing schools, as a method to accomplish all of the following:

1. Improve student learning;
2. Increase learning opportunities for all students, with special emphasis on expanded learning experiences for students who are identified as at-risk of academic failure or academically gifted;
3. Encourage the use of different and innovative teaching methods;
4. Create new professional opportunities for teachers, including the opportunity to be responsible for the learning at the school site;
5. Provide parents and students with expanded choices in the types of educational opportunities that are available within the public school system;
6. Hold the schools established under this Part accountable for meeting measurable student achievement results and provide the schools with a method to change from rule-based to performance-based accountability systems.”

Background

G.S. §115C-218.110 directs that the State Board “shall report annually no later than **June 15** to the Joint Legislative Education Oversight Committee on the following:

- 1) The current and projected impact of charter schools on the delivery of services by the public schools.
- 2) Student academic progress in charter schools as measures, where available, against the academic year immediately preceding the first academic year of the charter schools’ operation.
- 3) Best practices resulting from charter school operations.
- 4) Other information the State Board considers appropriate.”

NC Charter Choice and Demand

- As of October 1, 2020, over 126,000 North Carolina students are enrolled in charter schools.
- Self-reported data from the state's charter schools indicate that 78% of charter schools had a waitlist totaling nearly 76,000 students statewide.
- 200 operating charters in the state.
- 2020-2021: District schools saw declines in ADM for all but one grade level, charter schools saw increases in all grade levels.

Charter School Authority and Oversight



Authority

- Article 14A assigns the State Board of Education (SBE) the sole authority of charter school oversight in North Carolina including, but not limited to, the approval of charter applications, the approval of material revisions to the charter agreement, and the renewal of charter agreements.
- SBE assisted by the Charter Schools Advisory Board (CSAB).
- CSAB assisted by the Office of Charter Schools (OCS).

CSAB Membership

Appointed By	First Name	Last Name	Start Date of Current Term	End Date of Current Term
State Board of Education	Cheryl	Turner	2019	June 30, 2023
State Board of Education	Alex	Quigley	2017	June 30, 2021
Superintendent	Jamey	Falkenbury	2021	December 31, 2025
Lt. Governor	Terry	Stoops	2021	December 31, 2025
House	Bruce	Friend	2017*	June 30, 2021
House	Hilda	Parlér	2017*	June 30, 2021
House	Lynn	Kroeger	2017	June 30, 2021
House	Heather	Vuncannon	2019	June 30, 2023
Senate	Sherry	Reeves	2017	June 30, 2021
Senate	Rita	Haire	2017*	June 30, 2021
Senate	Joel	Ford	2017*	June 30, 2021
Senate	Todd	Godbey	2017*	June 30, 2021

*Indicates board members who were appointed to fill unexpired term vacancies and therefore will not serve complete four-year terms.

Office of Charter Schools ~ Programs



Office of Charter Schools (OCS)

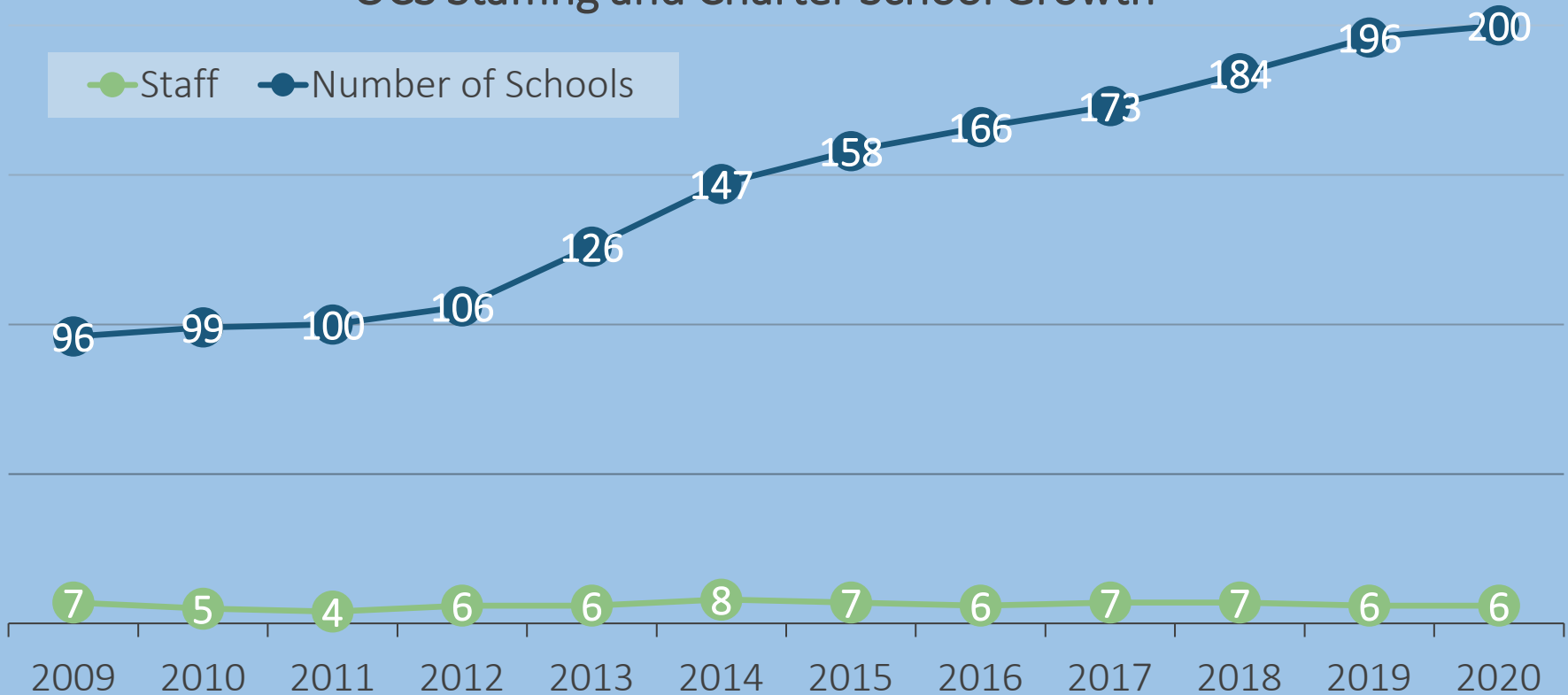
- The NC Office of Charter Schools exists to sustain the success of quality charter schools through operations, compliance, and support.
- The Office of Charter Schools is currently staffed by six consultants, a program assistant, and an executive director, with office responsibilities divided into multiple workflows, each managed by an individual consultant. In addition to leading at least one workflow, consultants support several additional workflows.

Office of Charter Schools (OCS)

1. Amendments/CSAB/SBE
2. Applications
3. Communications and Data
4. Performance Framework
5. Planning Year/Ready to Open Process
6. Professional Development
7. Renewals
8. Reports and Rules
9. Risk Assessment
10. Stakeholder Support

Office of Charter Schools (OCS)

OCS Staffing and Charter School Growth



NC ACCESS

- The subgrant program is designed to support NC charter schools committed to serving a greater number of educationally disadvantaged students. The NC ACCESS Program will award over 90% of its \$36.6 million CSP grant directly to schools to support their commitments to better serving all students.
- Currently, [42 charter schools](#) located across 21 counties have received subgrants to better serve educationally disadvantaged students.

NC ACCESS

- First year stats:
 - Six NC ACCESS subgrantees enrolled over 250 additional educationally disadvantaged students and increased the racial diversity of their charter schools.
 - Every NC ACCESS subgrantee utilizes a weighted admissions lottery, provides transportation and a lunch program to ensure they are able to serve a greater number of educationally disadvantaged students.

NC ACCESS

The NC ACCESS Program will create a cohort of 160 charter school leaders from across the state that have completed the [ACCESS Fellowship](#) and demonstrated best practices for serving educationally disadvantaged students.

- Visiting Fellows and Restart Fellows
- Educational Equity Aspiring Minority Leaders Program
 - A cohort of 20 aspiring minority school leaders > Appalachian State University
- Professional Development Program
 - Free, high-quality PD offered to all charter school leaders, teachers, and staff

Accountability and Performance Framework



Charter Accountability

- Statute, Rules, Policy
- Charter Agreement
- Academic Monitoring
- Performance Framework
- Renewal Process
- Closure/Termination

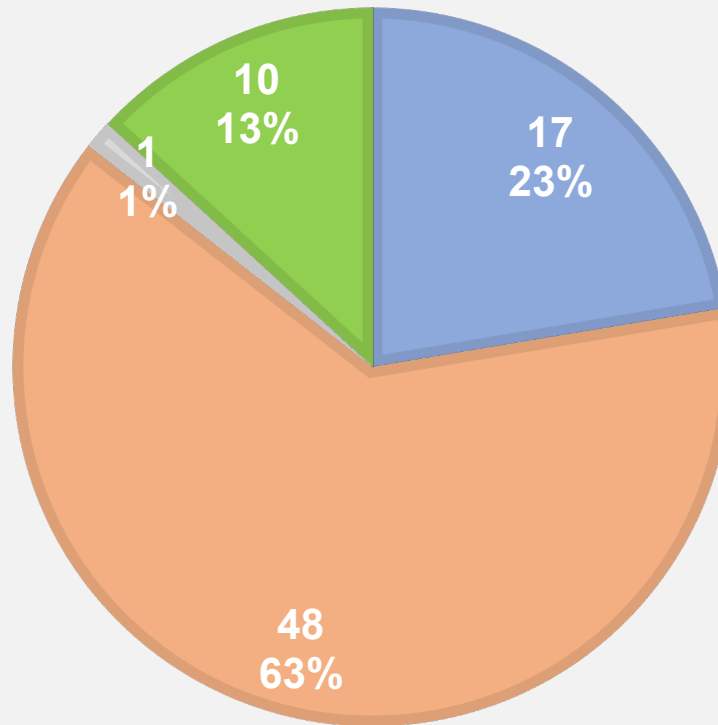
Charter Closure/Termination

- At the conclusion of the 2019-2020 school year, Ignite Innovation – Pitt Charter School closed its doors after failure to receive a charter renewal term. This school year another charter school will close due to revocation.
- Charter terminations and closures fall into four categories: relinquishment, assumption, non-renewal, or revocation. Since 1998, there have been a total of 76 charter terminations. This includes schools that were in operation and those that may have been in the planning year program prior to opening the school to students.

Charter Closure/Termination

CHARTER SCHOOL CLOSURES, 1998-2020

■ revocation ■ relinquishment ■ assumption ■ non-renewal



Performance Framework

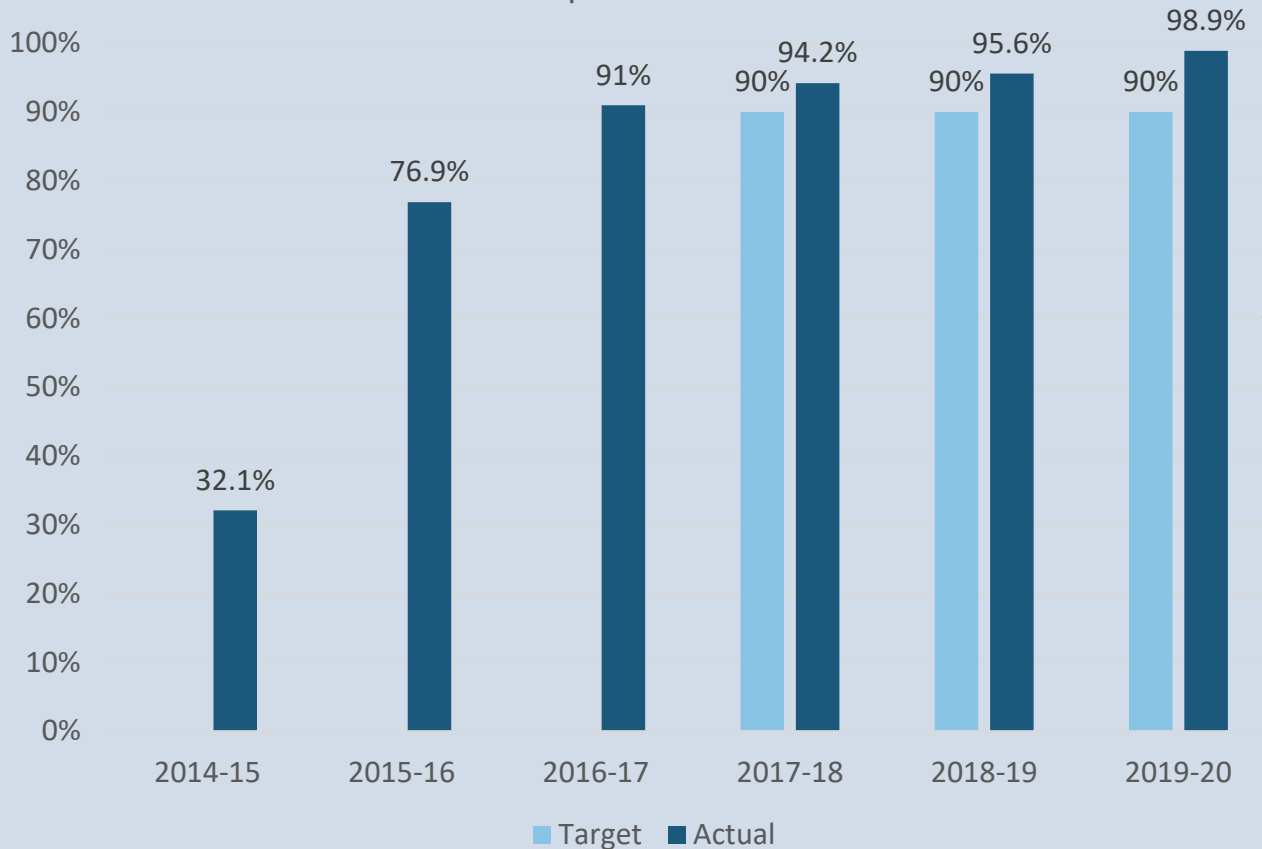
- The State Board of Education's 2025 Statewide Strategic Plan includes the following goal:

Goal II: Improve School and District Performance

Objective 8: Increase the number of charter schools meeting or exceeding ***academic, operational, and financial goals.***

Performance Framework

Percentage of Charter Schools Meeting or Exceeding All Financial and Operational Goals



OCS process improvements

- School support
- Timeline
- Epicenter

Performance Framework

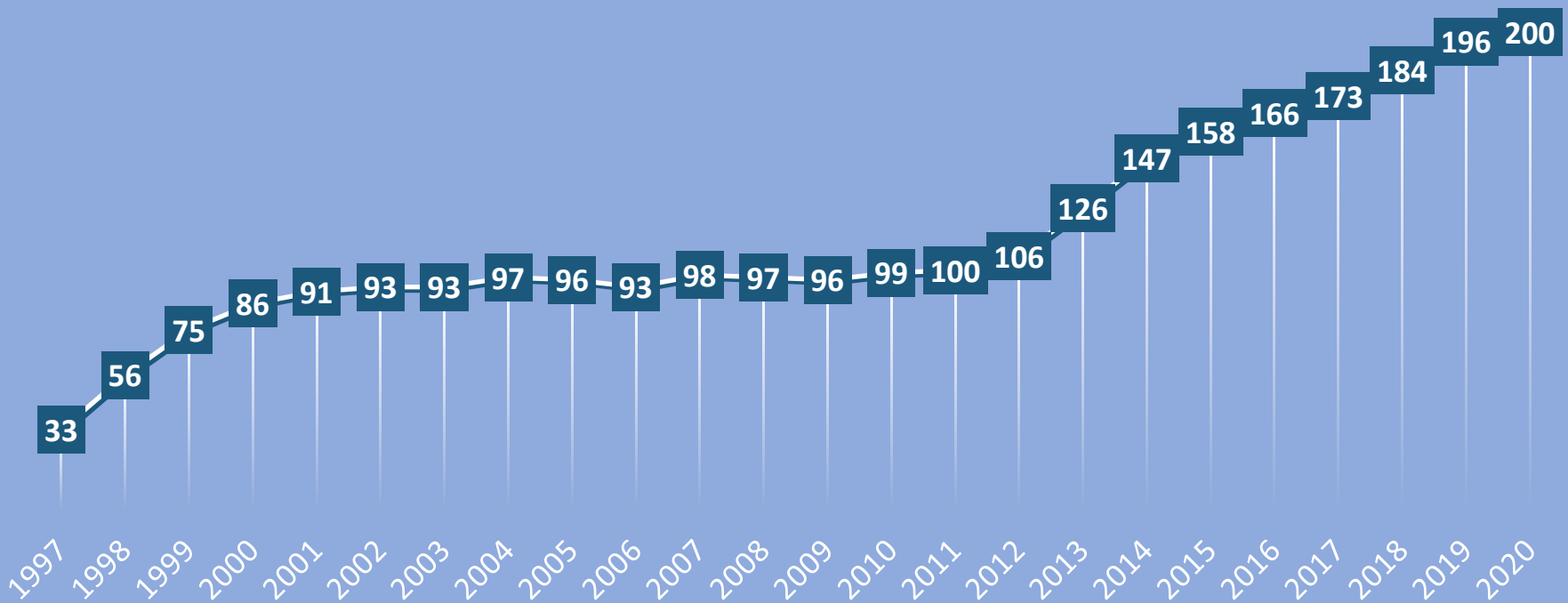
	Exceeding (100%)	Meeting (99%-80%)	Not Meeting (Below 80%)
Operational	99	94	2
Renewal	24	0	0
Financial	0	189	6

Charter Growth



Charter Schools Per Year

CHARTER SCHOOLS IN OPERATION PER YEAR

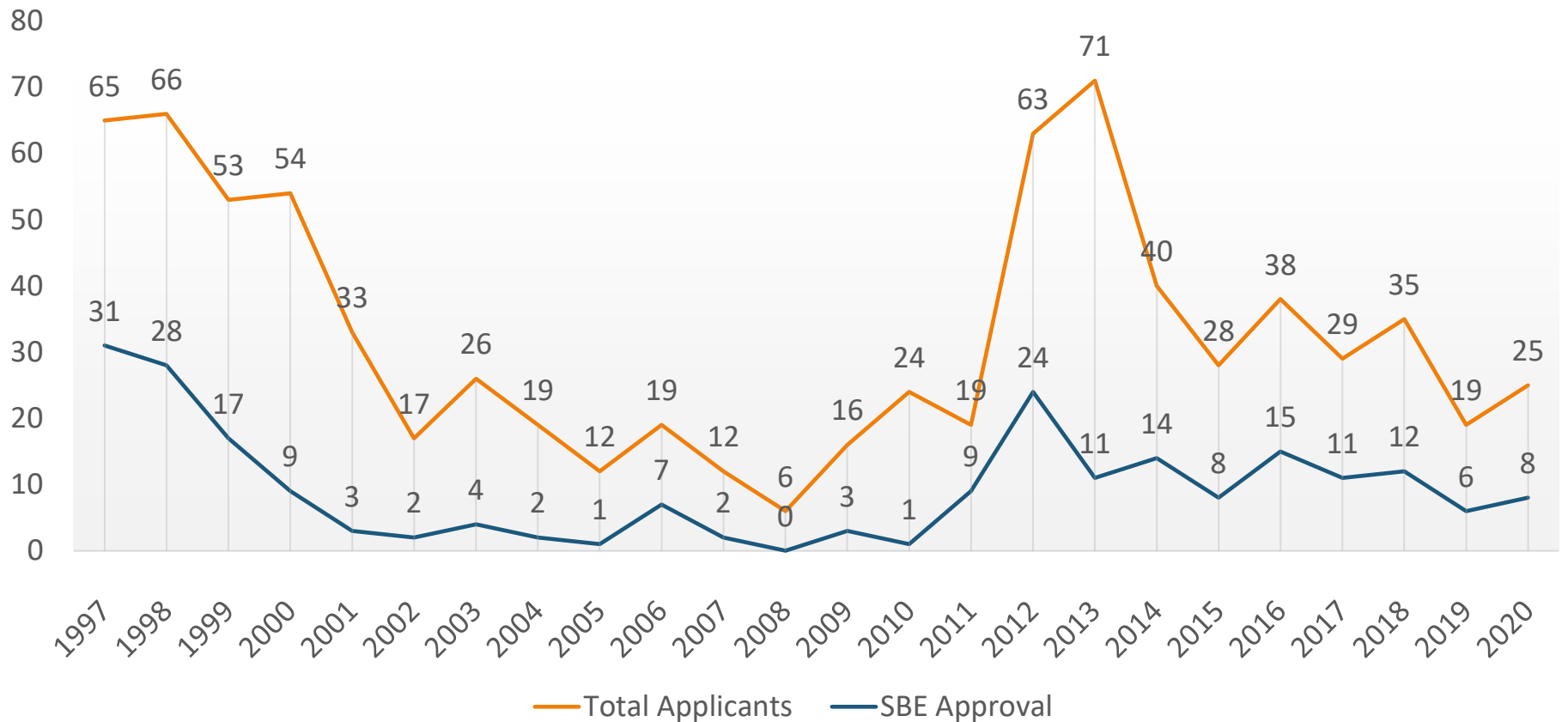


2020 Charter Growth

- Seven new operating schools
- Ten scheduled to open in 2021
- 25 charter applications received
 - 3 Accelerated approvals
 - 5 Standard Timeline approvals

Charter Application Trends

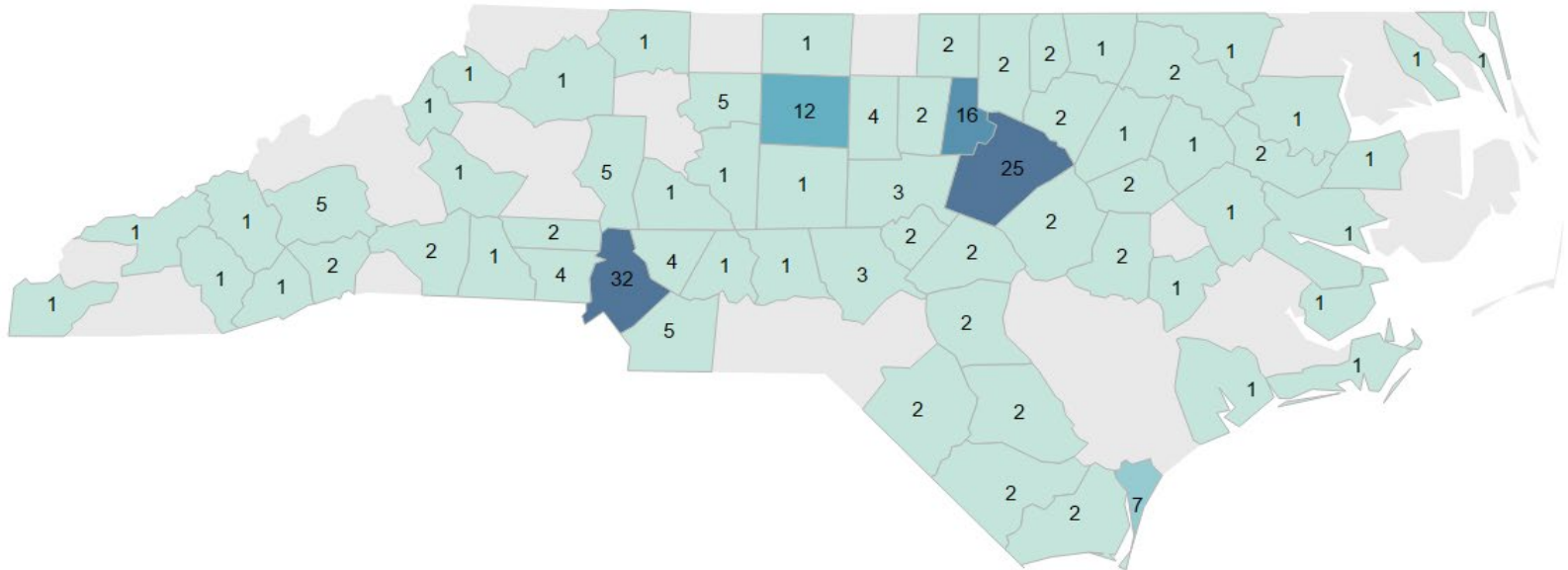
Charter Application Approval Rates, 1998-2020



Charter Student Demographics



Charter Schools from the Coast to the Mountains

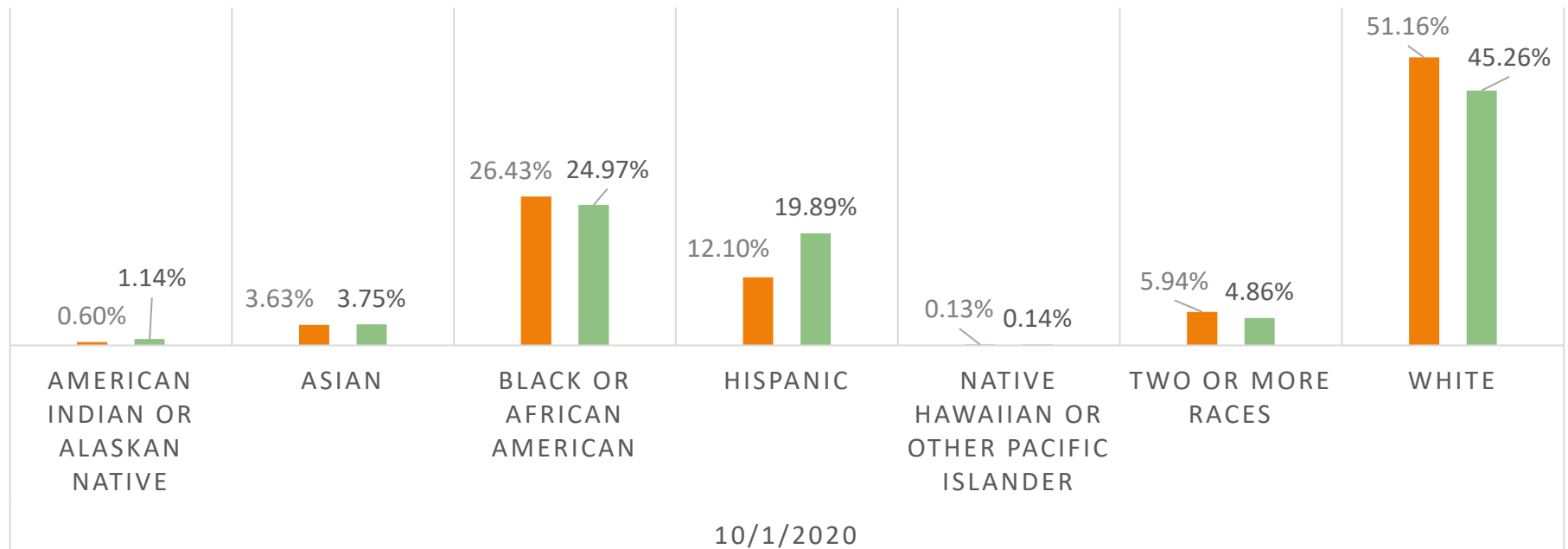


© 2021 Mapbox © OpenStreetMap

2020 Demographics

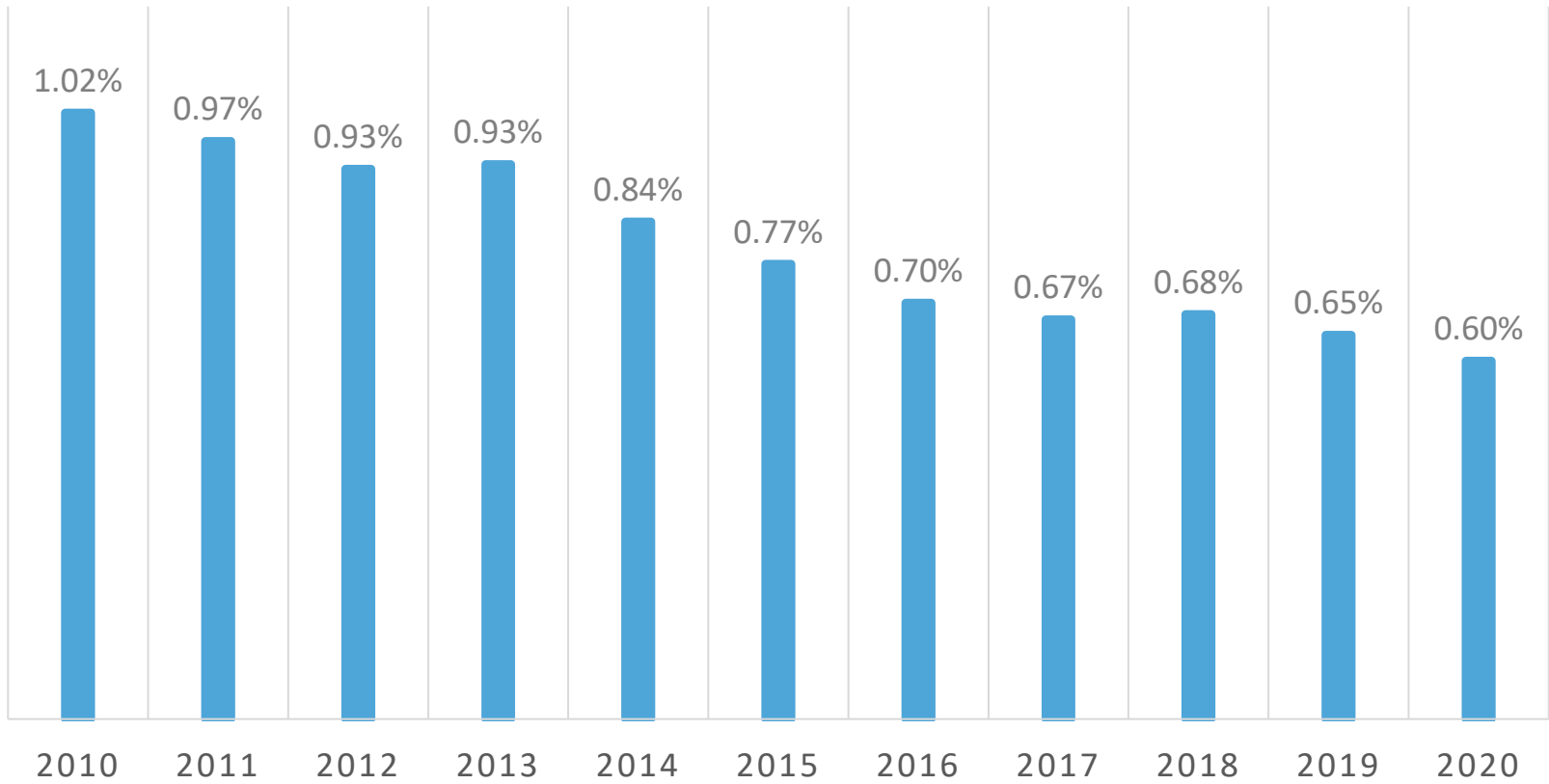
2020 RACIAL/ETHNIC COMPOSITION CHARTERS AND TRADITIONAL LEAS

CHARTER LEA



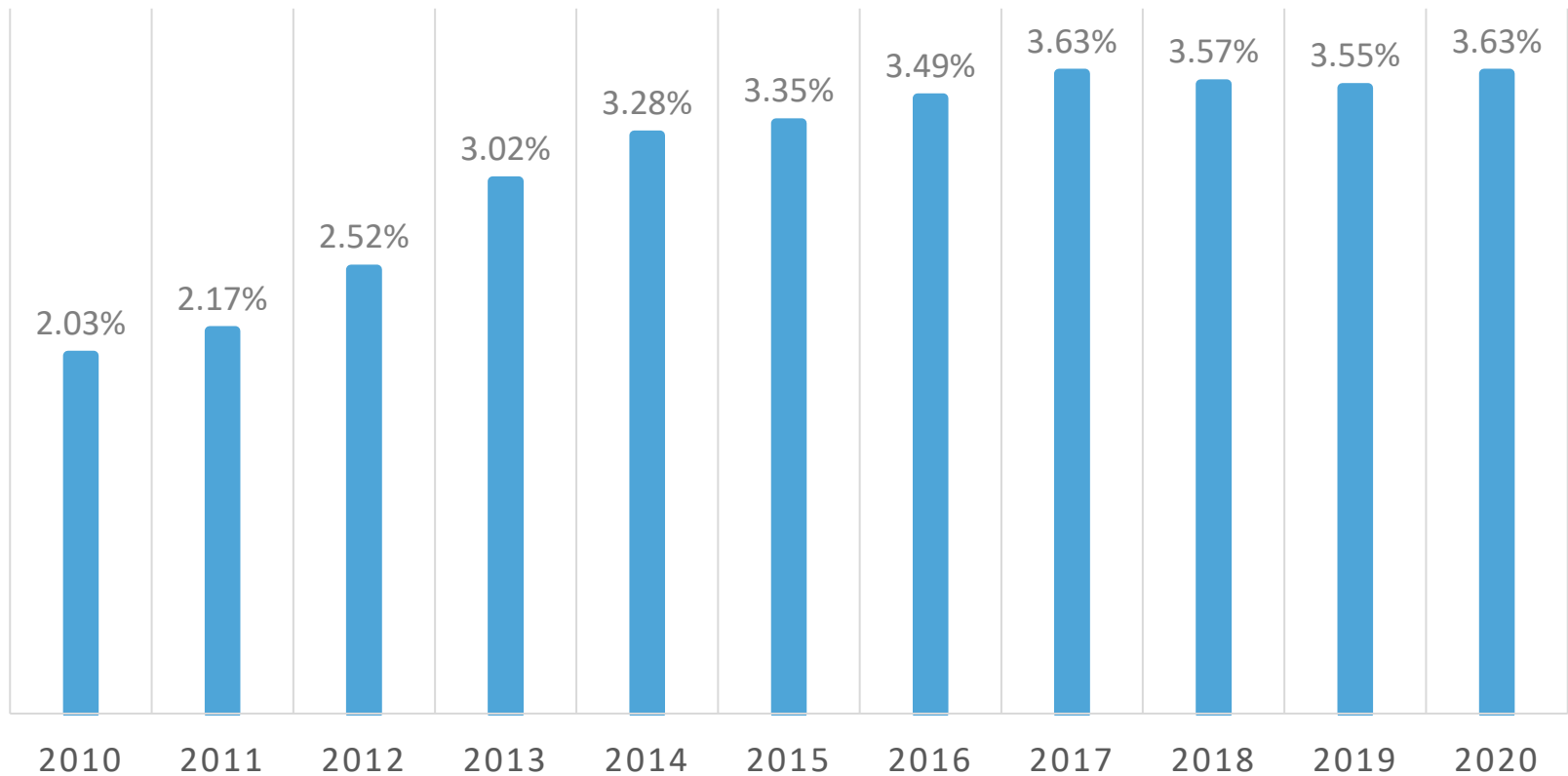
Charter Trends 2010-2020

AMERICAN INDIAN OR ALASKAN NATIVE, ALL CHARTERS



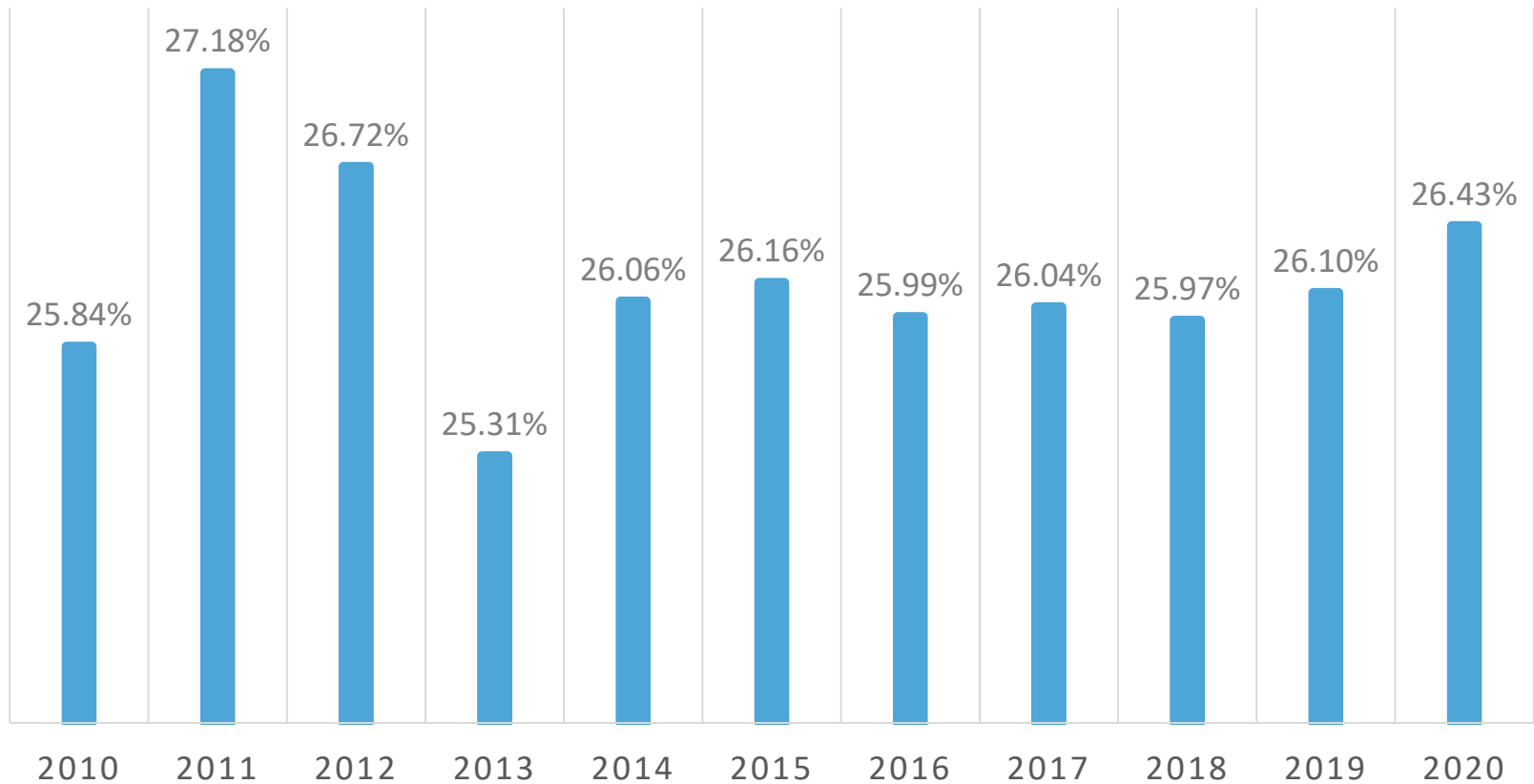
Charter Trends 2010-2020

ASIAN, ALL CHARTERS



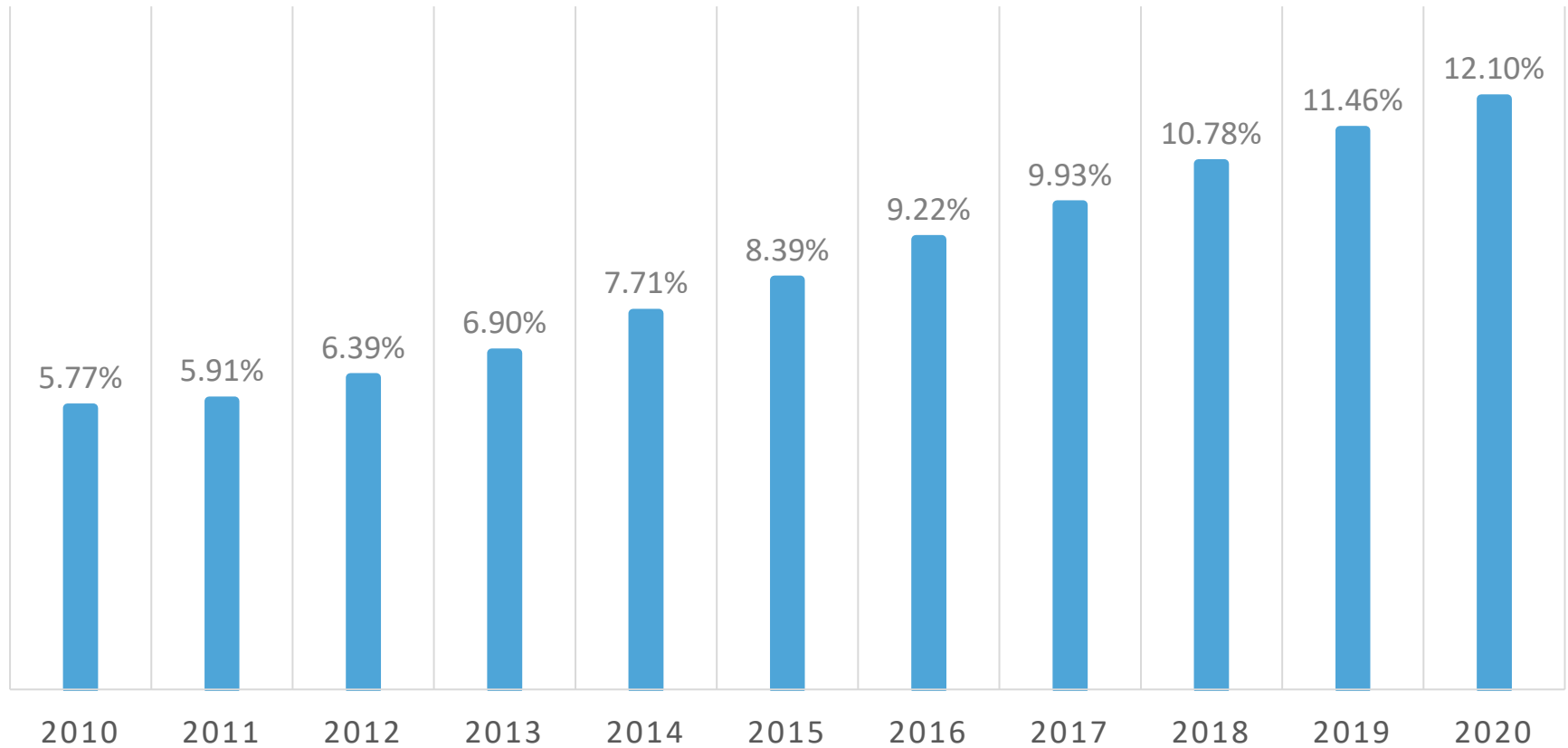
Charter Trends 2010-2020

BLACK OR AFRICAN AMERICANS, ALL CHARTERS



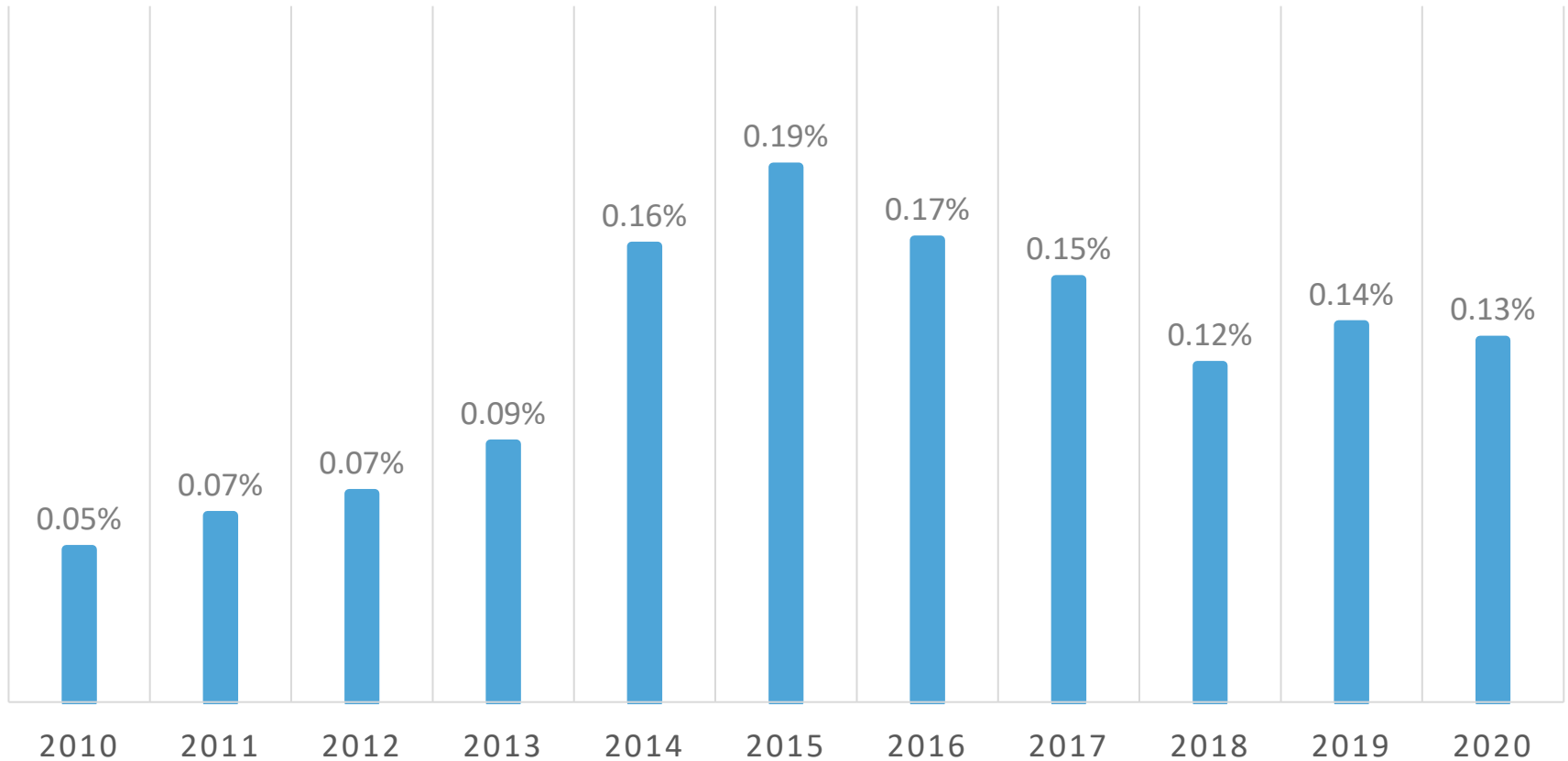
Charter Trends 2010-2020

HISPANIC, ALL CHARTERS



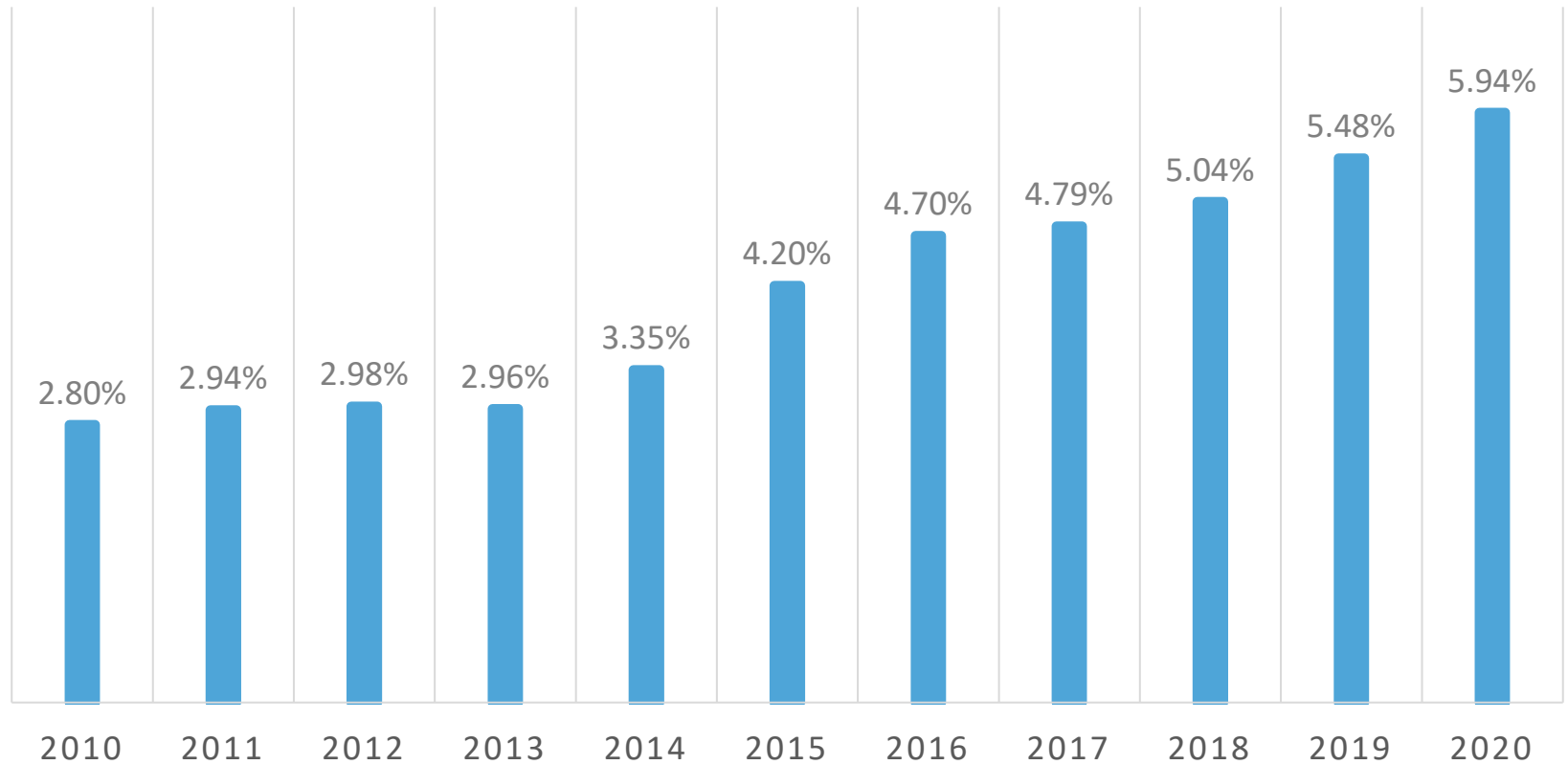
Charter Trends 2010-2020

NATIVE HAWAIIAN/PACIFIC ISLANDER, ALL CHARTERS

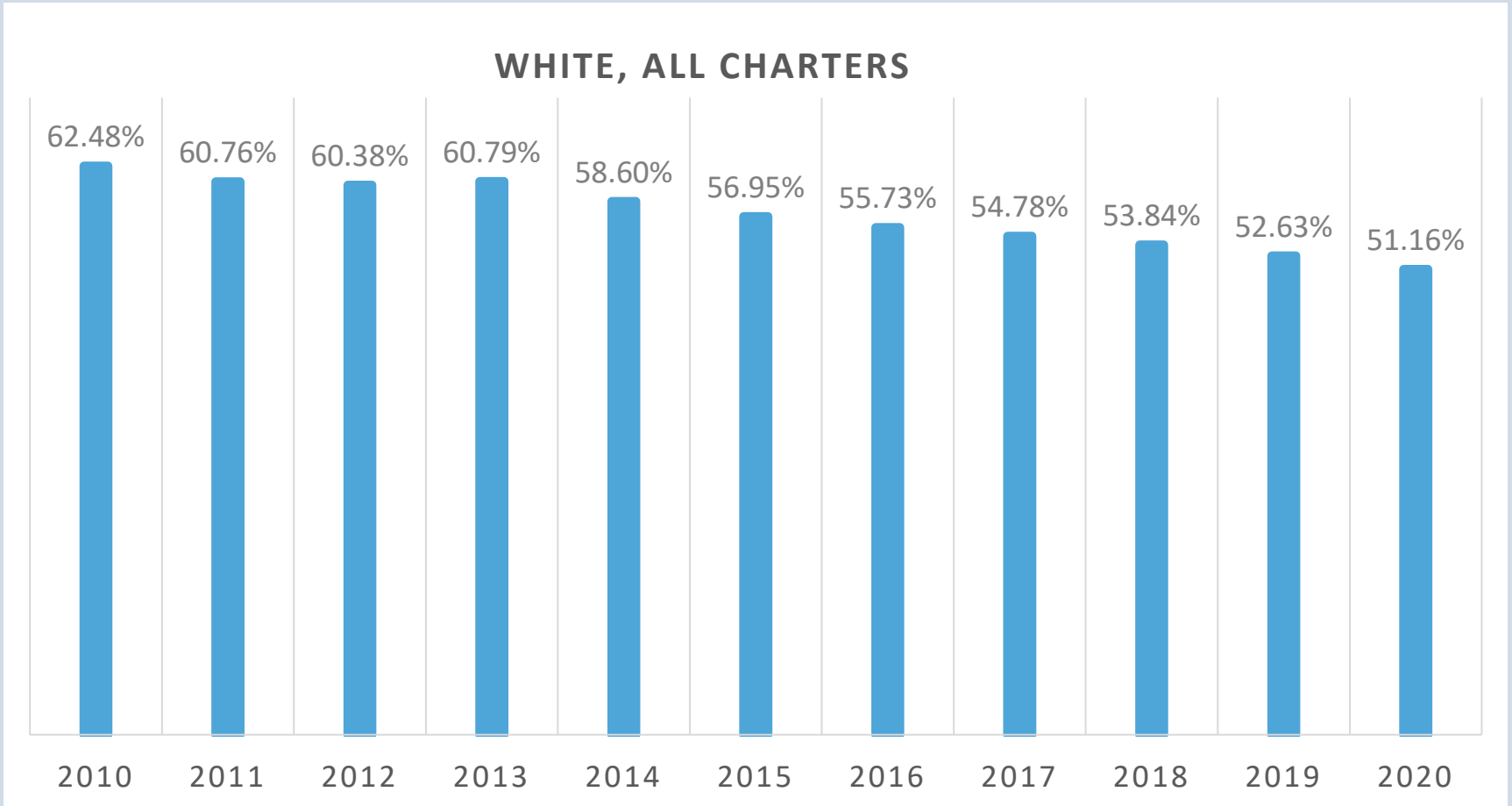


Charter Trends 2010-2020

TWO OR MORE RACES, ALL CHARTERS

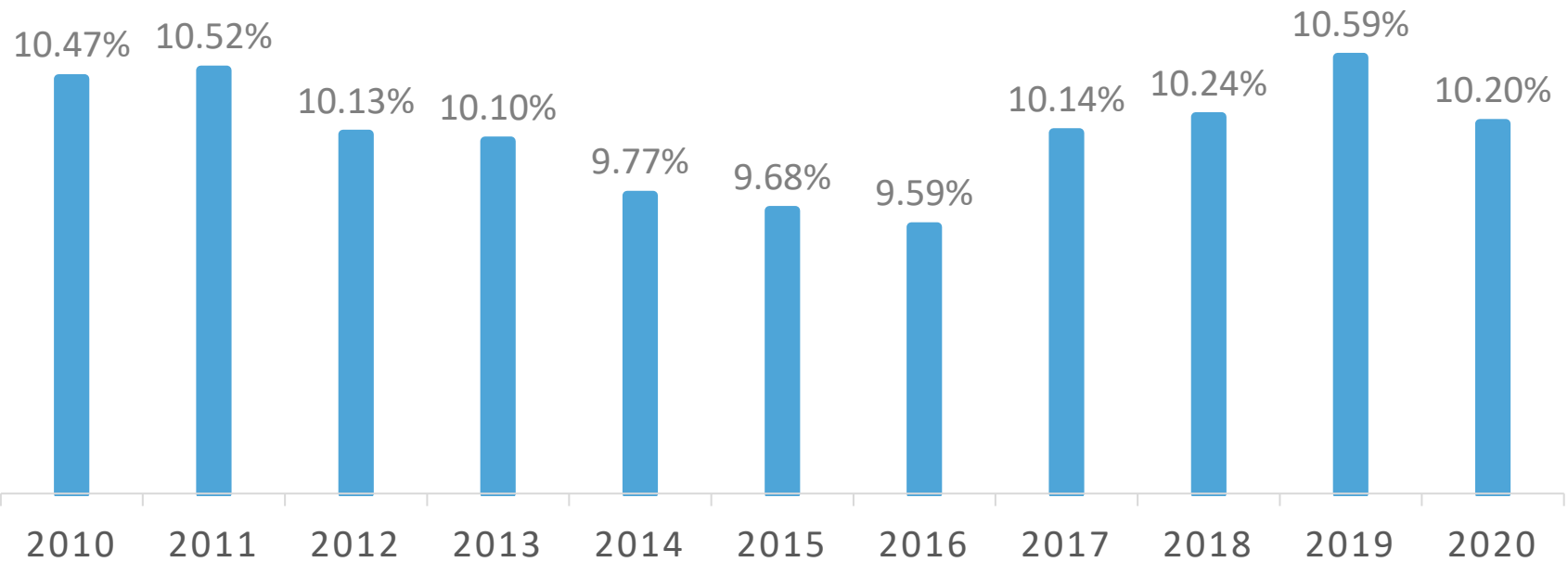


Charter Trends 2010-2020



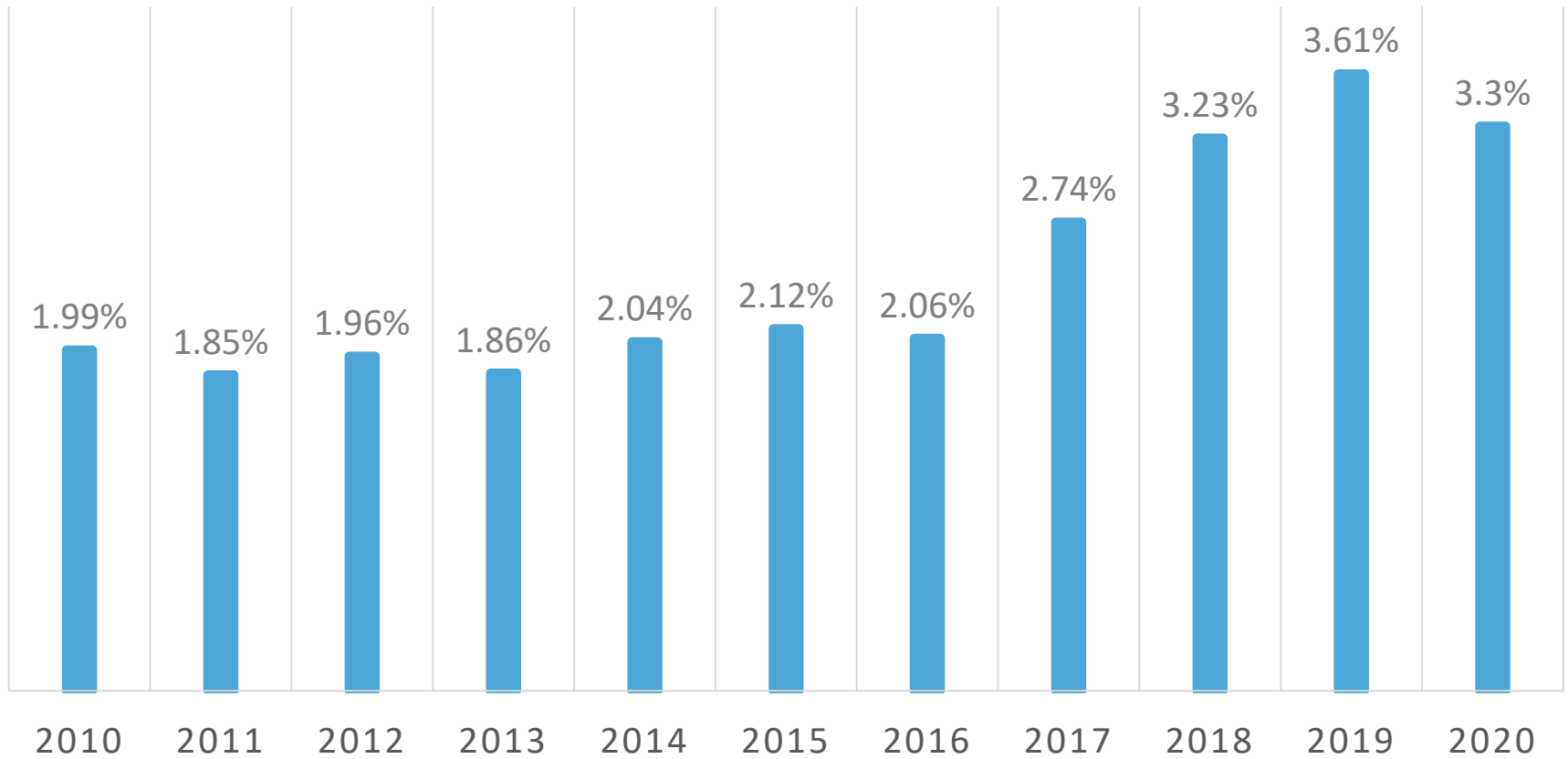
Charter Trends 2010-2020

ALL CHARTERS - PERCENTAGE OF SWD



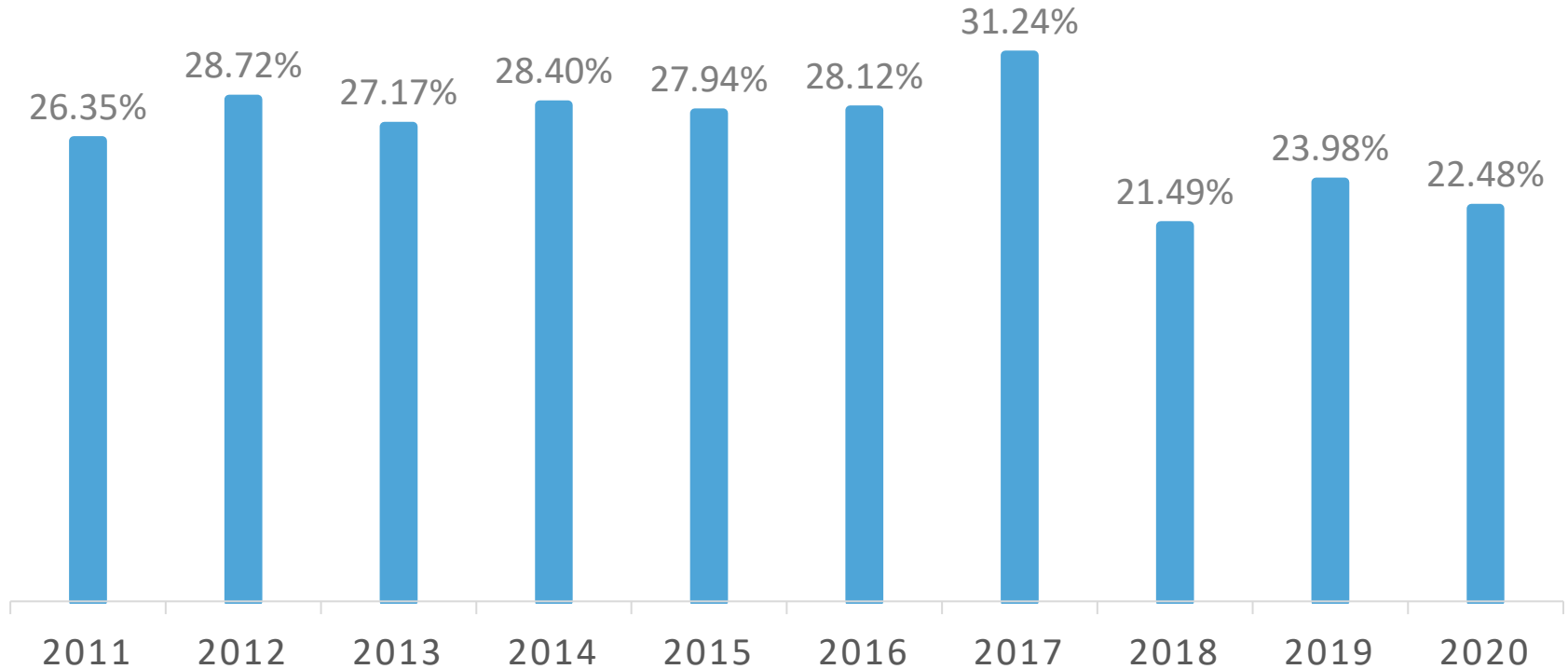
Charter Trends 2010-2020

ALL CHARTERS - PERCENTAGE OF ENGLISH LEARNERS



Charter Trends 2010-2020

PERCENTAGE OF CHARTER STUDENTS IDENTIFIED AS ECONOMICALLY DISADVANTAGED

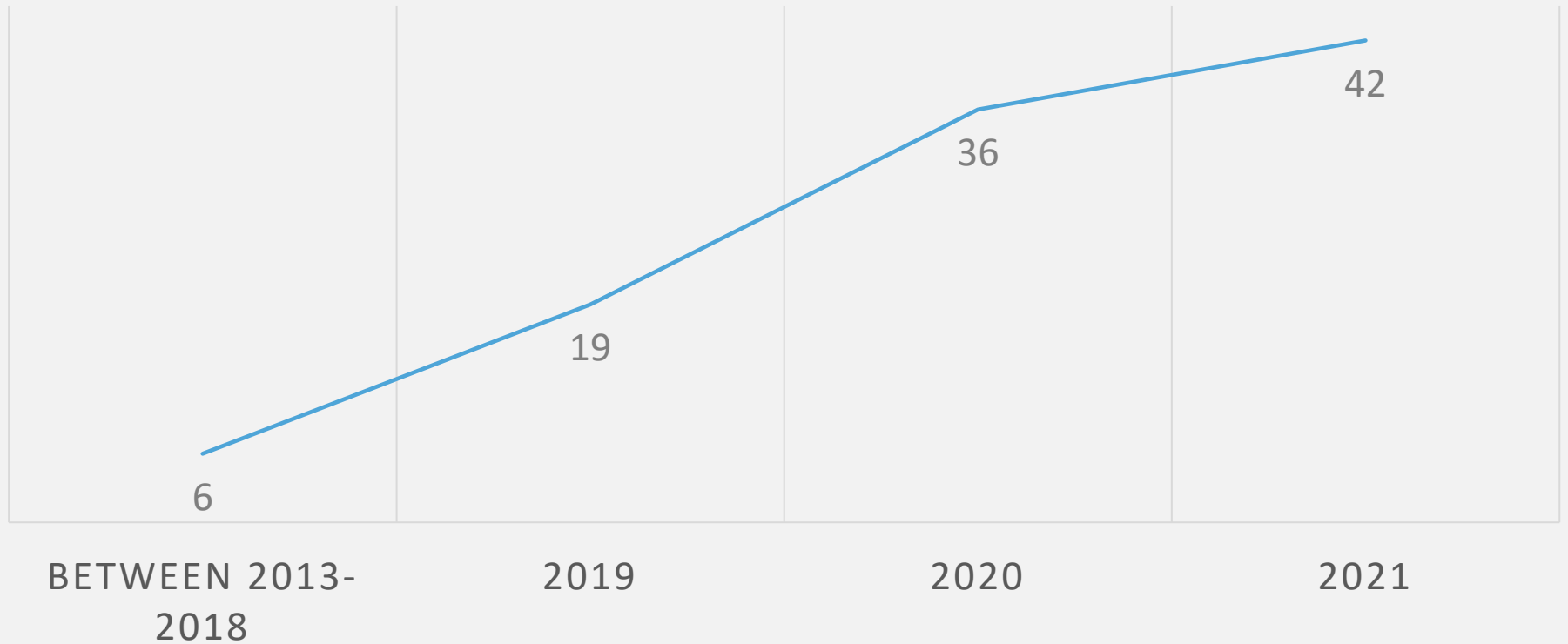


Charter School Access



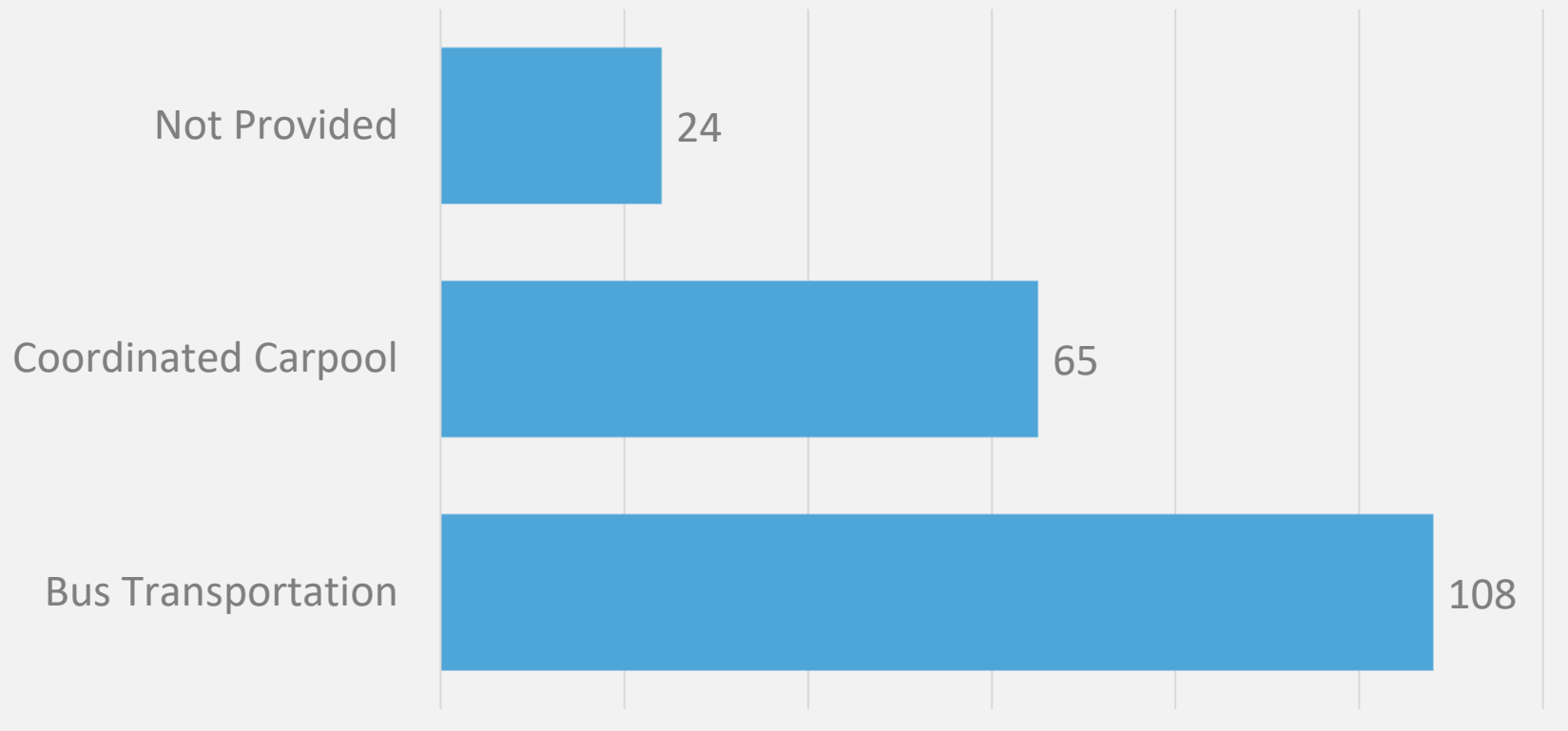
Weighted Lotteries

WEIGHTED LOTTERY APPROVAL NUMBERS
2013-PRESENT



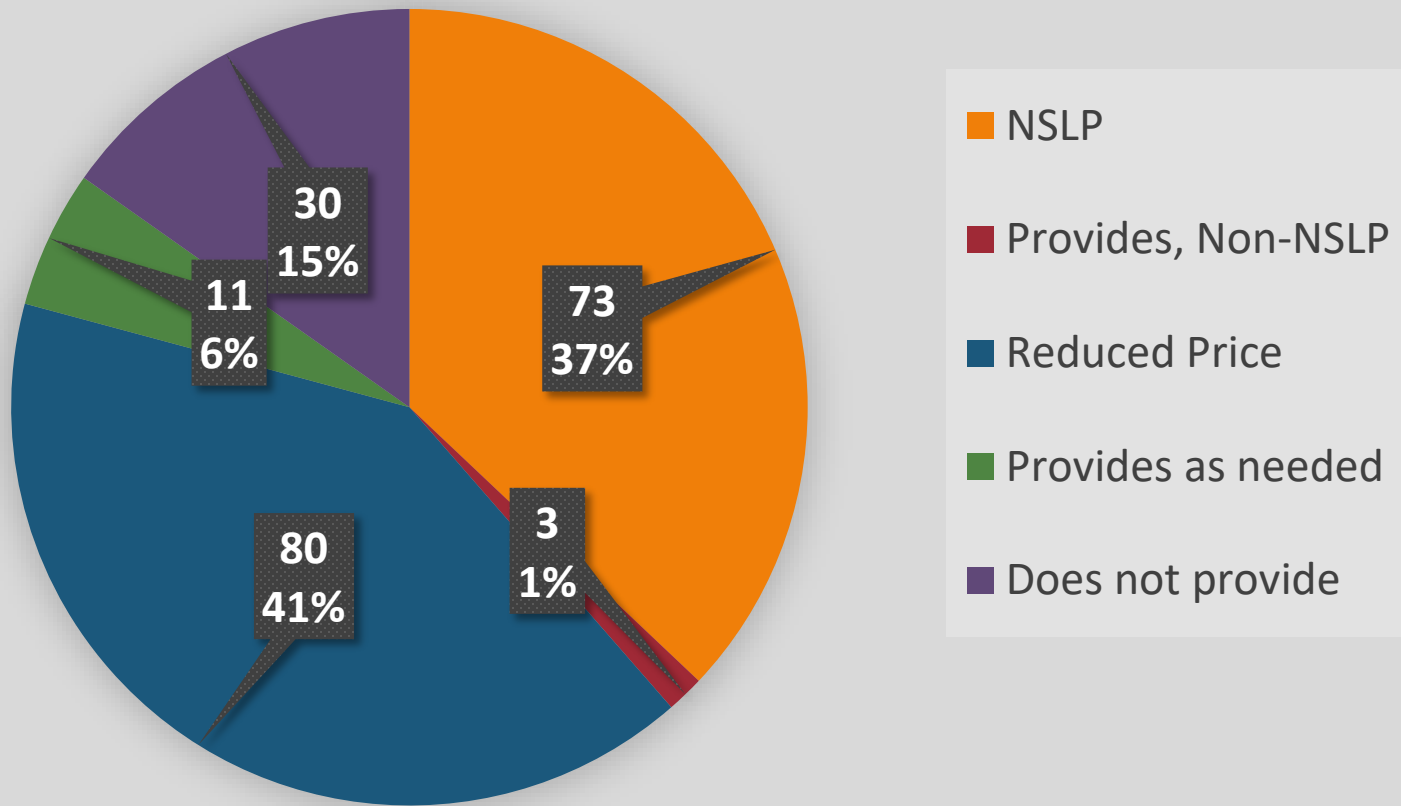
Transportation

Charter School Transportation, 2020-2021



Child Nutrition

Child Nutrition in Charter Schools, 2020-2021



Charter Academic Performance



Low-Performing Schools

LOW-PERFORMING

School performance grade of
D or F
AND
School growth score of “met
expected growth” or “not met
expected growth.”

CONTINUALLY LOW-PERFORMING

Low-performing at least two of
three consecutive years.

Low-Performing Schools

- In 2018-19, 47 total schools were identified as either Low-Performing (LP) or Continually Low-Performing (CLP).
- Since that time, **three** have been closed and **one** is pending closure.
- For the 2021-2022 school year →
 - 43 charter schools operating that have previously been identified as LP or CLP based on the 2018-2019 accountability data.
 - 35 are classified as CLP, five of which were not LP in 2018-2019. Eight schools are classified as LP, but were not CLP.

Charters During the Pandemic

- 61% of charters collaborated with other charter schools and/or district schools.
- 98% distributed devices for remote learning.
- 77% provided internet access/assistance.
- 89.5% provided a combination of asynchronous and synchronous learning.
- 97% provided regular academic and personal check-ins with students.
- 70% provided tutoring/interventions.
- Use of Covid Funds – ESSER I, II, II, and CRF

Impact on Districts



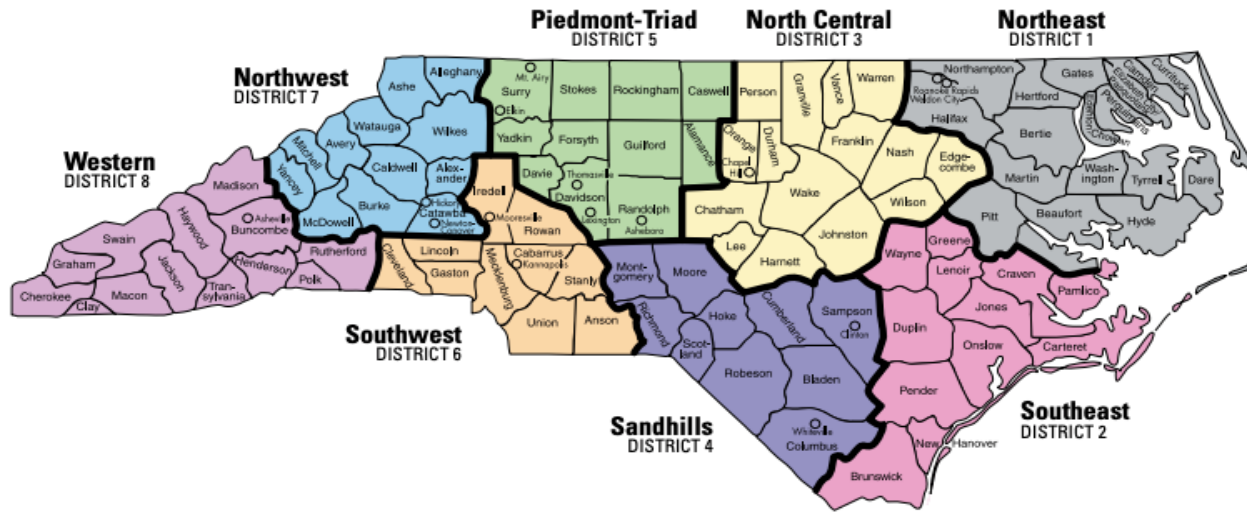
Funding and Membership

- In 2019-2020, charter school average daily membership (ADM) accounted for 7.5% of the state's total ADM.
- Of the \$10.37 billion in state funding for public education, 7.5% (or \$734,721,661) was allotted to charter schools.

Charter Membership - Region

Region	LEA	LEA	2020 Charter membership	LEA Allotted ADM	Total LEA and CS	% of LEA
1	420	Halifax	1,071	2,358	3,429	31.2%
1	422	Weldon City	300	805	1,105	27.1%
3	910	Vance	2,042	5,539	7,581	26.9%
1	660	Northampton	556	1,533	2,089	26.6%
3	730	Person	1,144	4,366	5,510	20.8%
3	390	Granville	1,671	7,381	9,052	18.5%
3	320	Durham Public	7,244	32,491	39,735	18.2%
3	930	Warren	373	1,897	2,270	16.4%
3	350	Franklin	1,581	8,178	9,759	16.2%
1	580	Martin	509	2,966	3,475	14.6%
3	980	Wilson	1,900	11,162	13,062	14.5%
1	940	Washington	228	1,344	1,572	14.5%
4	090	Bladen	699	4,136	4,835	14.5%
8	810	Rutherford	1,300	7,847	9,147	14.2%
2	690	Pamlico	221	1,367	1,588	13.9%

North Carolina State Board of Education Districts



	2020 Charter membership	LEA Allotted ADM	Total LEA and Charter	% of LEA	Increase 2012 to 2020	Increase 2019 to 2020
Region 6	38,421	343,783	382,204	10.1%	23,658	3,898
Region 3	37,255	350,814	388,069	9.6%	21,757	1,835
Region 8	6,285	79,732	86,017	7.3%	3,379	162
Region 1	5,285	69,912	75,197	7.0%	3,979	653
Region 5	17,069	235,205	252,274	6.8%	11,322	1,796
Region 4	5,329	133,533	138,862	3.8%	3,739	525
Region 2	5,426	139,869	145,295	3.7%	2,963	133
Region 7	1,066	81,029	82,095	1.3%	546	(38)

Other Impact

- Fiscal

- In North Carolina, when the independent charter school market share increased by 10 percentage points, total revenue per pupil in traditional public schools increased by three percentage points and total spending per pupil increased by two percentage points.

- Collaboration

- Charlotte Mecklenburg district school, Ashley Park Pre K-8, and Movement Charter School.

- Facility

- Charter school square footage across the state totals approximately 11,336,688 square feet.

Best Practices/Innovation



Scheduling and Structure – Meeting Student/Family Needs

- Looping
- Student groups/advisories with adult mentors
- Extended day and Saturday Academy
- Flexible grouping
- Remote learning interventions
- Remote scheduling - Evening Classes

Programming

- NC A+ Schools
- Waldorf
- Montessori
- Arts-based schools
- Project-based Learning
- International Baccalaureate
- STEM/STEAM
- Career and College Promise
- Outdoor Education
- Language immersion

Beyond Academics

- Daily “moral focus” lessons
- Monthly virtue/trait focus
- Integrated grading
- Community service requirements
- Love and Logic
- Peer mediation
- Mindfulness

Social Justice/Equity/Discipline

- Social justice integrated into academics
- Equity teams
- Responsive Classrooms/Peaceful Schools
- Systems of Justness
- 74 schools reported an innovative discipline or restorative justice component that directly led to a decrease in suspensions.

Awards

- Purple Star Charter Schools: Alpha Academy, Anderson Creek Academy Charter, Lincoln Charter, and Wayne Preparatory Academy.
- The Canopy Project: Charlotte Lab School, Evergreen Community Charter School, and Northeast Academy for Aerospace and Advanced Technologies.
- State School of Character 2021: Union Academy.

Awards

- First Blue Zones Project Approved School in the state of NC: Brevard Academy.
- Century Foundation's Bridges Collaborative: Central Park School for Children.
- 2021 Model School, International Center for Leadership in Education: Peak Academy.
- Recognitions in academics, scholarships, athletics, robotics, and more.



PUBLIC SCHOOLS OF NORTH CAROLINA

State Board of Education | Department of Public Instruction