

Restart Annual Report Summary

*December 2020 Restart Annual Report
Summary Results*

November 2021



SBE Goal



Goal II - Improve school and district performance by 2025

Objective 7 - Increase number of schools meeting or exceeding ***growth measure by subgroup***

– Component 1 - Increase the percentage of schools with charter-like flexibilities (Innovative Schools, Innovation Zones, **Restart Schools**, Renewal School Districts, Lab Schools) meeting or exceeding ***annual expected growth***

DSTR-040 Policy Recent Updates

March 2020

- Defined Academic Gain
- Components of Academic Gain
- Continued Authorization on 5-Year Cycle
- Continued Authorization Workflow



DSTR-040 Policy Recent Updates

May 2020 – COVID19 Impact Statement

- Extended the 5-year cycle of monitoring to a 6-year cycle
- Annual Report would not require review of performance data
- Reporting Restart flexibilities utilized in the 2019-2020 school year



DSTR-040 Policy Recent Updates

December 2020

- Expressed commitment to the model for the duration of the monitoring cycle



Restart Schools Overall Count

Total of **152** SBE Approved Restart Schools

Cohort	Number of Schools	Began Implementation
Cohort 1	57	2016-17 / 2017-18
Cohort 2	49	2018-2019
Cohort 3	13	2019-2020
Cohort 4	16	2020-2021
Cohort 5	17	2021-2022

Restart Schools December 2020 AR

At the time of the December 2020 Annual Report
120 Restart Schools Required to Submit

Cohort	Number of Schools	Began Implementation	Years of Implementation
Cohort 1	57	2016-17 / 2017-18	3-4
Cohort 2	49	2018-2019	2
Cohort 3	14*	2019-2020	1
Cohort 4	16	2020-2021	0
Cohort 5	17	2021-2022	0

*One school approved to rescinded Restart application in November 2020 but required to submit final annual report.

Academic Gain Results

Above Expectations
Meeting Expectations
Below Expectations



Academic Gain

Restart Continued Authorization Workflow

Authorization* determined in Year 5 of Implementation
(Year 4 Annual Report) based on 5 years of the following data:

Recurring
Low
Performing

Growth
Status

Achievement
Score

Subgroup
Growth
Status

Flexibility
Outcomes

Previous 2019 Academic Gain Results

<p>Above Expectations: <i>No Longer Recurring Low Performing Meeting or Exceeding Growth Status</i> On Track</p>	<p>Meeting Expectations: <i>One of 7 different Academic Gain Scenarios: Growth Status Meets or Exceeds and/or Achievement Increase Subgroup Growth or Flexibility Outcome Progress</i> On Track</p>	<p>Not Meeting Expectations: <i>Growth Status Does Not Meet Achievement Score Net Change Decreases below Zero</i> Not on Track</p>
<p>21 Schools</p>	<p>65 Schools</p>	<p>21 Schools</p>
<p>Total 20%</p>	<p>Total 60%</p>	<p>Total 20%</p>

On Track or Not on Track to demonstrate Academic Gain for Continued Authorization

Academic Gain Results 2020

The USED and the NCGA granted, NCDPI a waiver from administering the statewide assessments required by federal law and from School Performance Grade reporting during the 2019-2020 school year.

Therefore, Academic Gain Results for the 120 Restart schools who submitted *December 2020 Restart Annual Report* were not calculated for Continued Authorization.

Recurring
Low
Performing

~~Growth
Status~~

~~Achievement
Score~~

~~Subgroup
Growth
Status~~

Flexibility
Outcomes

Support for Schools *Not on Track* for Continued Authorization

Personalized Review of AR Feedback & SIP Feedback
Monthly Check-ins from Comprehensive Support Specialist
Personalized Professional Learning
Ongoing Coaching & Feedback
(Flexibility Planning & Reporting, School Improvement Planning)

Support for All Restart Schools

Peer Support Network
Professional Learning Opportunities
Professional Learning Network & Panelist Invitations
Monthly or Quarterly Check ins
NCStar Technical Assistance
Flexibility Planning & Reporting Assistance
Feedback on Comprehensive Plan/SIP (Low Performing)
Feedback on Restart Annual Report
Orientation for Schools and Districts



Flexibility Overview

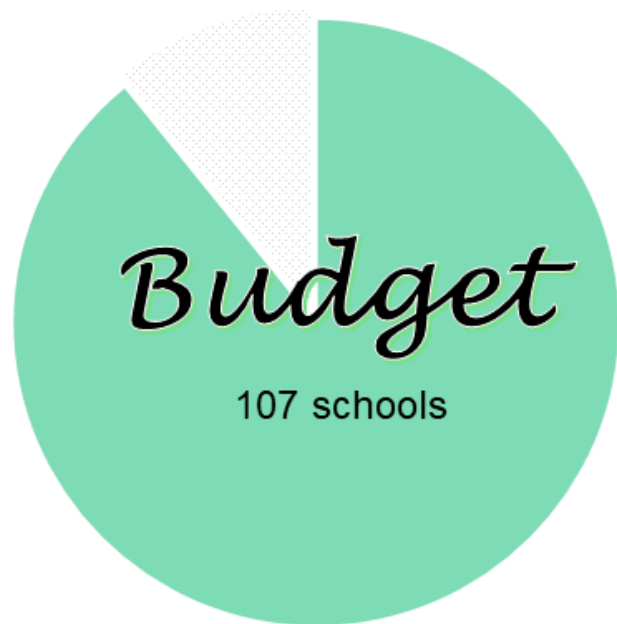


Flexibility Utilized 2019-2020

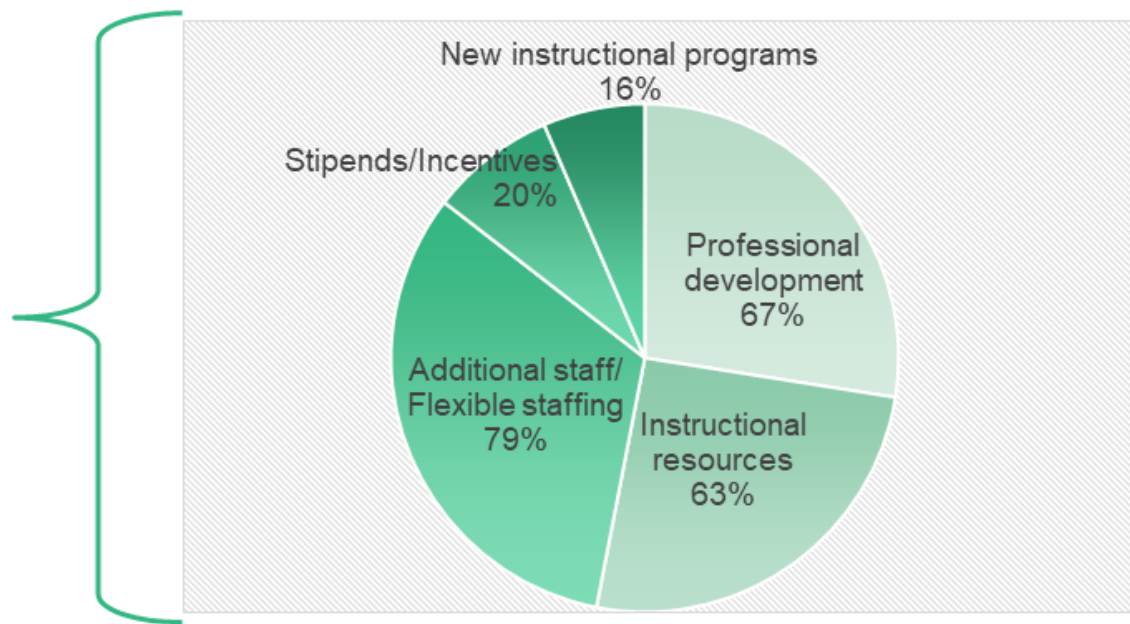
120 Restart schools required to report
Self Reported Data

Flexibility Exemption from law	Number of Schools Utilizing Flexibility	Percentage of Schools Utilizing Flexibility
Budget	107	89%
Employment Requirement	58	48%
Calendar	31	26%
Standard Course of Study/Curriculum	15	13%
Assessment	18	15%

Flexibilities Provide For



107 out of 120 schools reporting



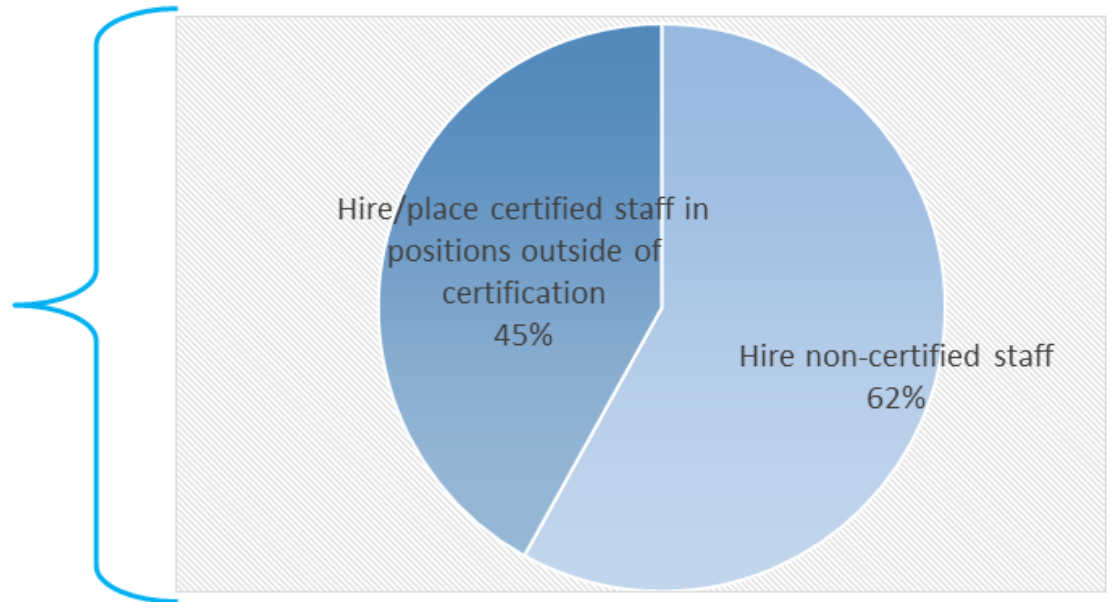
Schools may use **Budget Flexibility** in multiple ways. Percentages represent # of times the strategy was utilized across all 107 schools.

2019-2020 SY

Flexibilities Provide For



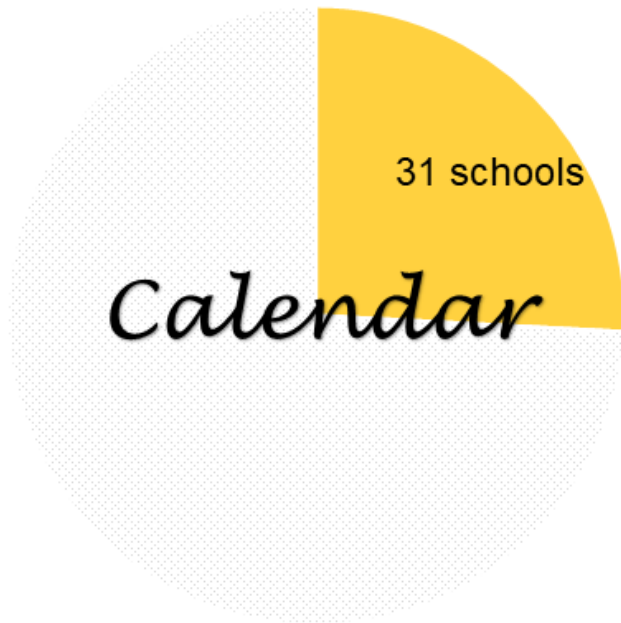
58 out of 120 schools reporting



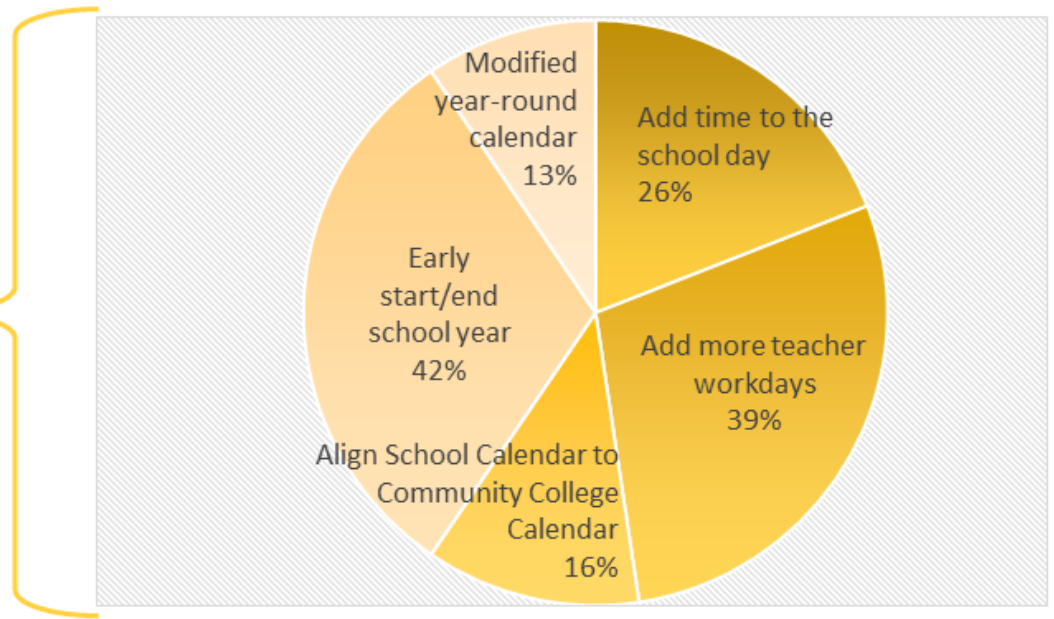
Schools may **use Employment Requirement Flexibility** in multiple ways. Percentages represent # of times the strategy was utilized across all 58 schools.

2019-2020 SY

Flexibilities Provide For




31 out of 120 schools reporting




Schools may use **Calendar Flexibility** in multiple ways. Percentages represent # of times the strategy was utilized across all 31 schools.

2019-2020 SY

Flexibilities Provide For



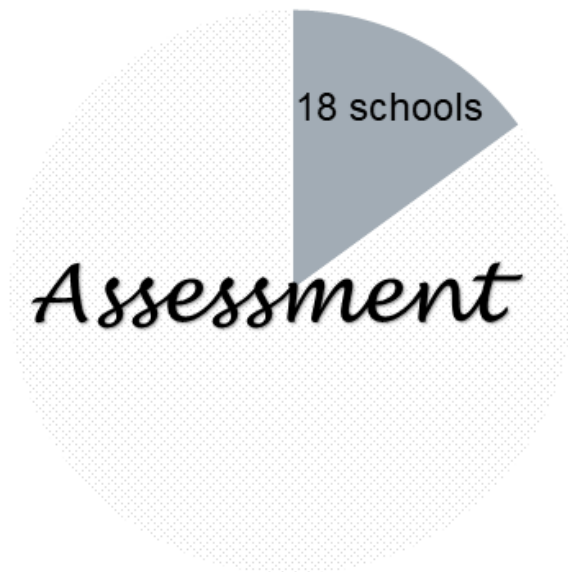
15 out of 120 schools reporting



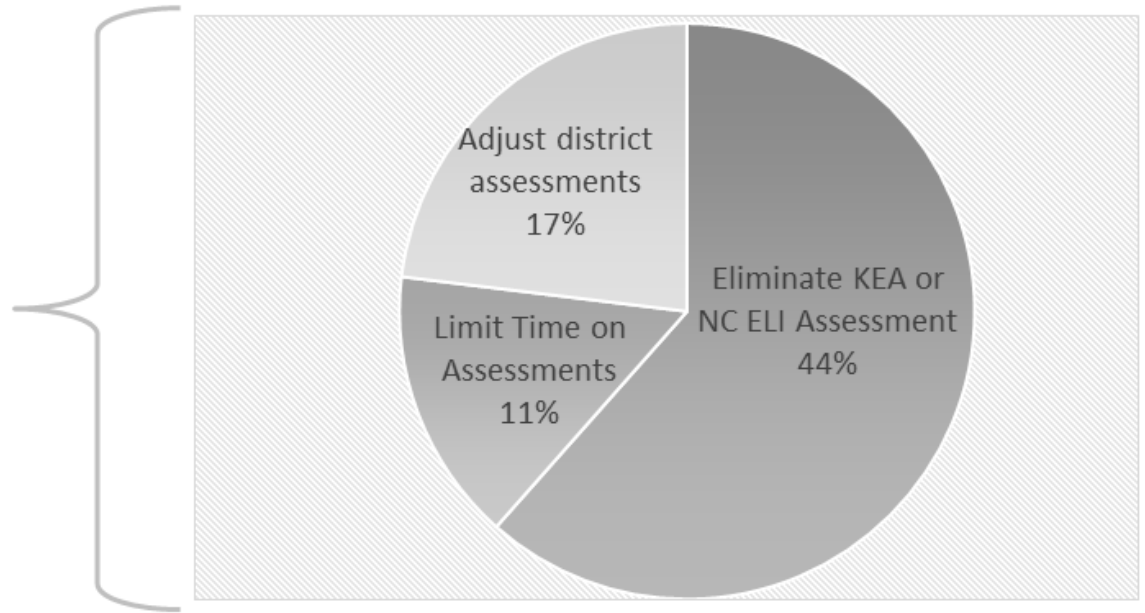
Schools may use **Standard Course of Study Flexibility** in multiple ways. Percentages represent # of times the strategy was utilized across all 15 schools.

2019-2020 SY

Flexibilities Provide For



18 out of 120 schools reporting



Schools may use **Assessment Flexibility** in multiple ways. Percentages represent # of strategy was utilized across all 18 schools.

2019-2020 SY

Flexibility Utilized 17-18 to 19-20

Flexibility Category	2017-2018 Percentage of Schools Utilizing Flexibility*	2018-2019 Percentage of Schools Utilizing Flexibility**	2019-2020 Percentage of Schools Utilizing Flexibility***
Budget	84%	96%	89%
Calendar	34%	33%	26%
Employment Requirement	55%	36%	48%
Standard Course of Study/Curriculum	16%	6%	13%
Assessment	14%	22%	15%

*Cohort 1 - 58 Schools

**Cohort 1 & 2 - 107 Schools

***Cohorts 1,2 & 3 - 120 Schools

Flexibility During COVID19

Budget Flexibility




Fund

- Fund **digital instructional tools** and software to support student learning during remote learning
- Fund **equipment** for students and/or teacher to support differentiated blended and remote learning.
- Fund **professional learning resources** for staff, i.e., books, to support students during remote learning.
- Fund **instructional resources** to support virtual teaching and learning.
- Fund **consumables and instructional resources to distribute to students** engaged in learning remotely.

Hire

- Hire **additional staff to assist students with blended and concurrent or tutor** online learning during the pandemic.
- Hire **additional staff to tutor students online** during remote learning.



Budget/Calendar Flexibility

Professional Development

(Training)

- **Add days for and/or fund professional learning** in the use of digital tools and differentiation to support students during remote learning.
- **Fund professional learning in restorative practices** to support student social emotional learning during the pandemic.



Support Provided



Support For Restart Schools

4 FTE Comprehensive Support Specialists

Supporting Restart Schools

School
Orientation

District
Orientation

Feedback
on Restart
Annual
Report

Feedback
on LP
Restart SIP

Assistance
& Coaching
Support

Monthly or
Quarterly
Check-ins

Monthly
PLN
Networking
Sessions

Canvas
Hub for
Restart
Leaders

Restart
Principal
Peer
Support
Network

Four
Restart
Guest
Fellows NC
ACCESS

Aligning State, District, & School Support for the Restart Model



Support For Restart Schools

4 FTE Comprehensive Support Specialists

Supporting Restart Schools

Feedback
on Restart
Annual
Report

Feedback
on LP
Restart
SIP

Flexibility
Planning
Assistance

NCStar
Assistance

School
Improvement
Team
Support

Professional Development:

Flexibility Planning, Effective School Improvement Team Series,
School Self - Assessment & Root Cause, Performance Measures,
NCStar Success Cycle

Aligning State, District, & School Support for the Restart Model



Recommendations



Recommendations

Update the COVID Statement DSTR-040 Policy:

For approved Restart schools implementing as of the 2019-2020 and the 2020-2021 school year, *impacted by COVID19 and the lack of performance data*, the monitoring cycle will be extended to 7-year cycle based on the availability of performance data.





Reform Model Program

Dr. Catherine Edmonds

Deputy Superintendent, Office of Equity

Catherine.Edmonds@dpi.nc.gov

Dr. Cynthia Martin

Director of District & Regional Support

Cynthia.Martin@dpi.nc.gov

Ms. Julie Garber

Reform Model Support Lead

Juliane.Garber@dpi.nc.gov



Reform Model Program

Comprehensive Support Specialists

Rhonda Faircloth

rhonda.faircloth@dpi.nc.gov

Raketa Ouedraogo-Thomas

raketa.ouedraogo-thomas@dpi.nc.gov

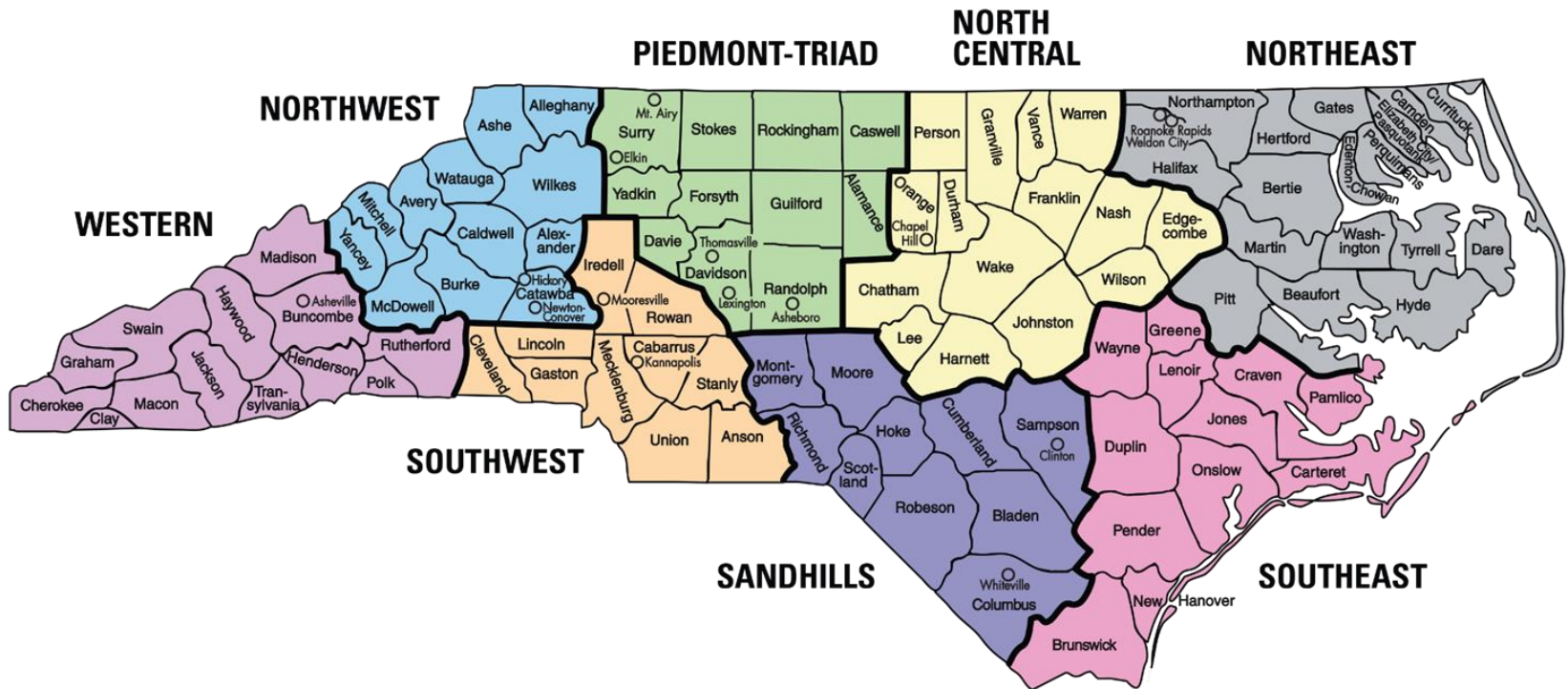
Annette Shakinovsky

annette.shakinovsky@dpi.nc.gov

Michael Taranto

michael.taranto@dpi.nc.gov





Dr. Cynthia Martin – Director, District and Regional Support

Alessandro Montanari – Assistant Director, District and Regional Support

Juliane Garber – Reform Model Support Lead

COMPREHENSIVE SUPPORT SPECIALISTS

Rhonda Faircloth – Southwest, Western

Raketa Ouedraogo-Thomas – Piedmont-Triad, Northwest

Annette Shakinovsky – Southeast, Sandhills

Michael Taranto – Northeast, North Central



PUBLIC SCHOOLS OF NORTH CAROLINA

State Board of Education | Department of Public Instruction