

NC DHHS K-12 COVID-19 Response Updates

State Board of Education
February 3, 2022




NC DEPARTMENT OF
HEALTH AND
HUMAN SERVICES



Agenda

- **Statewide COVID-19 Updates and Data Trends**
- **Vaccination Update**
- **N95 Mask Distribution**



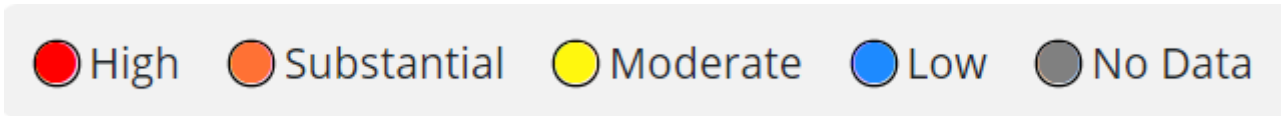
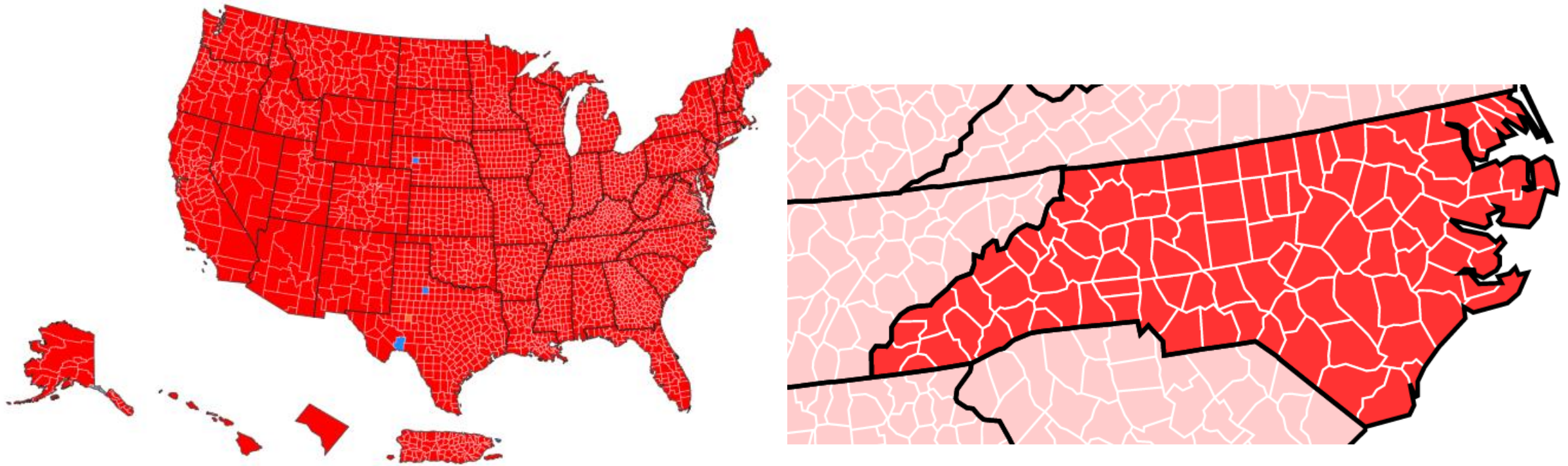
NC DEPARTMENT OF
HEALTH AND HUMAN SERVICES

Statewide COVID-19 Updates & Data Trends

February 3, 2022

High level of transmission across the country and state

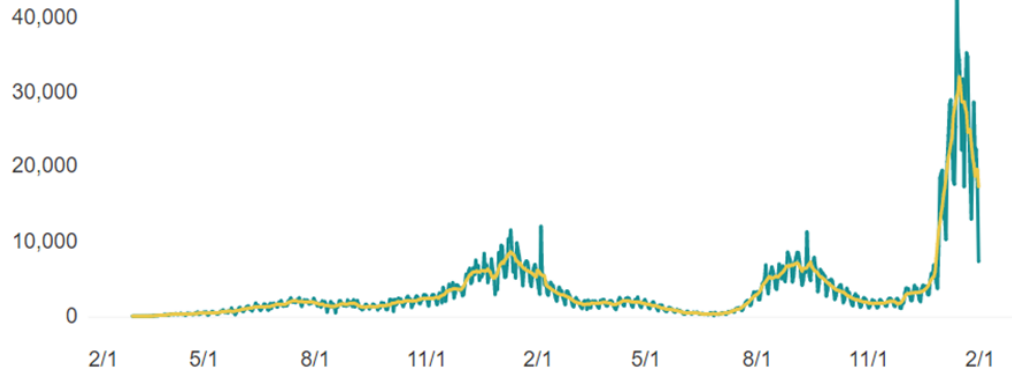
North Carolina Case Rates (1152 cases/100,000 people) are more than 10 times higher than the threshold for high transmission as defined by the CDC (100 cases/100,000 people)



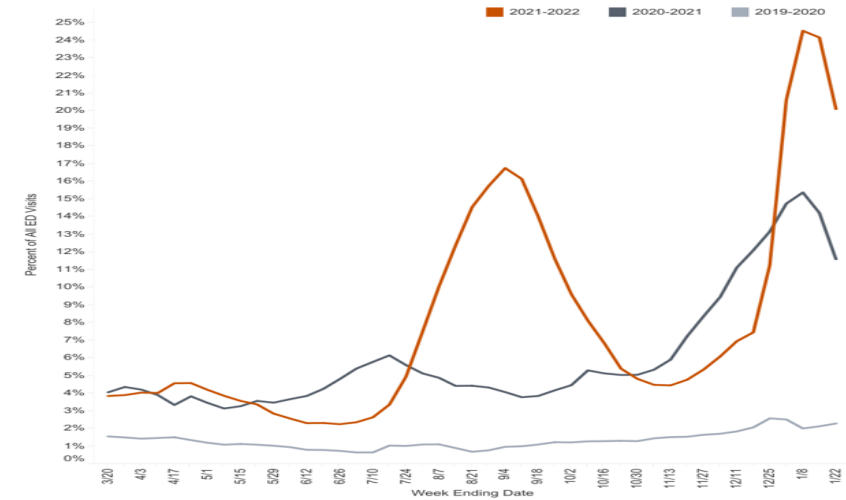
Four Key Metrics – Starting to decrease

Daily Cases by Date Reported

Total Cases: 2,421,799

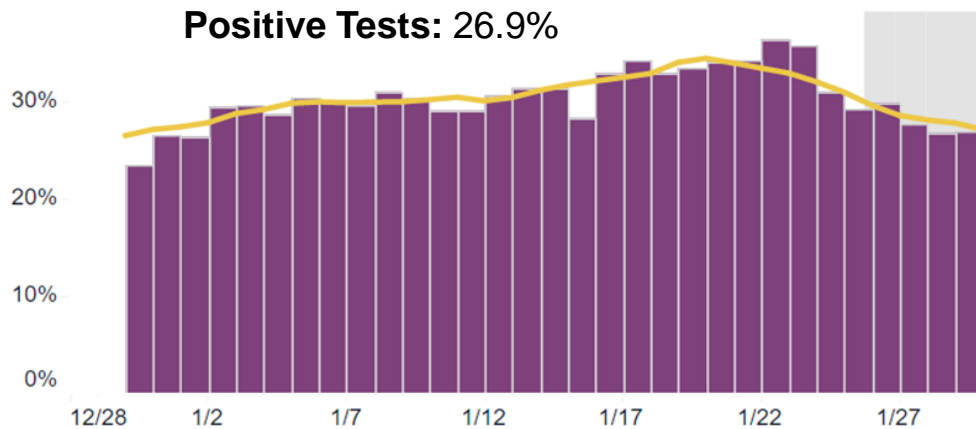


What Percentage of ED Visits this Season are for COVID-like Illness Compared to Previous Seasons?



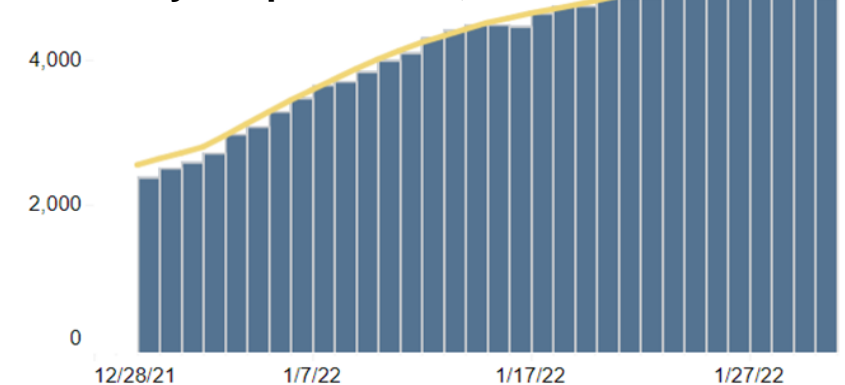
Positive Tests as a Percent of Total Tests

Positive Tests: 26.9%



Daily Number of People Currently Hospitalized

Currently hospitalized: 4,882

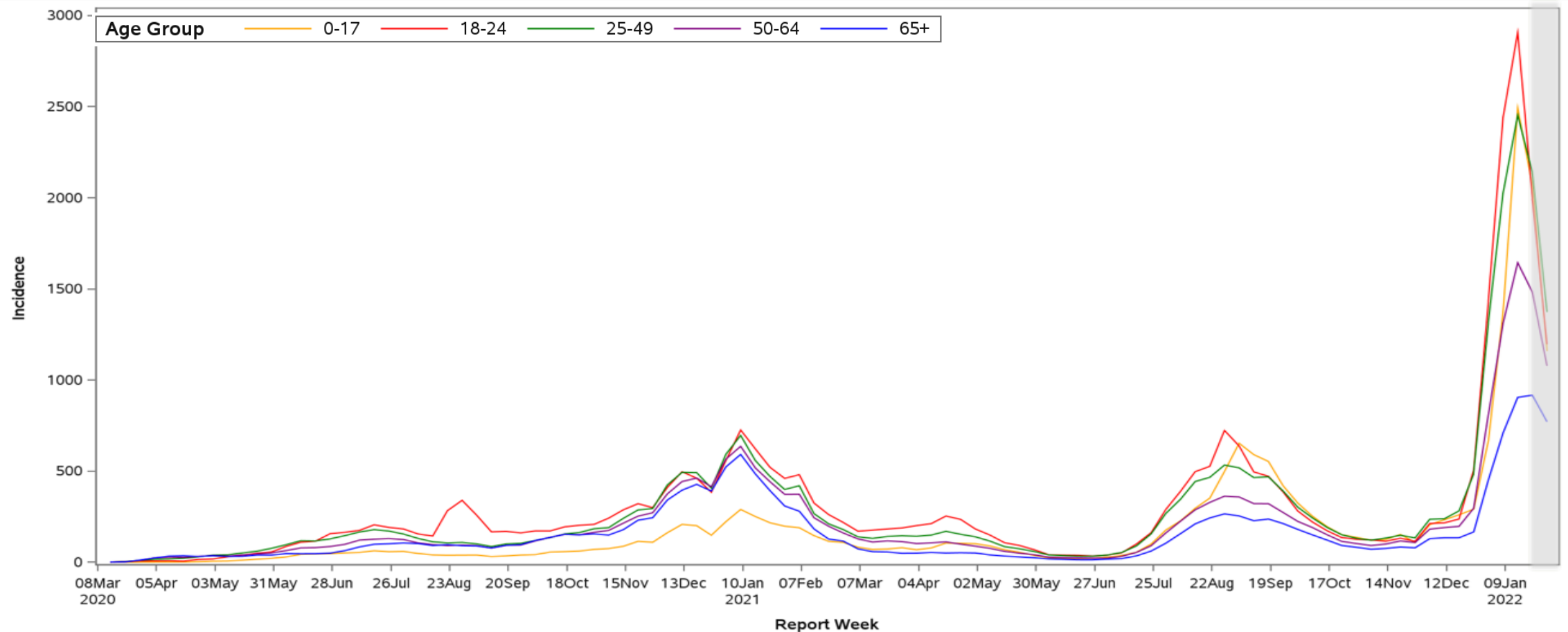


CASE RATES DROPPING, STILL HIGHER THAN PREVIOUS PEAKS

Case rates are highest among younger age groups and lowest among older and more highly vaccinated groups.

COVID Cases per 100K Population by Age Group and Report Date

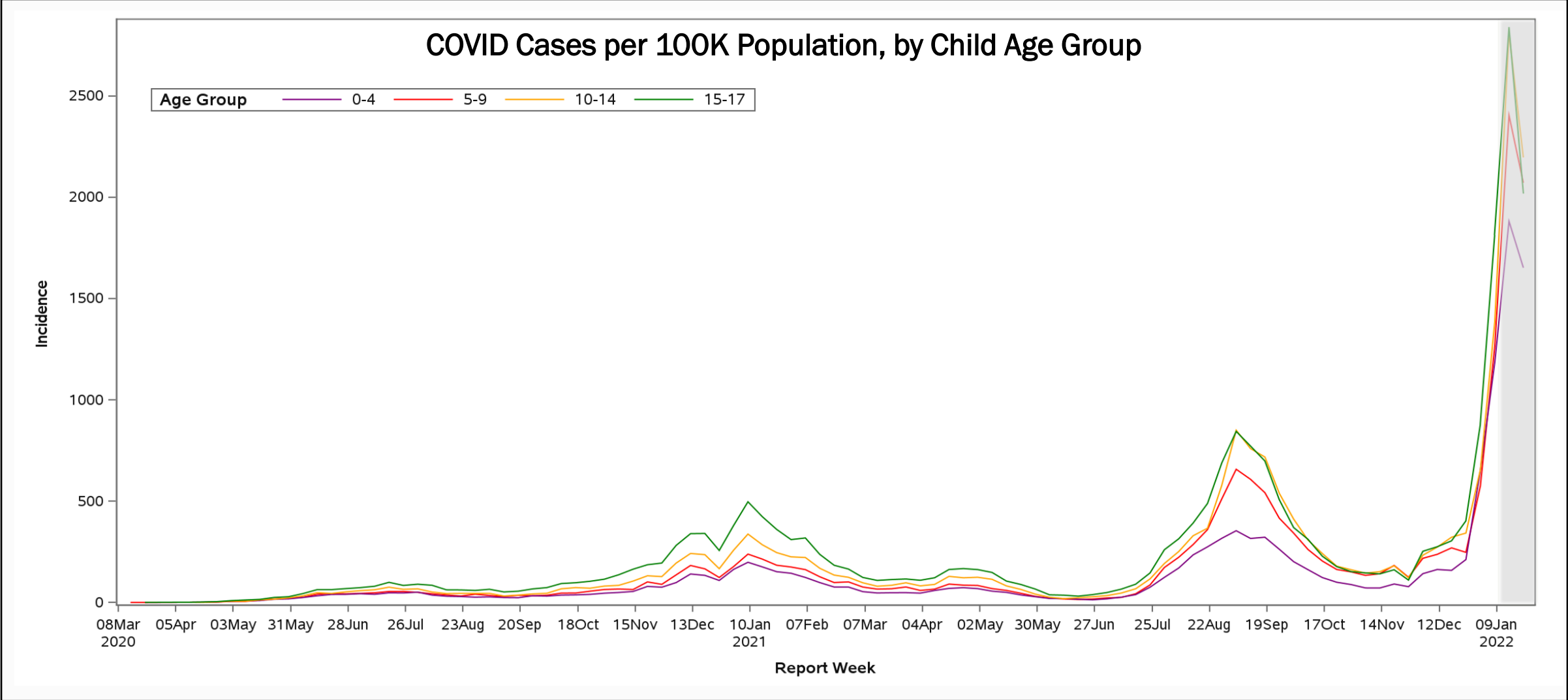
Data through January 29, 2022



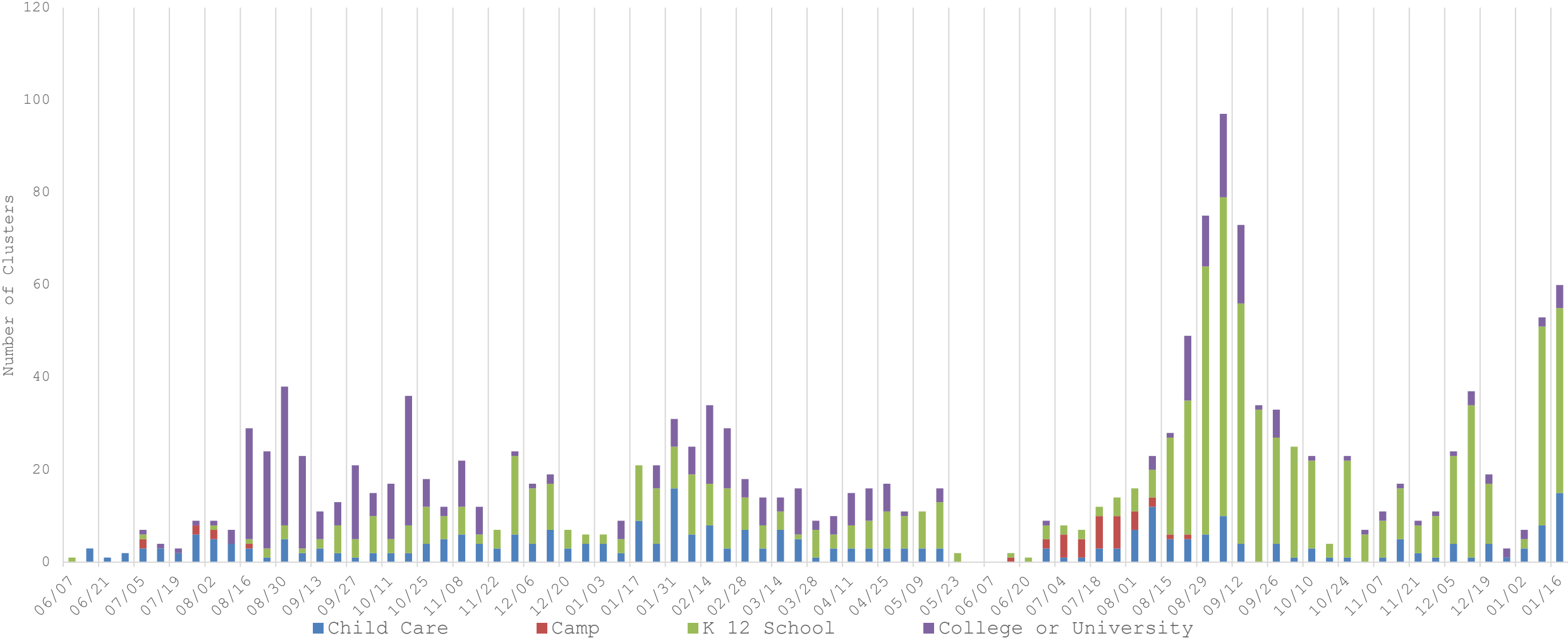
Case Rates Beginning to Decrease Among Children



Case rates remain higher among school-aged group (as compared to 0–4-year-olds).

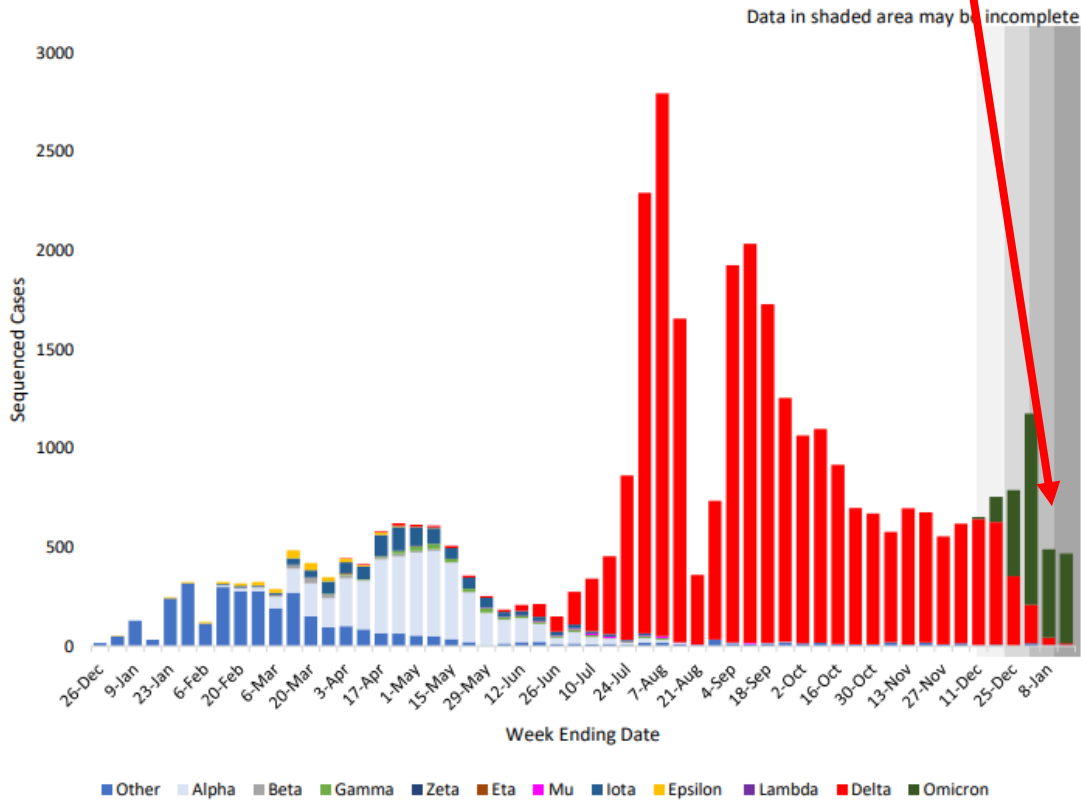


Educational Clusters per Week by Type

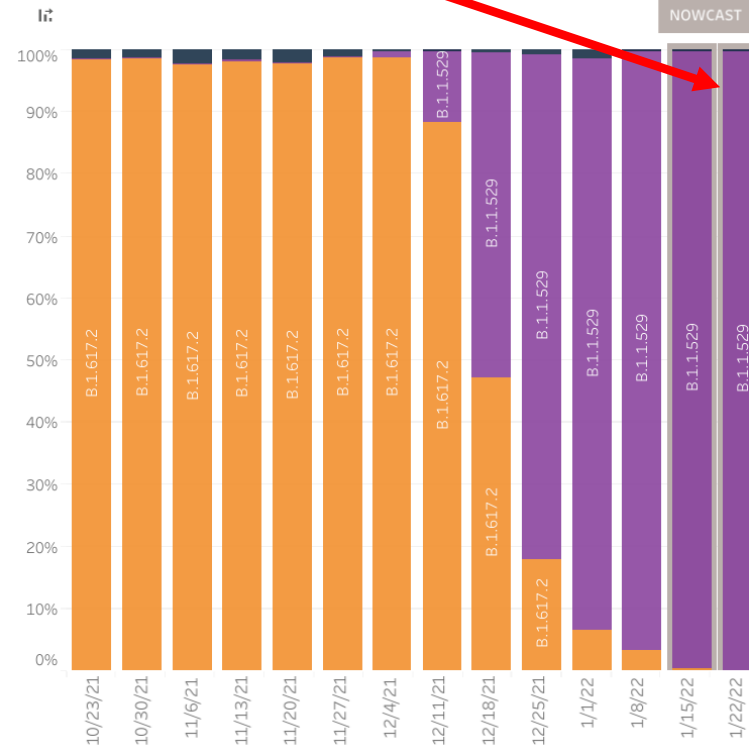


RAPID EMERGENCE OF OMICRON

What COVID-19 variants are being detected in North Carolina?



HHS Region 4: 10/17/2021 – 1/22/2022



HHS Region 4: 1/16/2022 – 1/22/2022 NOWCAST

Region 4 - Alabama, Florida, Georgia, Kentucky, Mississippi, North Carolina, South Carolina, and Tennessee

WHO label	Lineage #	US Class	%Total	95%PI
Omicron	B.1.1.529	VOC	99.9%	99.9-100.0%
Delta	B.1.617.2	VOC	0.1%	0.0-0.1%
Other	Other*		0.0%	0.0-0.0%

* Enumerated lineages are US VOC and lineages circulating above 1% nationally in at least one week period. "Other" represents the aggregation of lineages which are circulating <1% nationally during all weeks displayed.

** These data include Nowcast estimates, which are modeled projections that may differ from weighted estimates generated at later dates
 # AY.1-AY.133 and their sublineages are aggregated with B.1.617.2
 BA.1, BA.2 and BA.3 are aggregated with B.1.1.529.

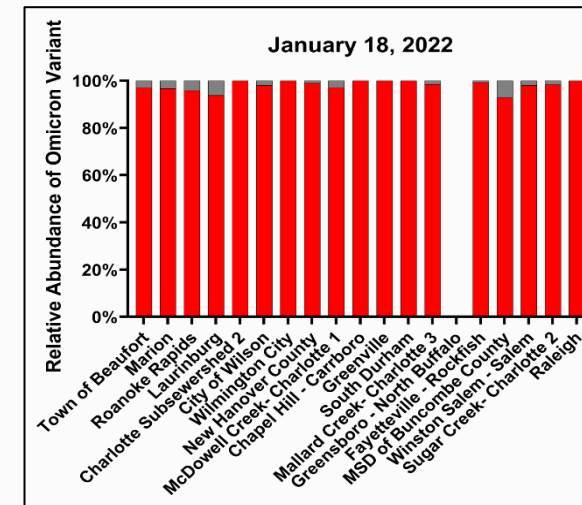
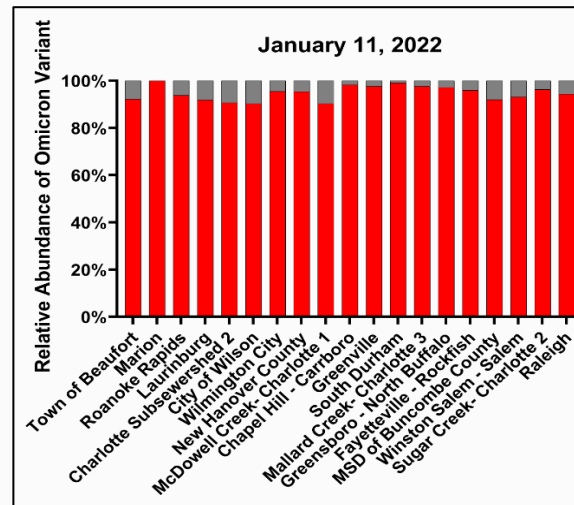
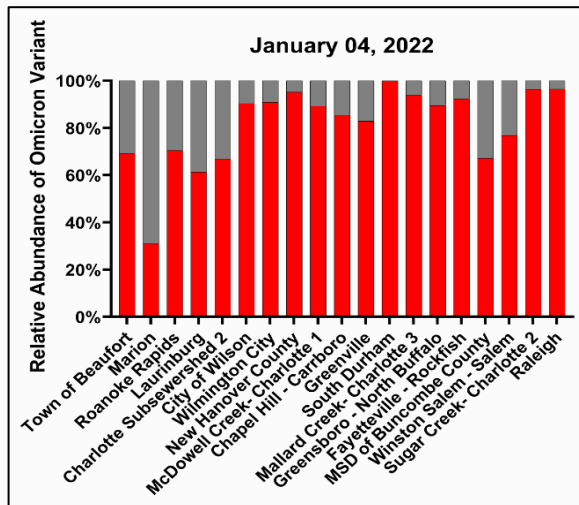
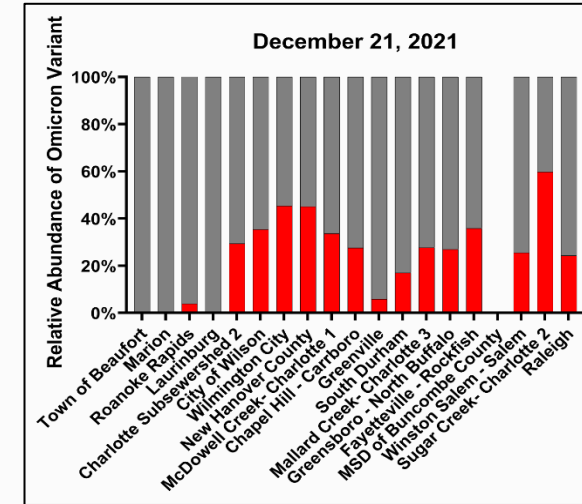
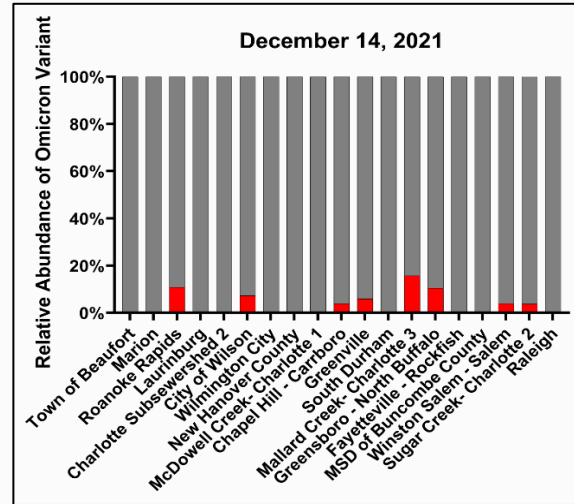
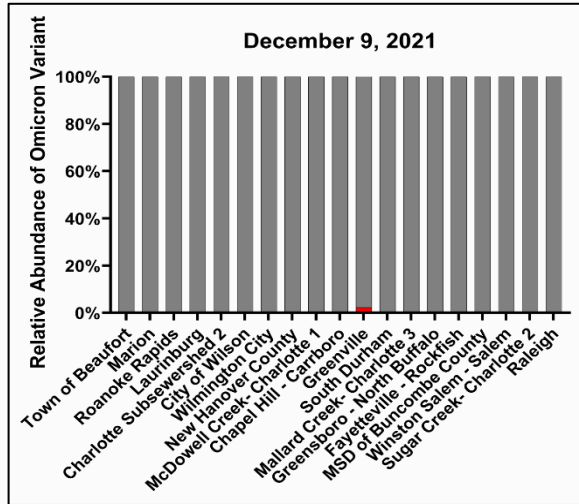
encing data from NC <https://covid19.ncdhhs.gov/media/380/open>

CAST modeling from CDC <https://covid.cdc.gov/covid-data-tracker/#variant-proportions>

Omicron Has Become Predominant Variant

DPH now has the capacity to identify COVID-19 variants through wastewater samples, which has provided more evidence that Omicron is now the predominant variant in North Carolina.

Wastewater Variant Detection



Change in mask policies

NORTH CAROLINA LEA FACE MASK POLICIES
(as of 12/7/2021)

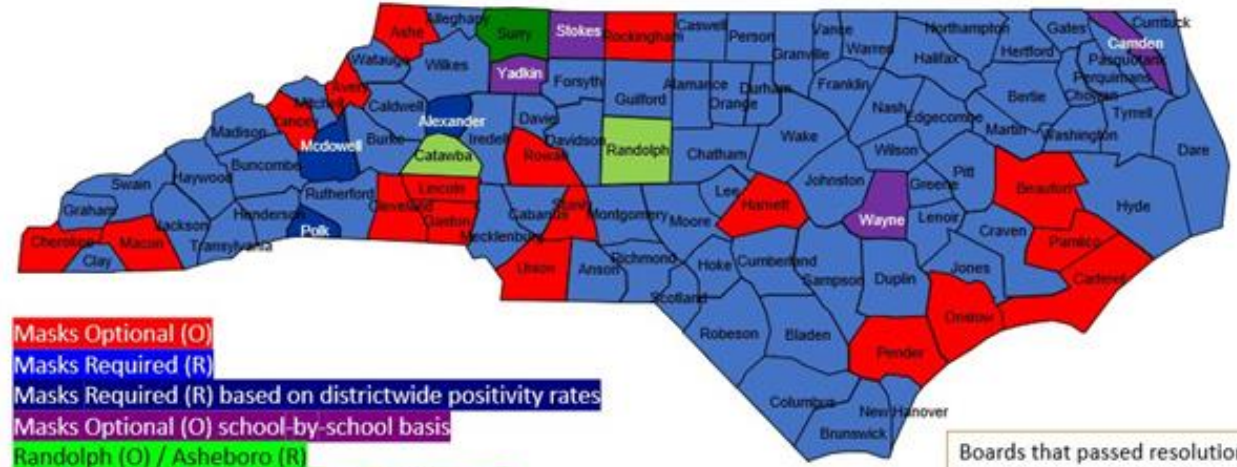


- Masks Optional (O)
- Masks Required (R)
- Alexander & Caldwell (O) week by week basis; Polk & McDowell (O) when Positivity rate <5% for 2 weeks
- Cabarrus (O) / Kannapolis (R)
- Sampson (O) / Clinton (R); Randolph (O) / Asheboro (R)
- Iredell (O) / Mooresville (R PreK-6/ O 7-12); Catawba (O) / Hickory (R) / Newton-Conover (O on 1/1/2021)
- Surry (O) school by school basis / Elkin & Mt Airy (R)
- Hyde (O) for vaccinated students & staff

adapted from

Pitt - optional effective 1/4/2022; Stokes - optional effective 1/6/2022

NORTH CAROLINA LEA FACE MASK POLICIES
(as of 1/28/2022)




- Masks Optional (O)
- Masks Required (R)
- Masks Required (R) based on districtwide positivity rates
- Masks Optional (O) school-by-school basis
- Randolph (O) / Asheboro (R)
- Catawba (O) / Newton Conover (O) / Hickory (R)
- Surry (O) school-by-school basis / Elkin & Mt Airy (R)

Boards that passed resolutions to end quarantines and/or contact tracing:

- Randolph
- Union

Face Covering Mandates				
	Number of Districts	Percentage of Districts	Number of Students	Percentage of Students
Districts requiring universal face coverings	87	75.65%	1,066,634	79.54%
Districts making face coverings optional	26	22.61%	269,799	20.12%
Districts requiring face coverings (partial)	2	1.74%	4,539	0.34%
Waiting on decision from districts	0	0.00%	0	0.00%
Totals	115	100.00%	1,340,972	100.00%



NC DEPARTMENT OF
HEALTH AND HUMAN SERVICES

Vaccination Update

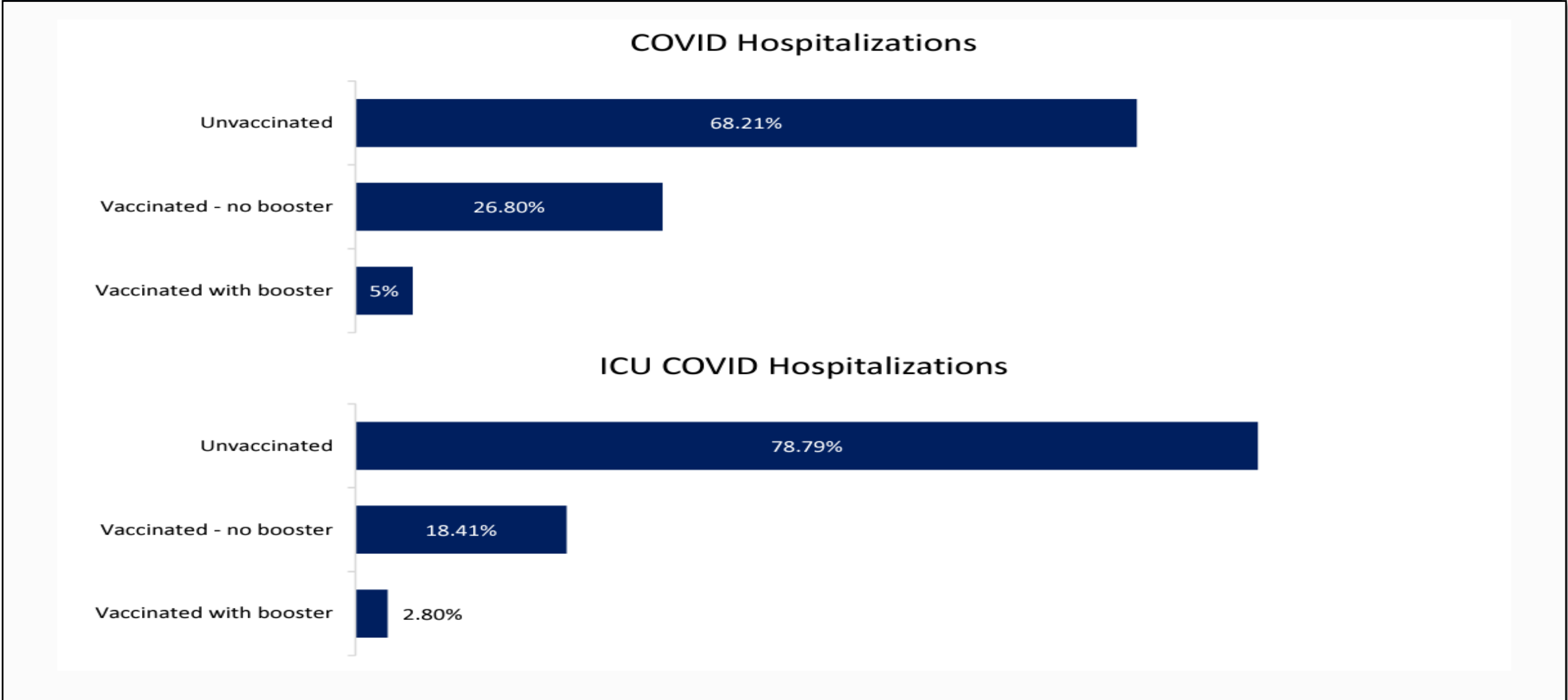
February 3, 2022

NEW STUDIES ON VACCINE AND BOOSTER EFFECTIVENESS

- [COVID-19 Incidence and Death Rates Among Unvaccinated and Fully Vaccinated Adults with and Without Booster Doses During Periods of Delta and Omicron Variant Emergence — 25 U.S. Jurisdictions, April 4–December 25, 2021 - January 28, 2022 / 71\(4\);132–138](#)
 - When the Omicron variant emerged during December 2021, **adults who were unvaccinated were 5 times more likely to have a COVID infection** as compared to adults who were fully vaccinated with a booster
- [Association Between 3 Doses of mRNA COVID-19 Vaccine and Symptomatic Infection Caused by the SARS-CoV-2 Omicron and Delta Variants](#) - January 21, 2022. doi:10.1001/jama.2022.0470
 - **During Omicron period, receipt of 3 doses of mRNA COVID-19 vaccine reduced risk of having a symptomatic SARS-CoV-2 infection by 2/3 as compared to unvaccinated**
- [Effectiveness of a Third Dose of Pfizer-BioNTech and Moderna Vaccines in Preventing COVID-19 Hospitalization Among Immunocompetent and Immunocompromised Adults — United States, August–December 2021](#) - January 28, 2022 / 71(4);118–124
 - Receipt of third dose increased vaccine effectiveness against **hospitalization** among adults from 82% to **97% for adults without immunocompromise** and from 69% to **88% for adults with immunocompromise**
- [Effectiveness of a Third Dose of mRNA Vaccines Against COVID-19–Associated Emergency Department and Urgent Care Encounters and Hospitalizations Among Adults During Periods of Delta and Omicron Variant Predominance — VISION Network, 10 States, August 2021–January 2022](#) - January 28, 2022 / 71(4);139–145
 - During both Delta- and Omicron-predominant periods, receipt of a third vaccine dose was highly effective at **preventing COVID-19–associated emergency department and urgent care encounters (94% and 82%, respectively)** and preventing COVID-19–associated **hospitalizations (94% and 90%, respectively)**.

NORTH CAROLINA COVID-19 ADMISSIONS AND VACCINATION STATUS

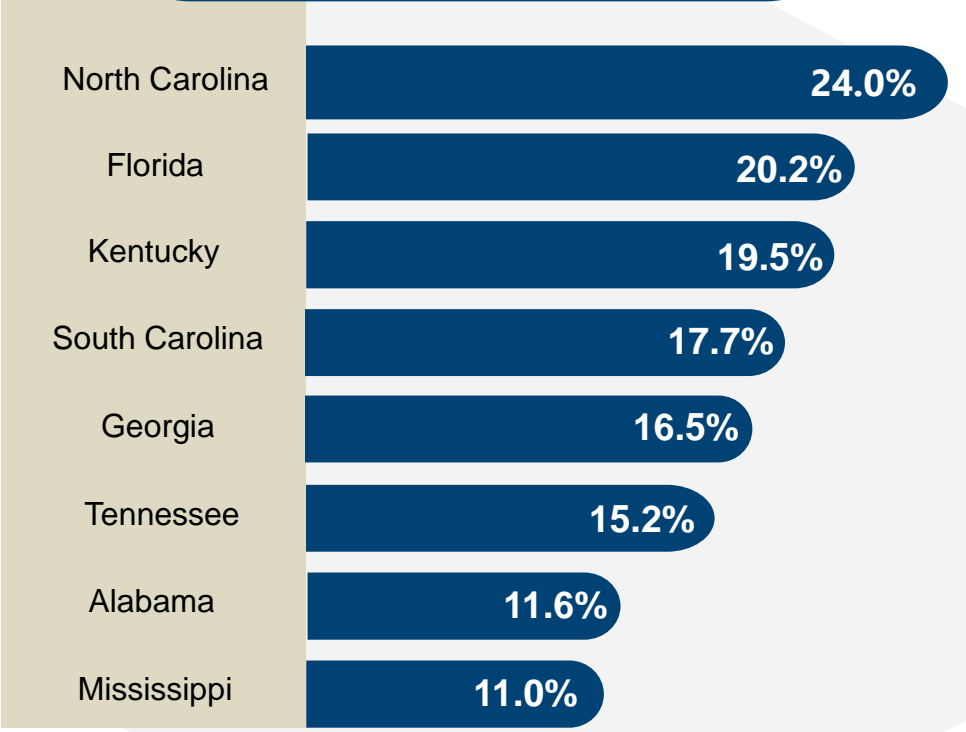
COVID-19 Admissions Mostly Among Unvaccinated (data for week ending January 22, 2022)



• Source: NC COVID-19 Data Dashboard: <https://covid19.ncdhhs.gov/dashboard/cli-surveillance>

PEDIATRIC VACCINATION RATES

North Carolina has the highest pediatric vaccination rate of FEMA IV States

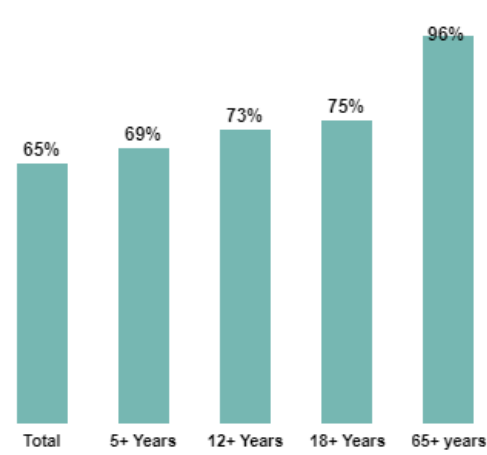


Source: All metrics are from 1/19/22 ASPR Report

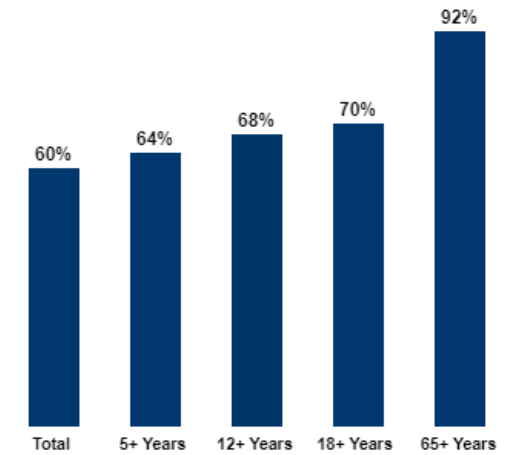
Note: FEMA IV states shown are states with comparable vaccine programs.



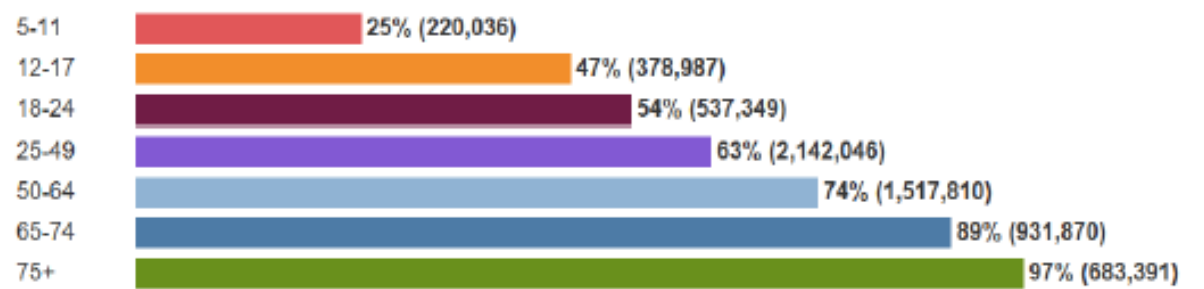
Percent of Population Vaccinated with at Least One Dose



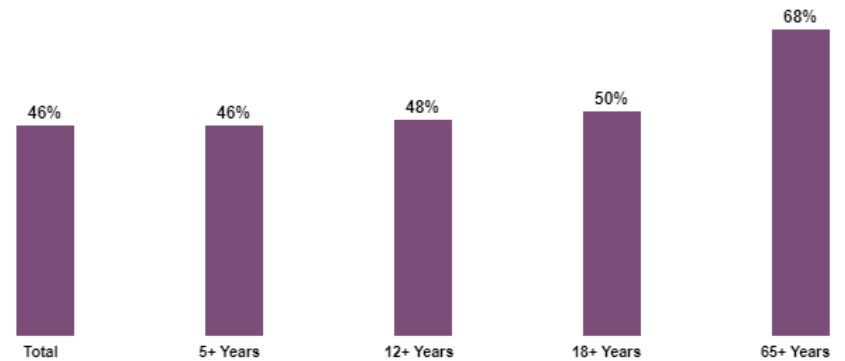
Percent of Population Vaccinated with Two Doses or One Dose J&J




Percent of Population Vaccinated with at Least One Dose by Age Group



Percent of Vaccinated Population with at Least One Booster/Additional Dose





NC DEPARTMENT OF
HEALTH AND HUMAN SERVICES

N95 Mask Distribution

February 3, 2022

N95 Mask Distribution

NDHHS has 1 million N95 masks available for K12 schools.

Survey sent out to districts for orders.

Action Steps for Districts:

- Determine shipment amount (maximum allocated or lesser amount)
- Identify a point of contact for the shipment
- Identify location for shipment
- Coordinate with schools in your district that may have requested masks directly from NCDHHS

**Survey Response Due
Friday 2/4**

*The earlier submitted, the earlier
the order will be shipped*

[N95 MASK SURVEY LINK](#)

If you have additional questions about the N95 mask distribution, please contact

OEMSSupportCell@dhhs.nc.gov

