

Limited License Update

March 2022 State Board of Education Meeting

Thomas Tomberlin
Director, Educator Recruitment and Support





PUBLIC SCHOOLS OF NORTH CAROLINA

State Board of Education | Department of Public Instruction

G.S. 115C-270.20

- (4a) Limited License
- Effective July 1, 2019

Limited License Definition

Limited license – A **three-year nonrenewable license** issued to an individual who meets the requirements of this subdivision.



Limited License Requirements

A limited license shall only be requested by the local board of education currently employing or seeking to employ the individual and shall be used for continued employment only in that local school administrative unit. The State Board shall not require individuals to demonstrate preparation through achieving a prescribed minimum score on a standardized examination for a limited license.

Limited License Requirements for IPL Licensee**

To receive a limited license, **one of the following shall be met:**

a. IPL licensee. – **Both of the following are met:**

1. The individual was issued an IPL or RL but failed to fulfill examination requirements under G.S. 115C-270.15 after three years of licensure.
2. The local board of education submits to the State Board an affidavit stating that the teacher is currently employed by that local board, is an effective teacher, and will be encouraged to continue to pursue a CPL. The affidavit shall be signed by both the principal and superintendent for the school to which the teacher is currently assigned.

****IPL Licensee also includes individuals who hold a Lateral Entry License.****



Limited License Requirements for Out-of-state Licensee

b. Out-of-state licensee. – **Both of the following are met:**

1. The individual holds current teacher licensure in another state that is in good standing.
2. The local board of education submits to the State Board an affidavit stating that the local board seeks to employ the teacher, that the teacher has been employed as a licensed teacher in another state for at least three years, and that the teacher will be encouraged to pursue an IPL or CPL, as appropriate for that teacher. The affidavit shall be signed by the superintendent for the local board of education seeking to employ the teacher.

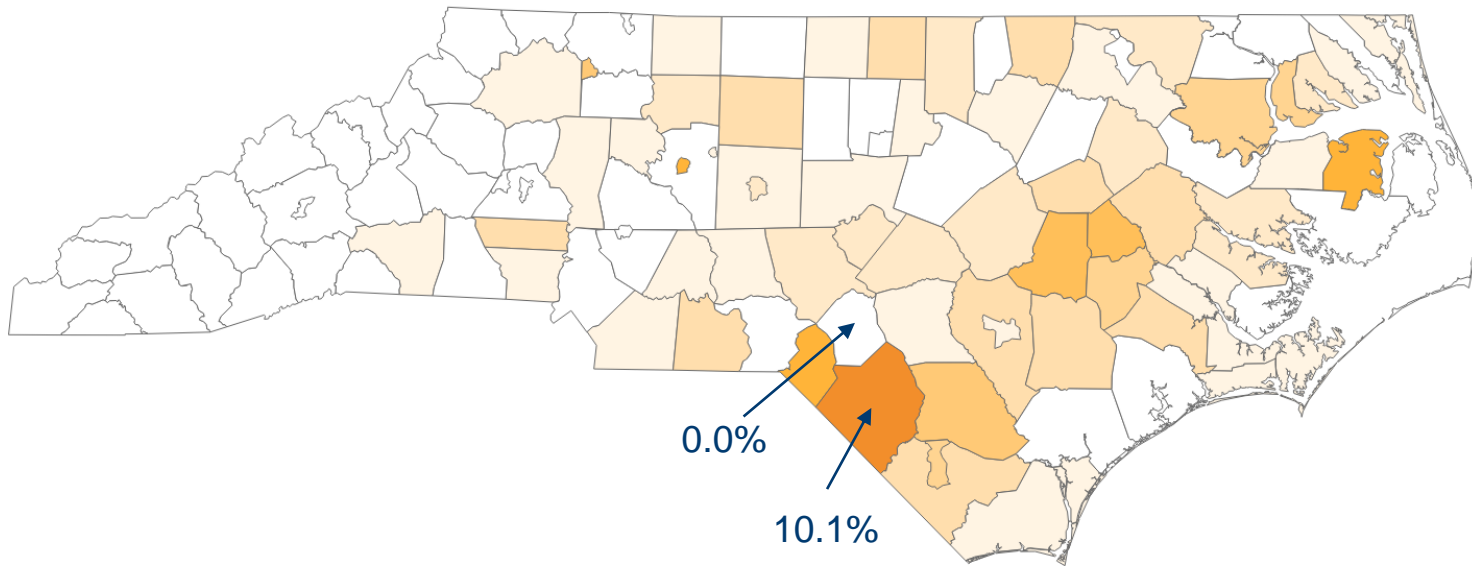
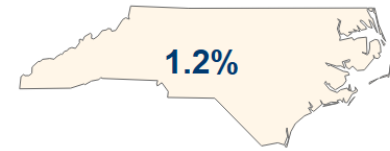


Limited License Data

- Distribution by Local Education Agency (LEA)
- Trend of Early-Career Teachers
- Conversion Status to Continuing Professional License (CPL)
- Data Preview by LEA: Robeson & Scotland Counties
- Early-Career Teachers with Limited Licenses by Educator Preparation Programs (EPP)

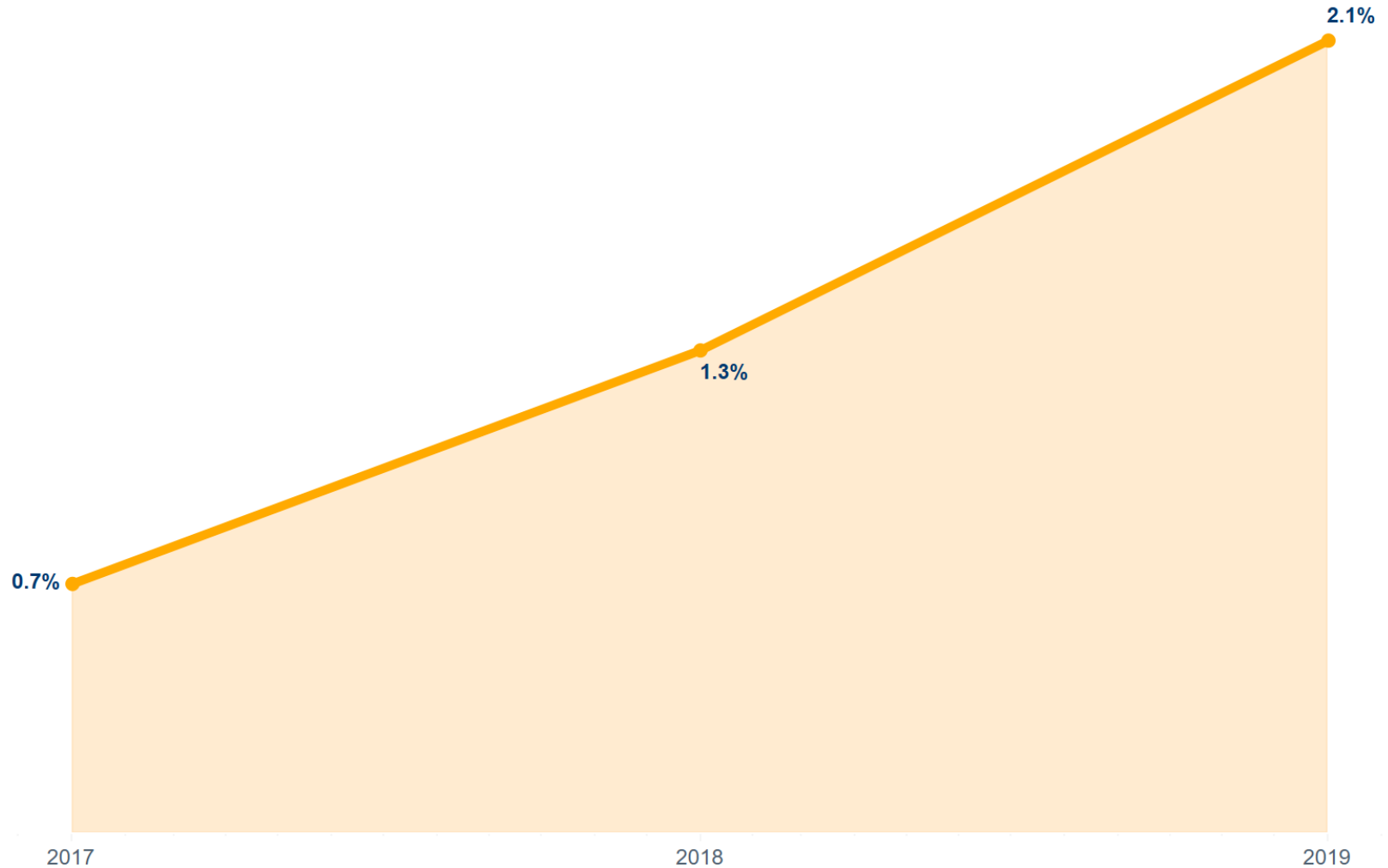
DISTRIBUTION BY LEA

Percentage of LEA's Early-Career Teachers with Limited Licenses



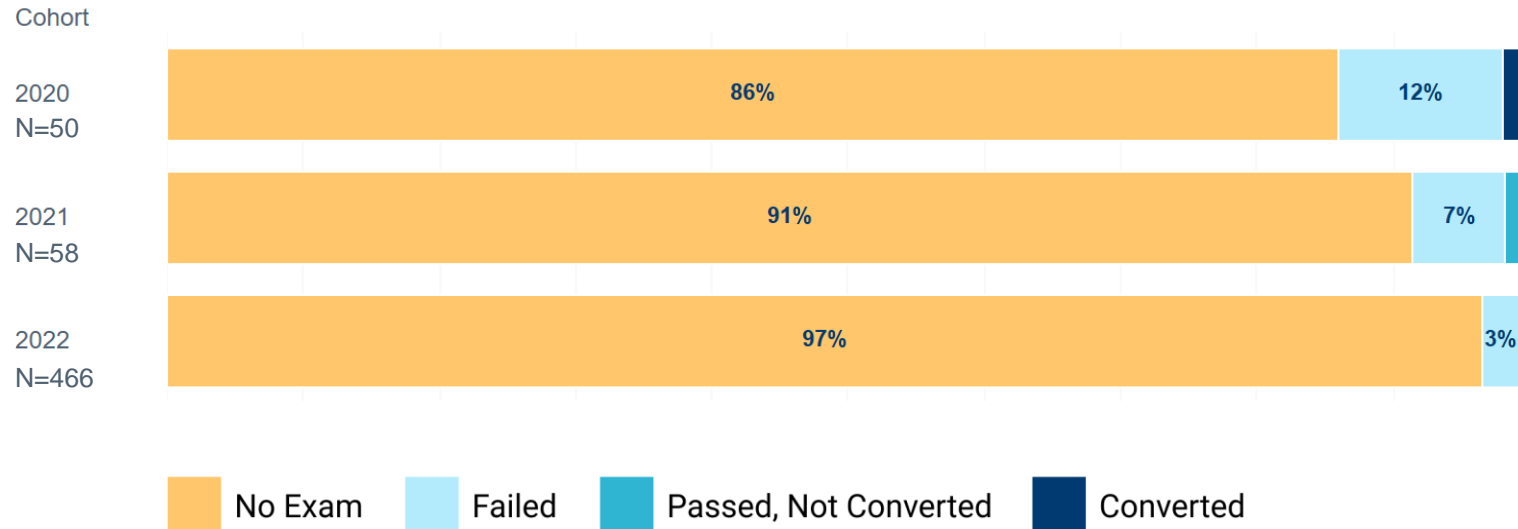
TREND IN SHARE OF EARLY-CAREER TEACHERS WHO LATER GO ON LIMITED LICENSES

Cumulative Percentage By Fiscal Year



CONVERSION STATUS

Percentage of Limited Licenses in Different Stages of Conversion by Year of Issue



EFFECTIVENESS

Percentage Meeting Expected Growth by Limited License Status (2018-19)

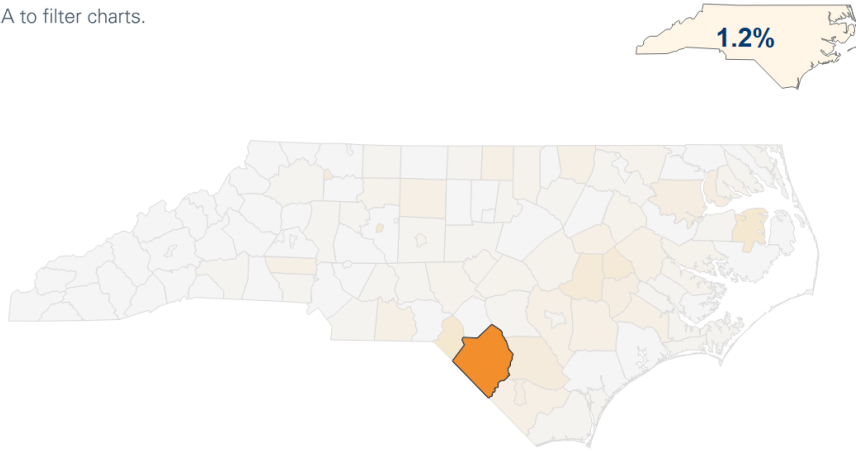


PUBLIC SCHOOLS OF ROBESON COUNTY

DISTRIBUTION BY LEA

Percentage of LEA's Early-Career Teachers with Limited Licenses

Click an LEA to filter charts.

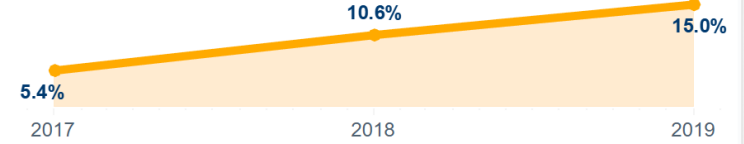


DETAIL

LEA Name	Limited (%)	Limited (#)	Unrestricted (#)
Public Schools of Robeson County	10.1%	70	625

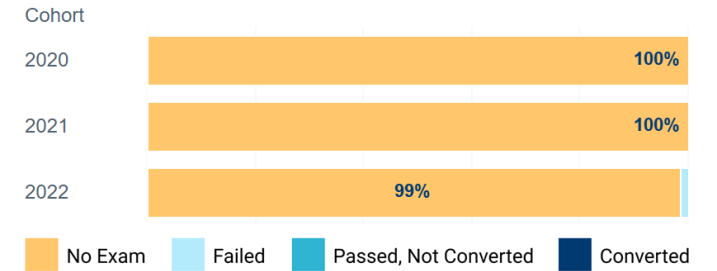
TEACHERS WHO LATER GO ON LIMITED LICENSES

Cumulative Percentage by Fiscal Year



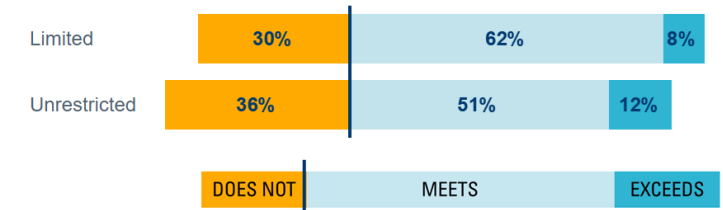
CONVERSION STATUS

Count of Limited Licenses in Different Stages of Conversion by Year of Issue



EFFECTIVENESS

Percentage Meeting Expected Growth by Limited License Status (2018-19)

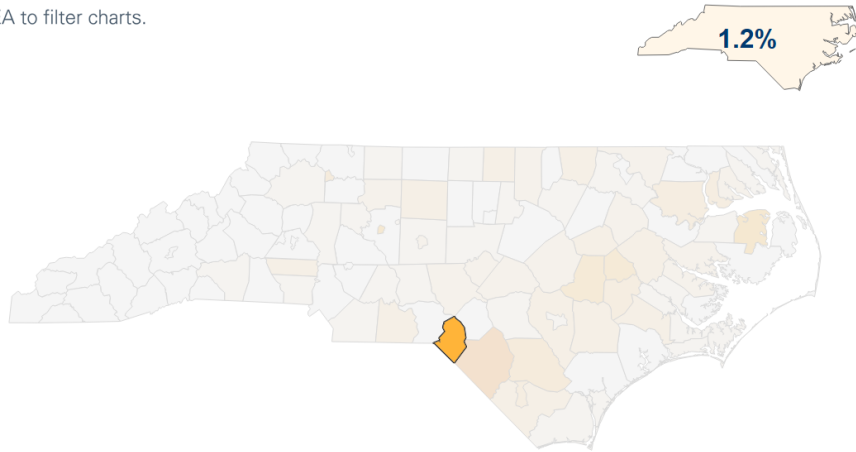


SCOTLAND COUNTY SCHOOLS

DISTRIBUTION BY LEA

Percentage of LEA's Early-Career Teachers with Limited Licenses

Click an LEA to filter charts.

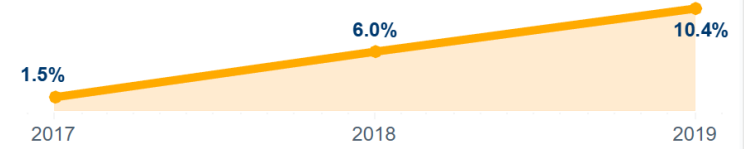


DETAIL

LEA Name	Limited (%)	Limited (#)	Unrestricted (#)
Scotland County Schools	6.7%	18	252

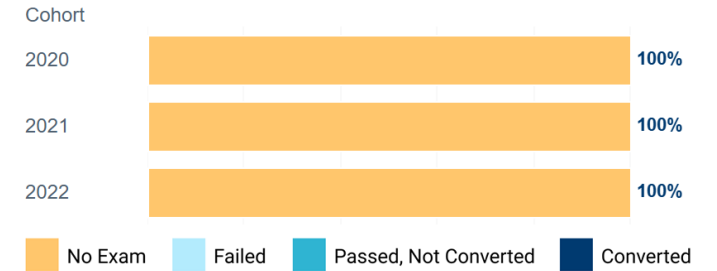
TEACHERS WHO LATER GO ON LIMITED LICENSES

Cumulative Percentage by Fiscal Year



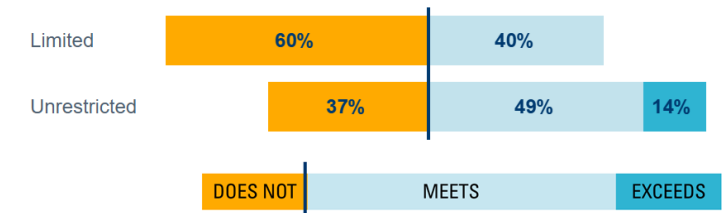
CONVERSION STATUS

Count of Limited Licenses in Different Stages of Conversion by Year of Issue



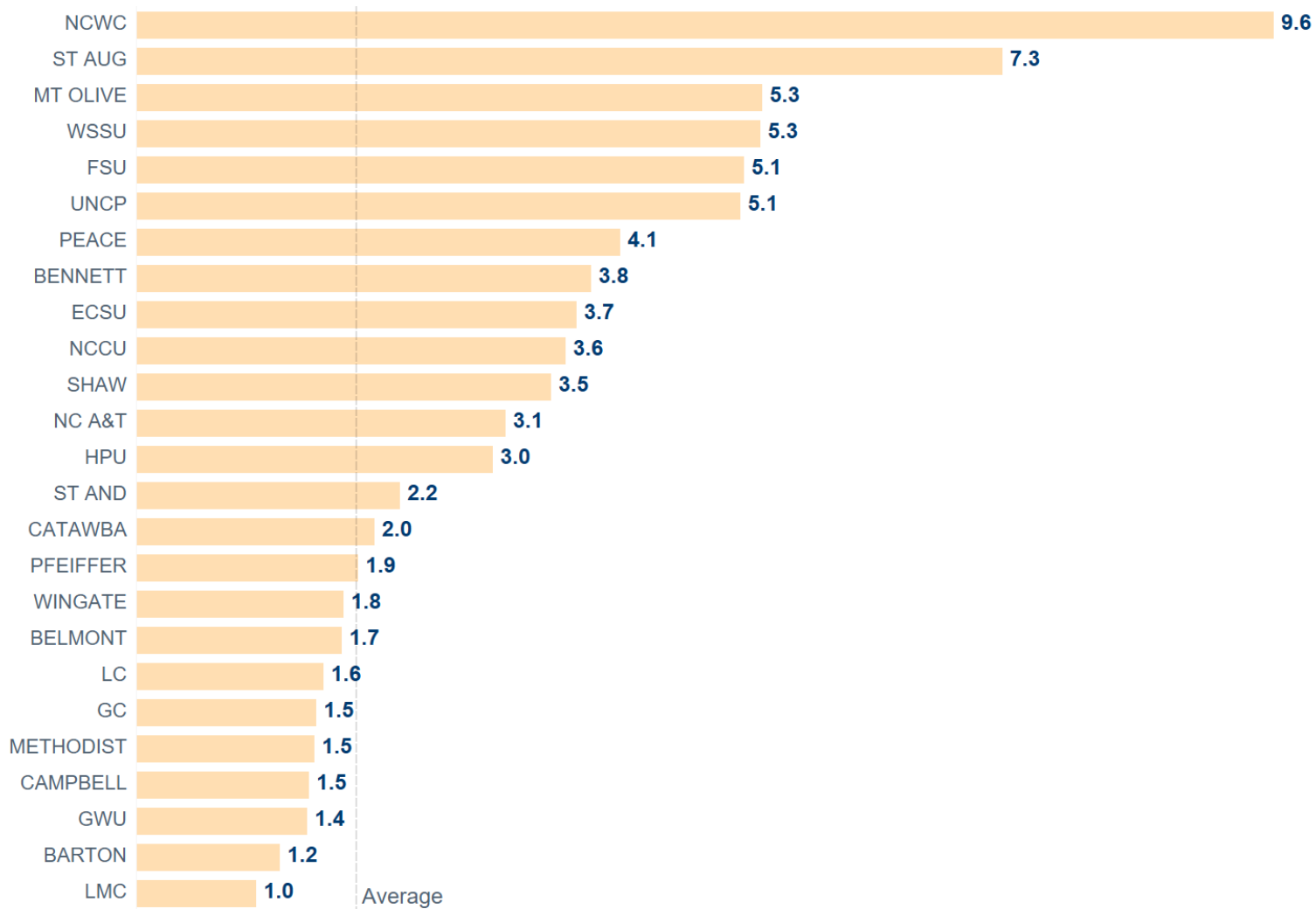
EFFECTIVENESS

Percentage Meeting Expected Growth by Limited License Status (2018-19)



By EPP

Percentage of Early-Career Teachers w/Limited Licenses



Link to Dashboard

Limited Licenses

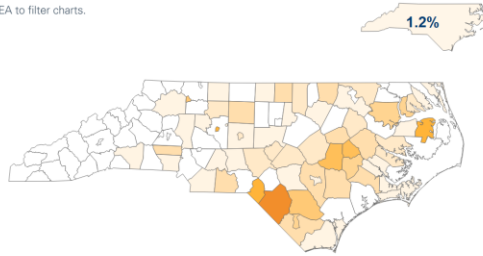
Percentages of early-career teachers with limited licenses (2019-2021)



DISTRIBUTION BY LEA

Percentage of LEA's Early-Career Teachers with Limited Licenses

Click an LEA to filter charts.

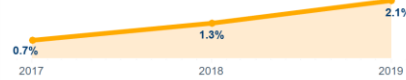


DETAIL

LEA Name	Limited (%)	Limited (#)	Unrestricted (#)
Innovative School District	11.1%	1	8
Public Schools of Robeson County	10.1%	70	625
Tyrrell County Schools	7.4%	2	25
Lexington City Schools	7.1%	8	104
Scotland County Schools	6.7%	18	252
Greene County Schools	6.3%	6	89
Wayne County Public Schools	5.6%	32	541
Elkin City Schools	5.3%	1	18
Bladen County Schools	4.9%	5	97
Lenoir County Public Schools	4.5%	13	276
Whiteville City Schools	3.9%	2	49
Edenton-Chowan Schools	3.9%	2	49
Bertie County Schools	3.7%	1	27

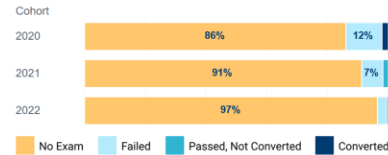
TEACHERS WHO LATER GO ON LIMITED LICENSES

Cumulative Percentage by Fiscal Year



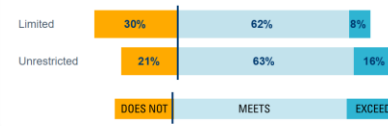
CONVERSION STATUS

Count of Limited Licenses in Different Stages of Conversion by Year of Issue



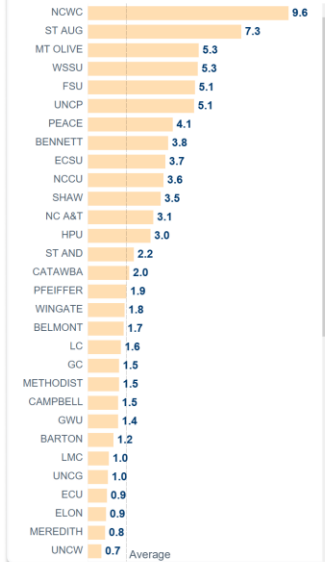
EFFECTIVENESS

Percentage Meeting Expected Growth by Limited License Status (2018-19)



BY EPP

Percentage of Early-Career Teachers w/Limited Licenses
State totals only.



<https://ncdpi.tiny.us/LimitedLicenses>

Questions

