

2023 Charter School Applications

Melanie Rackley
Education Planning and Development Consultant
Office of Charter Schools
September 11-12, 2023



North Carolina Department of
PUBLIC INSTRUCTION

Overview

- 2022 CSRB Application Recommendations
- Statutes, Rules & SBE Policies Guiding Process
- 2023 Application Process
- 2023 Capacity Interviews
- Questions/Closing Remarks

2022 Approved Schools

Submission	Timeline	County	Repeat Application?	EMO/CMO
Legacy Classical Academy	Accelerated - 2023	Rockingham	YES	American Traditional Academies
Mountain City Two Rivers Montessori	Accelerated - 2023	Buncombe/Asheville City		
Flat Rock Classical Academy	Standard - 2024	Henderson		
Movement School Raleigh	Standard - 2024	Wake		
Movement School West Charlotte	Standard - 2024	Mecklenburg		
Movement School Northeast Charlotte	Standard - 2024	Mecklenburg		
Riverside Leadership Academy	Standard - 2024	Craven		
Agape Achievement Academy	Standard - 2024	Cumberland		

2022 Approved Schools

Submission	Timeline	County	EMO/CMO	Status
ALA Monroe	Accelerated-2023	Union	Charter One	CSAB approval Sept. 13, 2022 (7-2); and Dec. 5, 2022 (7-1) SBE denial Jan. 5, 2023
HCLA – Wake	Standard - 2024	Wake	N/A	CSAB approval Dec. 5, 2022 (unanimous) ;and Feb. 6, 2023 (7-1) SBE denial March 2, 2023

[Session Law 2023 -110 HB 618](#)

Charter School Definition

Charter schools are public schools of choice that are authorized by the State Board of Education and operated by independent non-profit boards of directors. State and local tax dollars are the primary funding sources for charter schools, which have open enrollment and cannot discriminate in admissions, associate with any religion or religious group, or charge-tuition. Charter schools operate with freedom from many of the regulations that govern district schools, but charter schools are held accountable through the State assessment and accountability system.

- Source: [NCDPI Office of Charter Schools Website](#)

Statutes, Rules and SBE Policies

- **Session Law 2023-110 (HB 618)**

- § 115C-218 as rewritten: Purpose of charter schools; role of State Board of Education; establishment of North Carolina Charter Schools ~~Advisory~~ Review Board and North Carolina Office of Charter Schools.

- **115C-218(b)(10) (Powers and Duties)**

- Approve or deny charter applications, renewals and revocations.
- The Review Board shall make recommendations to the State Board of Education on the adoption of rules.

- **Session Law 2023-107 (HB 219)**

- Section 1.(b) The Review Board shall not consider any alleged impact on the local school administrative unit or units in the area served by a charter school when deciding whether to grant, renew, amend, or terminate a charter."

Statutes, Rules and SBE Policies

- **G.S. 115C-218.2**
- **§ 115C-218.2. Opportunity to correct applications; opportunity to address Advisory Review Board.**
- (a) The State Board of Education and the ~~Advisory~~ Review Board shall provide timely notification to an applicant of any format issues or incomplete information in the initial application and provide the applicant at least five business days to correct those issues in the initial application. If the applicant submits the corrections within the five business days, equal consideration shall be given to that application.
- (b) Before taking action regarding a charter school or charter school applicant, including recommendations on preliminary or final approval of charter applications, renewals of charters, nonrenewal of charters, and revocations of charters, the ~~Advisory~~ Review Board or a committee of the Advisory Review Board shall provide an opportunity for the applicant or charter board member to address the Advisory Review Board or its committee, if present, at a meeting."

Statutes, Rules & SBE Policies

- "§ 115C-218.3. Fast-track replication of high-quality charter schools.
- 16 NCAC 06G .0508 (Rule)
- Charter Schools Application and Review Process
- 16 NCAC 06G .0509 (Update TBD)
 - Planning Year for New Preliminary Charter Schools
 - Acceleration Applicants

Acceleration

16 NCAC 06G .0509 PLANNING YEAR FOR NEW PRELIMINARY CHARTER SCHOOLS

(b) The State Board of Education may accelerate the mandatory planning year for a charter applicant that meets the following requirements:

- (1) agrees to participate in the planning year while the charter application is being reviewed without any guarantee of charter award; and
- (2) demonstrates that there is a facility identified by the applicant that is feasible for opening on an accelerated schedule.

(c) Once evidence for the requirements has been verified, the State Board will also consider the presence or absence of the following factors in making its determination:

1. Unique mission and educational program.
2. Local, state, and national nonprofit partnerships committed to assisting the school.
3. Potential for economic and educational development of the region.
4. Mentoring by a successful organization that has experience in creating public schools.
5. Obstacles to educational reform efforts that leave chartering as an available option.
6. Commitment to work with a successful charter school board as a guiding mentor.
7. The length of time the nonprofit corporation has existed.
8. Whether the proposed board has previously or currently operates a successful public charter school.

(d) An applicant requesting acceleration shall submit the request to the State Board of Education prior to the application due date for consideration.

Duties of OCS and CSRFB

Office of Charter Schools Responsibilities

- Collect Application & Fees
- Notify Applicants of Status & Next Steps
- Provide evaluators training on review specifics
- Begin application evaluation w/ external evaluators
- Provide CSRFB an application review schedule
- Release evaluated applications to CSRFB committee members prior to Round #1 interviews
- Provide a general overview of each application prior to interview
- Document each stage using evaluation rubric
- Notify applicants at each stage of the process

Charter School Review Board Responsibilities

- Provide an interview opportunity for each applicant with a complete application & submitted application fee
- Conduct Round #1 Interview (60 minutes)
- Make 1 of 3 Votes
 - Review Board Approval
 - Review Board Denial
 - CSRFB Round #2 interview

Application Summary Feedback

- OCS assigns each application 3 evaluators
 - 2 external/1 OCS evaluator
- NCDPI Exceptional Children evaluation
- NCDPI Multilingual Learner evaluation

Application Summary Feedback

- Summary feedback is compiled and distributed to applicant boards ahead of capacity interview.
- Each section is rated, commentary provided with observed strengths/weaknesses.
- Highlight areas that require clarification and any outstanding questions.
- Highlight areas that may have the appearance of conflict of interest.

Round One Interviews

Procedure	Time
OCS Introduction	5 minutes
Applicant Board Intro/Opening Statement	10 minutes
Full CSRB Discussion/Questions	25 minutes
Applicant Closing Statement	10 minutes
Full CSRB deliberates, motions and vote	10 minutes

Round Two Interviews

- If second round is granted, applicants can only submit items specifically requested by a CSRB member
- Committee Lead is responsible for generating and/or collecting 2nd round questions from fellow committee members
- OCS will provide the line of questioning to the respective applicant boards
- Applicants have 10 calendar days to provide requested documentation

2023 CSRB

Committee Assignments

Performance

Rita Haire (Committee Chair)

Alex Quigley

Hilda Parlér

Dave Machado

Bartley Danielsen

Bruce Friend

Policy

John Eldridge (Committee Chair)

Stephen Gay

Todd Godbey

Eric Sanchez

Shelly Shope

FLOATER (CSRB Chair)

Round Two: Abbreviated Parameters

- Opening statement by applicant – 5 minutes
- CSRB Q&A – 25 minutes
- Closing statement by applicant – 5 minutes
- Deliberation/Vote – 10 minutes



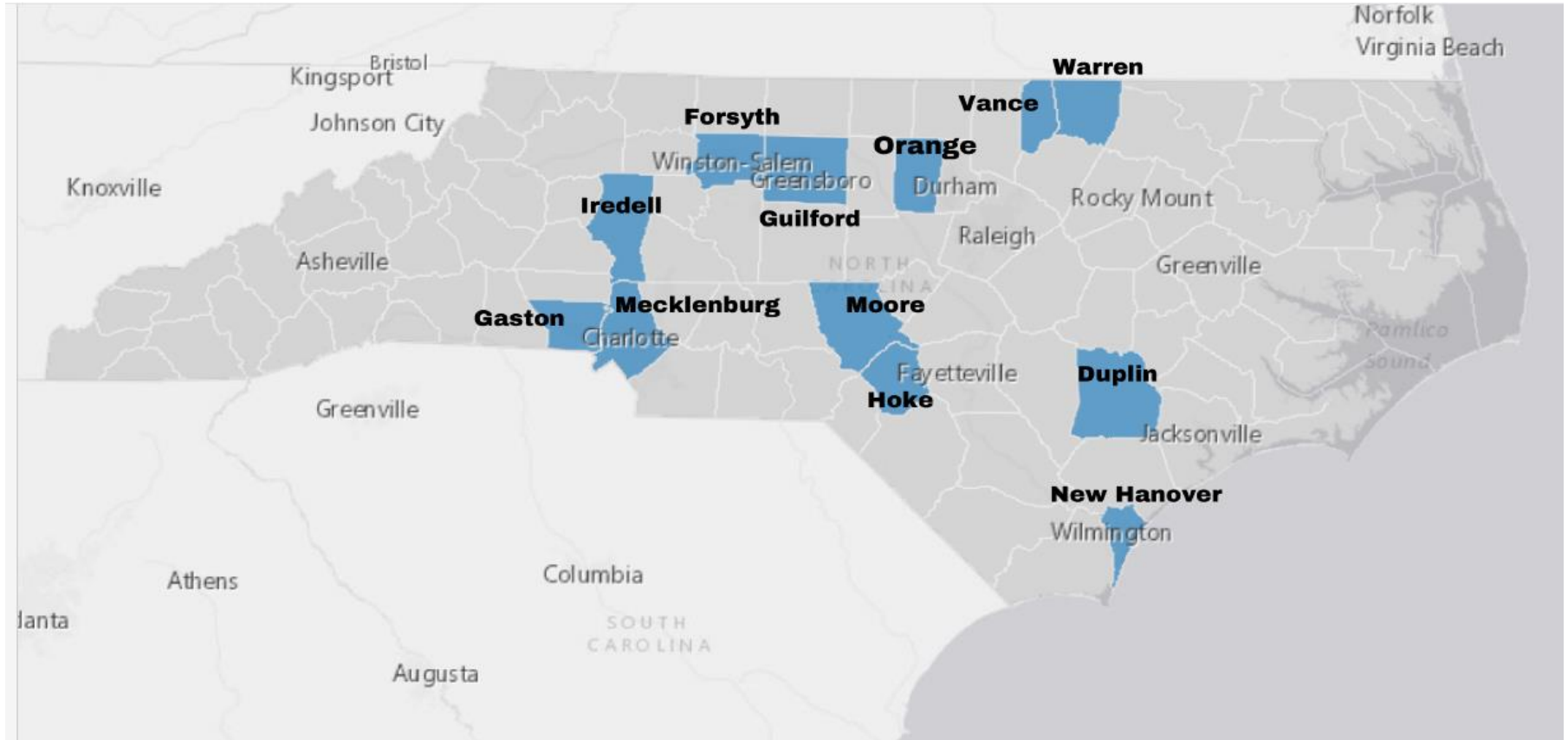
2023 Charter Applications

2023 Applications

County Distribution

<ol style="list-style-type: none">1. Duplin – 12. Forsyth – 13. Gaston – 14. Guilford – 35. Hoke – 16. Iredell/Statesville – 17. Mecklenburg – 28. Moore – 19. New Hanover – 110. Orange – 1	<ol style="list-style-type: none">11. Vance – 112. Warren – 1
---------------------------------------------------------------------------------------------------------------------------------------------------------------------------------------------------------------------------------------------------------------------------------------------	--------------------------------------------------------------------------------------

2023 County Distribution



Warren Young Explorers School

Proposed School Name	Warren Young Explorers School
Proposed County	Warren
Mission	Warren YES creates a child-focused, place-based learning environment that motivates students to be purposeful, creative, ethical and compassionate leaders, while building a healthy future for themselves, their community, and the planet.
Proposed Grade Levels/Enrollment	Year 1: K-4; 96 students Year 2: K-5; 258 students Year 3: K-6; 340 students Year 4: K-7; 406 students Year 5: K-8; 473 students At Capacity: K-8; 576 students
Food Service	Yes; NSLP; will pursue CEP when eligible
Transportation	Yes; 2 passenger vans and/or used bus
Weighted Lottery	Yes
Facility	Yes; Former HS in Norlina, NC in 27563 zip code
LEA Impact	N/A
Repeat Applicant	No
Assistance Provided/Partnering with EMO or CMO?	Yes; Application assistance by consultancy (Leaders Building Leaders); No EMO/CMO partnership
Completeness	Complete

Warren Young Explorers School

LEA Demographic Comparison

Comparison County

Select County or Counties
Warren County

Application Projections

Enter as percentage (0-##)

ETHNICITY/RACE

- American Ind or AK Native
10%
- Asian
1%
- Black or African American
50%
- Hispanic
7%
- Native HI or Pacific Islander
0%
- Two or More Races
6%
- White
25%

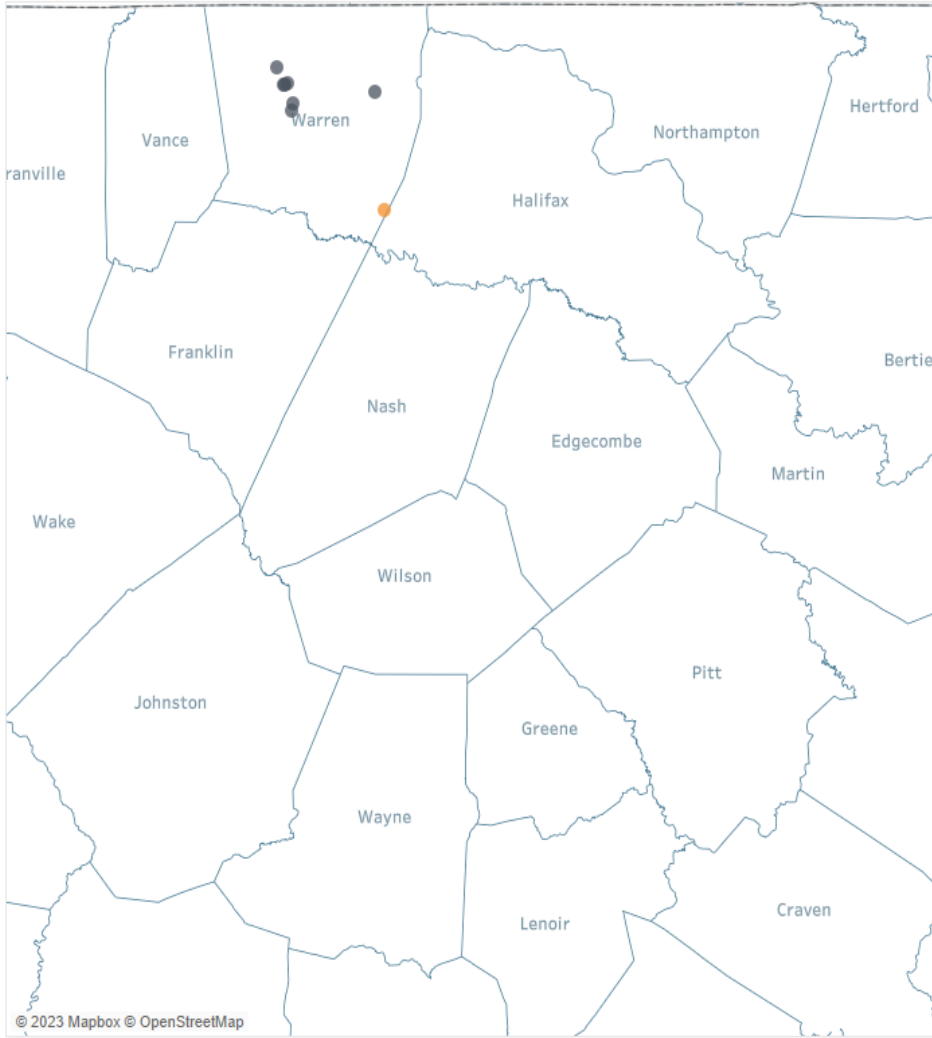
EDS SUBGROUPS

- Economically Disadvantaged
28%
- Students with Disabilities
18%
- English Learners
7%
- Homeless
2%

School Type Legend

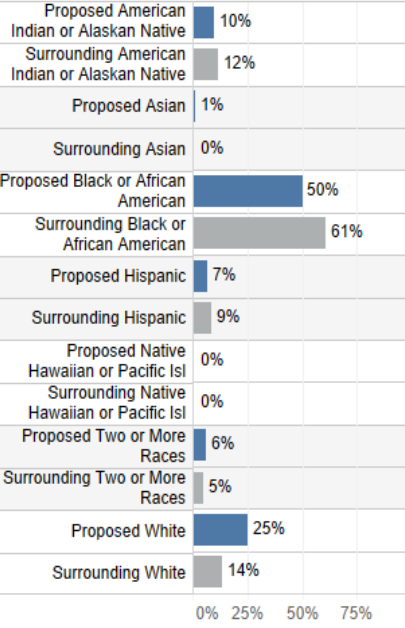
- Charter
- Traditional

Charter and Traditional Public Schools in Warren County

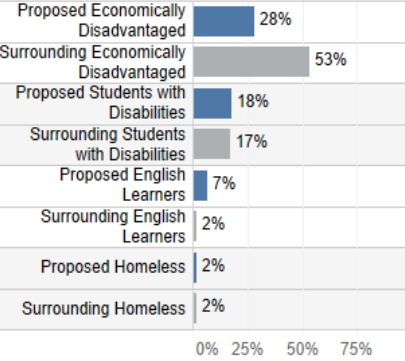


*Schools are plotted using 2020-21 data from the National Center for Education Statistics. Schools that opened after the 2020-21 school year are not included in the map.

Projected Racial Comparisons



Projected Subgroup Comparisons



Carolina Achieve

Proposed School Name	Carolina Achieve
Proposed County	Orange
Mission	Carolina Achieve prepares K - 8th-grade students to achieve their scholastic, personal, and professional goals through a learner-centered educational program focusing on a strong academic foundation, Habits of Success (entrepreneurial skills), well-being, and a Home-School partnership.
Proposed Grade Levels/Enrollment	Year 1: K-5; 400 students Year 2: K-6; 500 students Year 3: K-7; 600 students Year 4: K-8; 700 students Year 5: K-8; 800 students At Capacity: K-8; 900 students
Food Service	NSLP participation; estimates ~20% FRL students
Transportation	Yes; purchase three buses; cluster stops
Weighted Lottery	Yes
Facility	No; 27278 zip code
LEA Impact	N/A
Repeat Applicant	No
Assistance Provided/Partnering with EMO or CMO?	Yes; Application assistance provided by Leaders Building Leaders/ No; CMO partnering
Completeness	Complete

Carolina Achieve

LEA Demographic Comparison

Comparison County

Select County or Counties
Orange County

Application Projections

Enter as percentage (0.##)

ETHNICITY/RACE

- American Ind or AK Native
0%
- Asian
3%
- Black or African American
30%
- Hispanic
17%
- Native HI or Pacific Islander
0%
- Two or More Races
3%
- White
47%

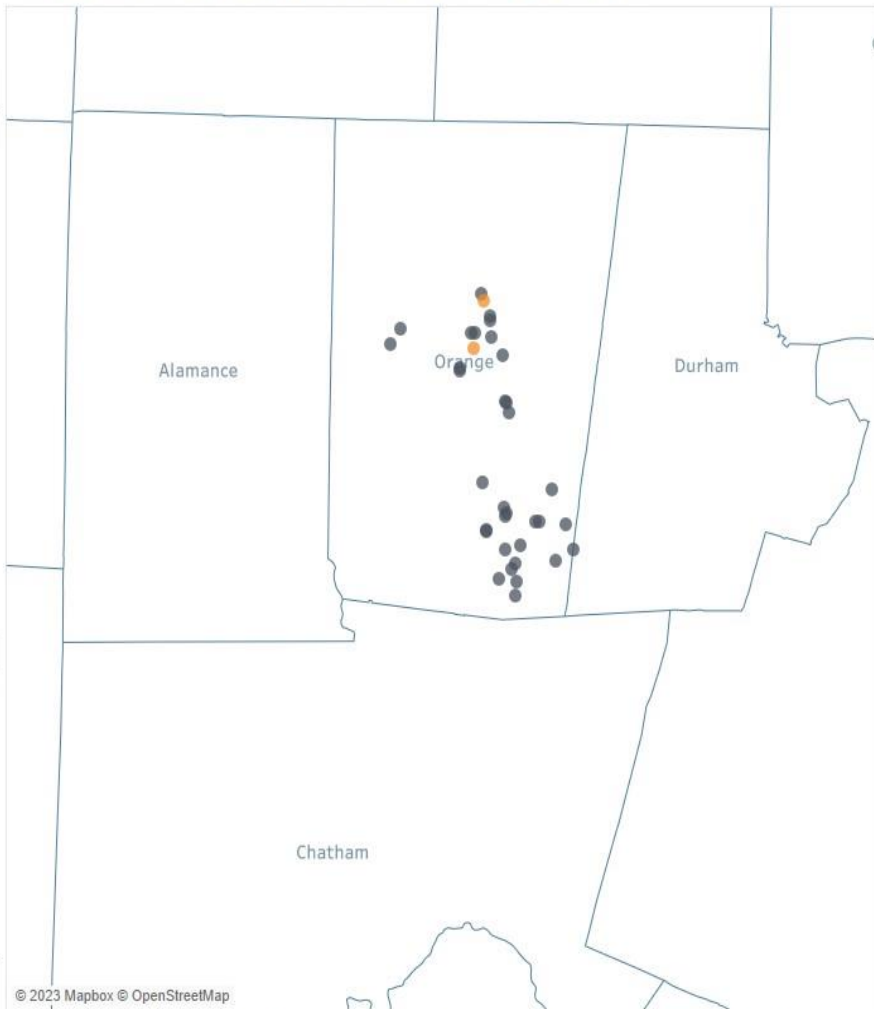
EDS SUBGROUPS

- Economically Disadvantaged
13%
- Students with Disabilities
10%
- English Learners
6%
- Homeless
1%

School Type Legend

- Charter
- Traditional

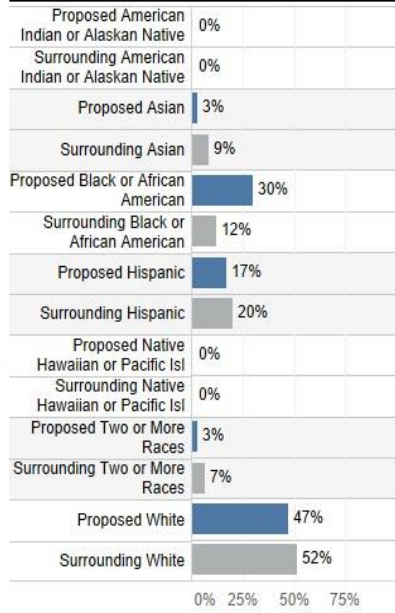
Charter and Traditional Public Schools in Orange County



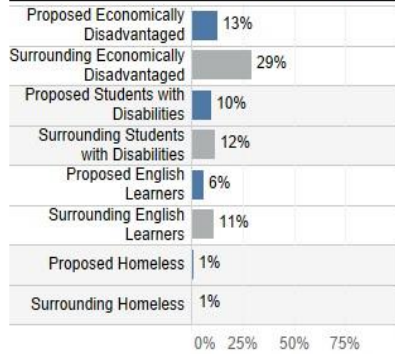
© 2023 Mapbox © OpenStreetMap

*Schools are plotted using 2020-21 data from the National Center for Education Statistics. Schools that opened after the 2020-21 school year are not included in the map.

Projected Racial Comparisons



Projected Subgroup Comparisons



Liberty Charter Academy

Proposed School Name	Liberty Charter Academy
Proposed County	Guilford
Mission	Liberty Charter Academy will develop responsible and active citizens through a foundation of a challenging, classical academic program, character education, student responsibility, and strong parental partnerships.
Proposed Grade Levels/Enrollment	Year 1: K-9; 645 students Year 2: K-10; 896 students Year 3: K-11; 1102 students Year 4: K-12; 1227 students Year 5: K-12; 1227 students At Capacity: Year 4
Food Service	Yes; non-NSLP; line item for up to 40% FRL
Transportation	Yes; local service provider; three buses w/ community stops
Weighted Lottery	Yes
Facility	No; 27265, 27262, 27260, or 27282 zip codes
LEA Impact	N/A
Repeat Applicant	Yes
Assistance Provided/Partnering with EMO or CMO?	Yes/Yes; Application assistance provided by EMO (American Traditional Academies)
Completeness	Complete

Liberty Charter Academy

LEA Demographic Comparison

Comparison County
 Select County or Counties
 Guilford County

Application Projections
 Enter as percentage (0,##)

ETHNICITY/RACE

American Ind or AK Native
0%

Asian
7%

Black or African American
35%

Hispanic
10%

Native HI or Pacific Islander
0%

Two or More Races
3%

White
51%

EDS SUBGROUPS

Economically Disadvantaged
40%

Students with Disabilities
12%

English Learners
2%

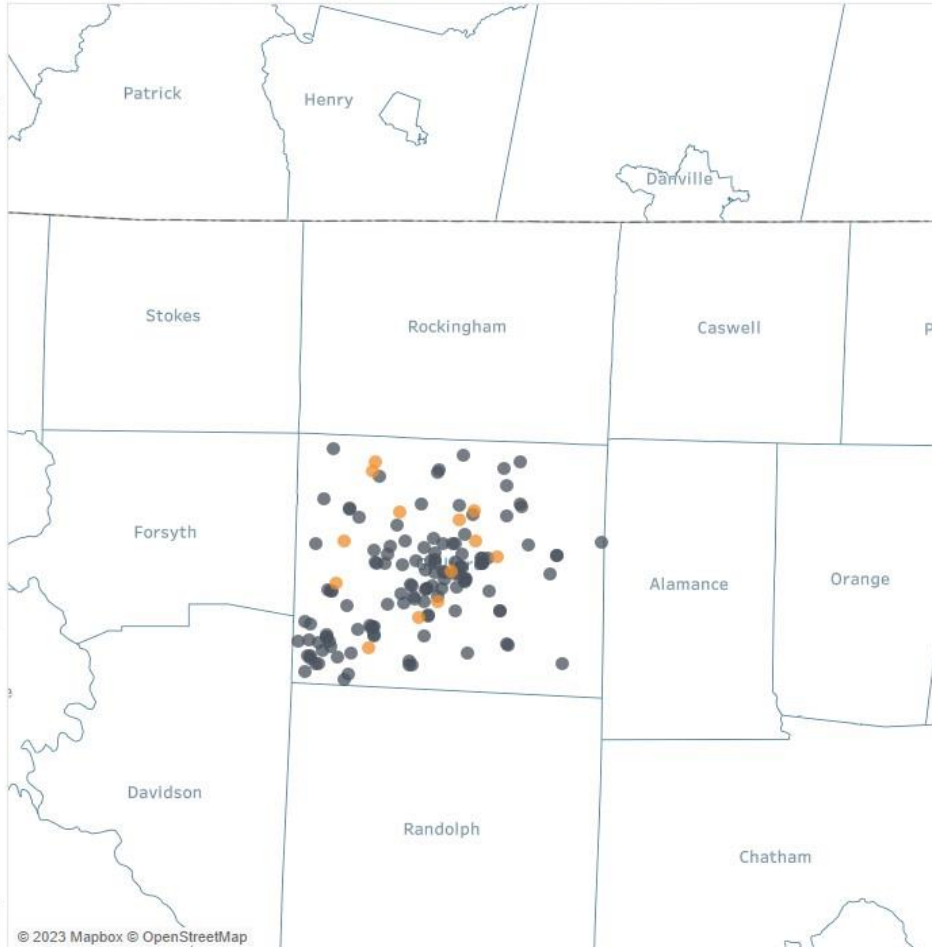
Homeless
1%

School Type Legend

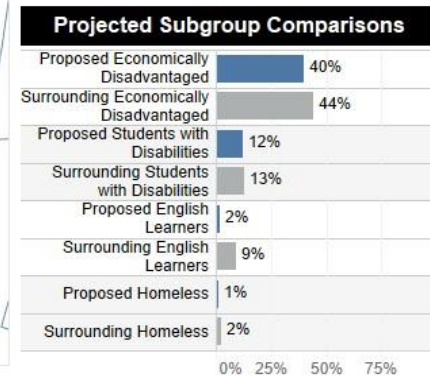
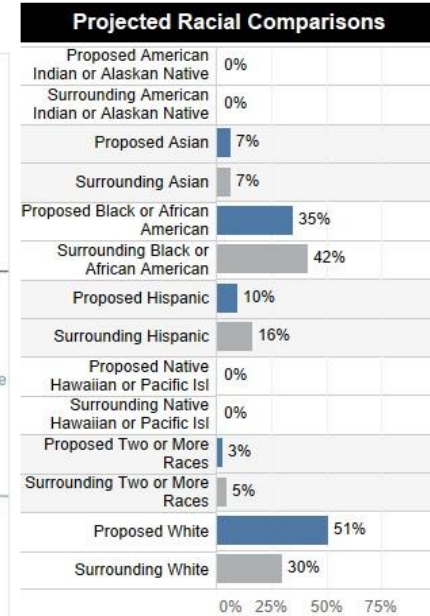
Charter

Traditional

Charter and Traditional Public Schools in Guilford County



*Schools are plotted using 2020-21 data from the National Center for Education Statistics. Schools that opened after the 2020-21 school year are not included in the map.



Highlands Charter Academy

Proposed School Name	Highlands Charter Academy
Proposed County	Moore
Mission	HCA will cultivate lifelong intellectual curiosity in its students through a traditional, content-rich classical education that emphasizes virtuous living, moral character, and civic responsibility, equipping students to live well-ordered lives.
Proposed Grade Levels/Enrollment	Year 1: K-2; 112 students Year 2: K-3; 212 students Year 3: K-4; 334 students Year 4: K-5; 450 students Year 5: K-6; 646 students At Capacity: K-12 (~Year 2035)
Food Service	Yes; SBP/NSLP
Transportation	Yes; carpool software; passenger van service based on survey of need (SES)
Weighted Lottery	No
Facility	No; 28327
LEA Impact	N/A
Repeat Applicant	No
Assistance Provided/Partnering with EMO or CMO?	No/No
Completeness	Complete

Highlands Charter Academy

Comparison County

Select County or Counties
Moore County

Application Projections

Enter as percentage (0-##)

ETHNICITY/RACE

American Ind or AK Native
1%

Asian
1%

Black or African American
13%

Hispanic
20%

Native HI or Pacific Islander
0%

Two or More Races
2%

White
64%

EDS SUBGROUPS

Economically Disadvantaged
49%

Students with Disabilities
2%

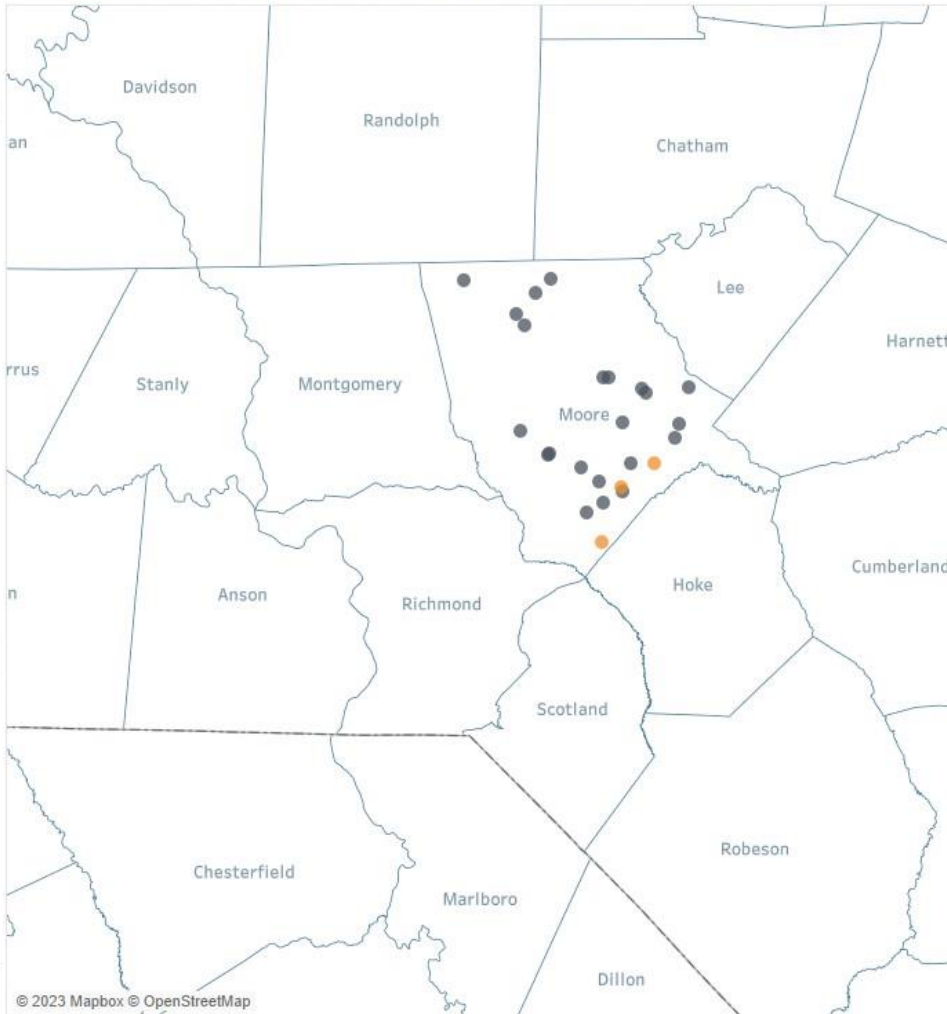
English Learners
7%

Homeless
0%

School Type Legend

Charter
Traditional

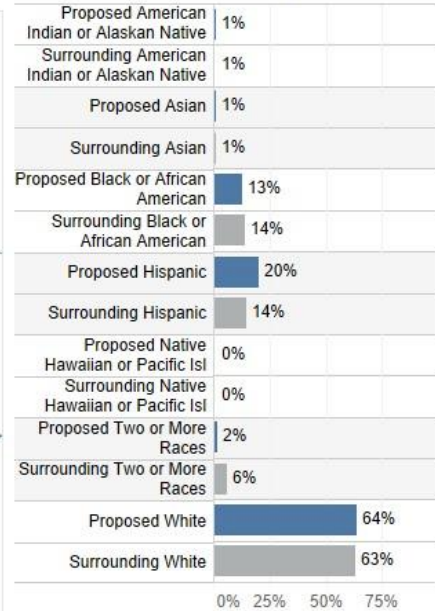
Charter and Traditional Public Schools in Moore County



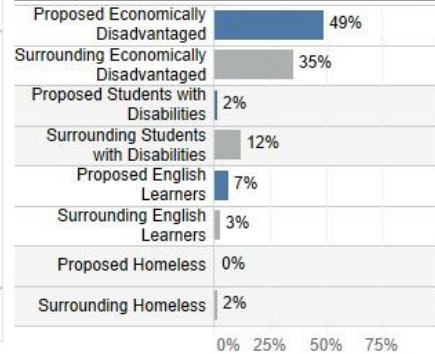
© 2023 Mapbox © OpenStreetMap

*Schools are plotted using 2020-21 data from the National Center for Education Statistics. Schools that opened after the 2020-21 school year are not included in the map.

Projected Racial Comparisons



Projected Subgroup Comparisons



Triad International Studies Academy

Proposed School Name	Triad International Studies Academy
Proposed County	Guilford
Mission	The mission of Triad International Studies Academy is to educate its students to think and behave as global citizens with multilingual proficiency, intercultural competence, strong academics, and leadership skills.
Proposed Grade Levels/Enrollment	Year 1: K-2; 144 students Year 2: K-3; 192 students Year 3: K-4; 264 students Year 4: K-5; 336 students Year 5: K-6; 432 students At Capacity: 936 students
Food Service	Yes; NSLP
Transportation	Yes; carpool coordination; bus purchase or private transportation contract
Weighted Lottery	No
Facility	No; zip code unknown
LEA Impact	N/A
Repeat Applicant	No
Assistance Provided/Partnering with EMO or CMO?	No/No
Completeness	Complete

Triad International Studies Academy

Comparison County

Select County or Counties
Guilford County

Application Projections

Enter as percentage (0.##)

ETHNICITY/RACE

American Ind or AK Native
1%

Asian
4%

Black or African American
42%

Hispanic
25%

Native HI or Pacific Islander
1%

Two or More Races
7%

White
21%

EDS SUBGROUPS

Economically Disadvantaged
50%

Students with Disabilities
8%

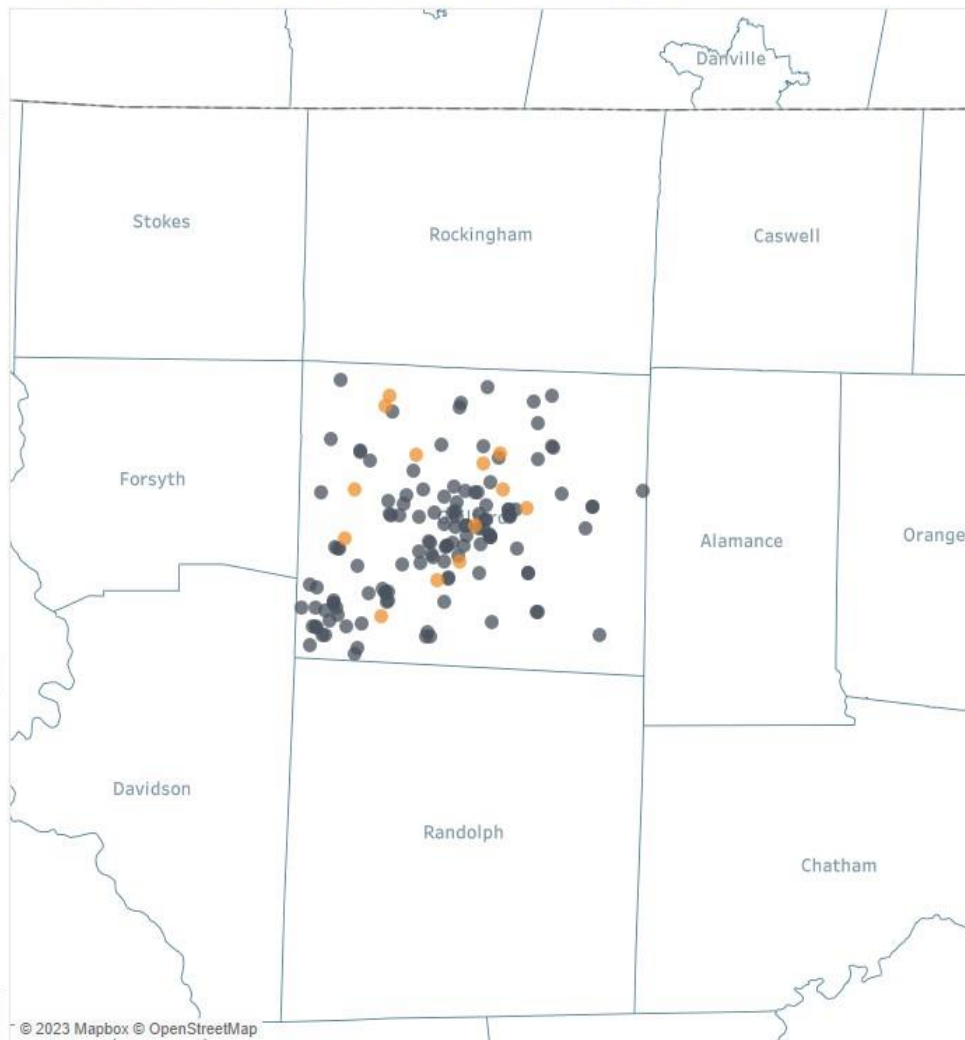
English Learners
25%

Homeless
2%

School Type Legend

- Charter
- Traditional

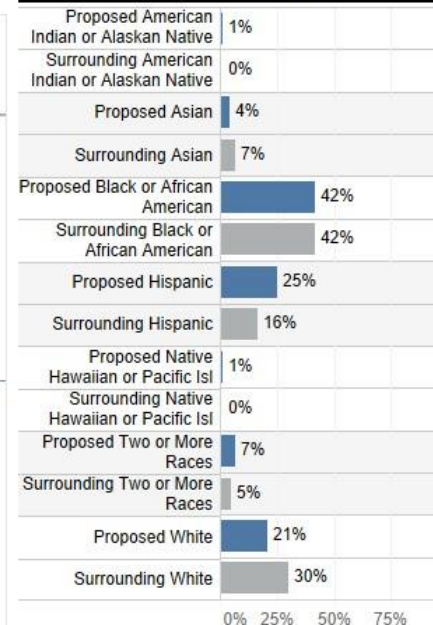
Charter and Traditional Public Schools in Guilford County



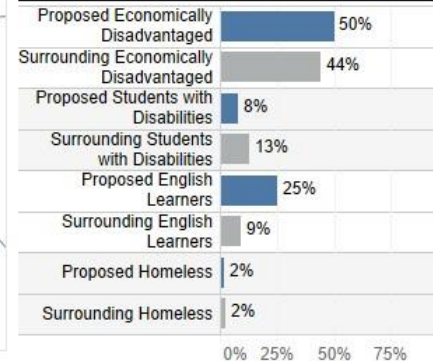
© 2023 Mapbox © OpenStreetMap

*Schools are plotted using 2020-21 data from the National Center for Education Statistics. Schools that opened after the 2020-21 school year are not included in the map.

Projected Racial Comparisons



Projected Subgroup Comparisons



October 2023: Round One Interviews

Performance Committee

- Infinity STEAM Academy
- Sledge Institute

Policy Committee

- Crossnore Community Charter
- Myrtis Simpson Walker Academy for Boys
- Duplin Stem Academy

Questions/Closing Remarks

Melanie Rackley

Melanie.Rackley@dpi.nc.gov

[Phone - \(984\)236-2712](tel:(984)236-2712)