



Public Schools of North Carolina
State Board of Education
Department of Public Instruction



One District's Journey

Lucy Edwards - Board Chair



Theresa Cade - Board Vice Chair



Dr. Rosa S. Atkins,
Superintendent

NCS Board of Education

Changing the Lives of Children

Tony A. Burnette



Dr. Marjorie Edwards



Barbara A. Stephenson



Rhonda Taylor



Clinton Williams





Regional Support Team



A collage of 12 individual portraits of team members arranged around a central circular diagram. The diagram is composed of five interlocking puzzle pieces: a blue piece at the top labeled "Teaching & Learning Shifts" with a classroom icon; a purple piece on the right labeled "Culture Shifts" with a globe icon; an orange piece at the bottom labeled "Leader Shifts" with a person holding a flag icon; a green piece on the left labeled "Talent Development Shifts" with a gear and person icon; and a central white circle labeled "Student Achievement" with a person icon. The background is a light green and white wavy pattern.



NCS CARES Team

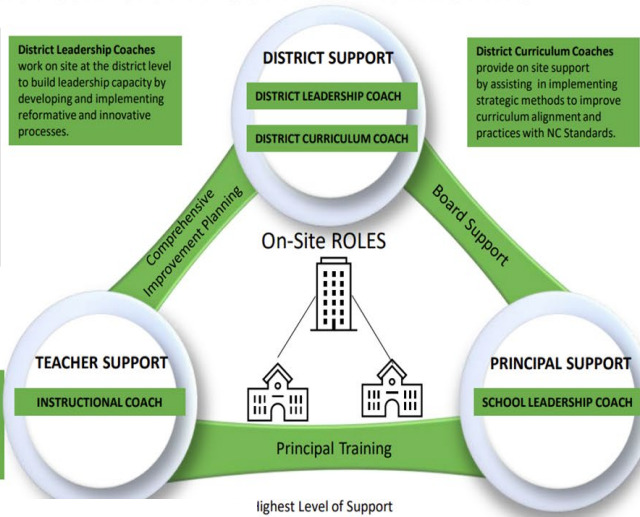


DISTRICT & REGIONAL SUPPORT DISTRICT MODEL



District Leadership Coaches work on site at the district level to build leadership capacity by developing and implementing reformative and innovative processes.

District Curriculum Coaches provide on site support by assisting in implementing strategic methods to improve curriculum alignment and practices with NC Standards.



Instructional Coaches will provide high leverage targeted on school site instructional support to identified low-performing districts/schools.

School Leadership Coaches work at the school site to build the capacity of the principal and school leadership team with an emphasis on instructional leadership and school improvement planning.



Changing the Lives of Children



School Teams



PK-3



4-8



PK-8



9-12



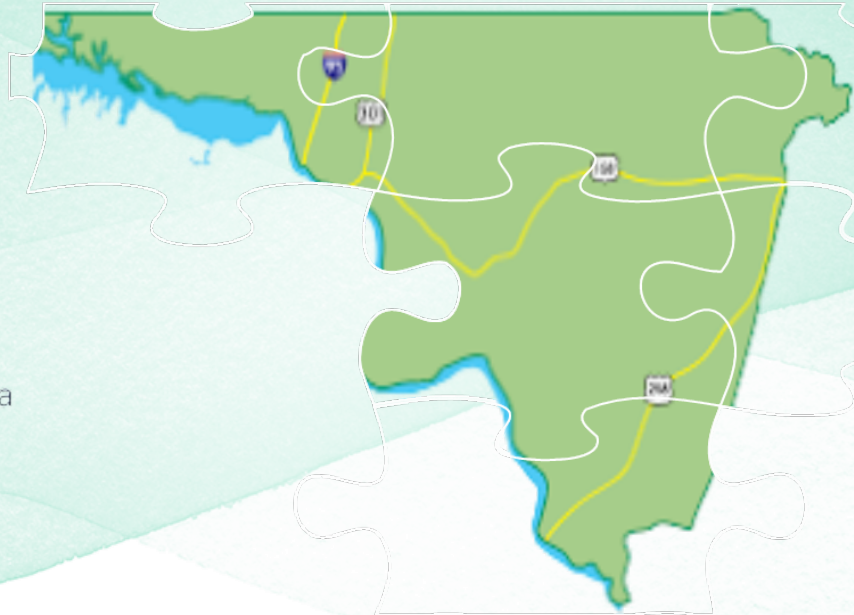
9-13

Changing the Lives of Children

Putting It All Together



Public Schools of North Carolina
State Board of Education
Department of Public Instruction



Changing the Lives of Children

Putting It All Together



The Challenge

Prior to 2021

- NCS in Low Performing District Status since the 2015-2016 SY
- NE RST Team providing support to NCS
- Factors present impeding progress of the district

January 2021-June 2021

- Factors continue to impede progress
- NCS Board and NCSBE enter into a MOU for a CARES assistance team
- The CARES team is in place with a DLC, DCC, and SLC

Recognize the Problem

Define

- Persistently low performing schools and school district
- Consistent Financial Audit weaknesses

Identify

- Disconnect of local operations with state requirements
- Lack of policies, procedures, and systematic structures
- Low sense of urgency and reluctance to seek assistance

Intervene

- Strong desire from internal and external stakeholders to bring about change
- G.S. 115C-105.39(c) governance structure changed
- DSTR-041 SBOE Appointed an Interim Superintendent

Putting It All Together



Discovery

December 2021-October 2022

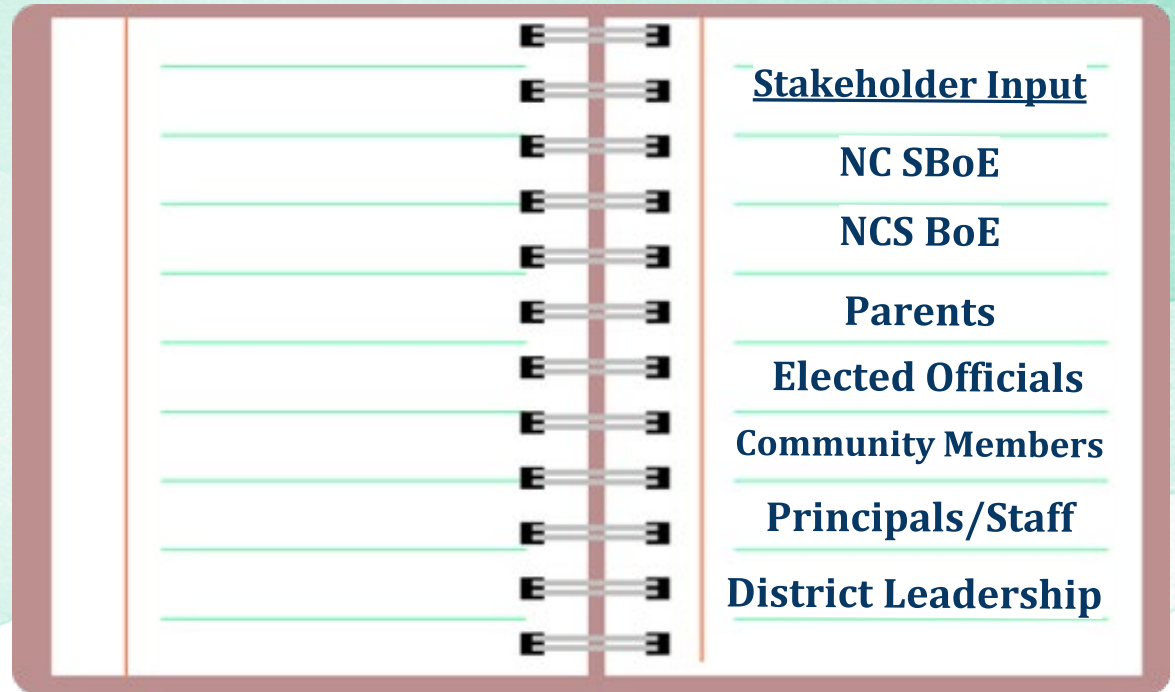
- Interim Superintendent - Dr. Del Burns

October 2022- present

- Interim Superintendent Dr. Rosa Atkins

Data Collection and Analysis

Discovery



	<u>Stakeholder Input</u>
	NC SBoE
	NCS BoE
	Parents
	Elected Officials
	Community Members
	Principals/Staff
	District Leadership

Putting It All Together




The Plan

Governance Structure

North Carolina
State Board of Education

Northampton
County Interim
Superintendent

Northampton
County Board
of Education



The Plan

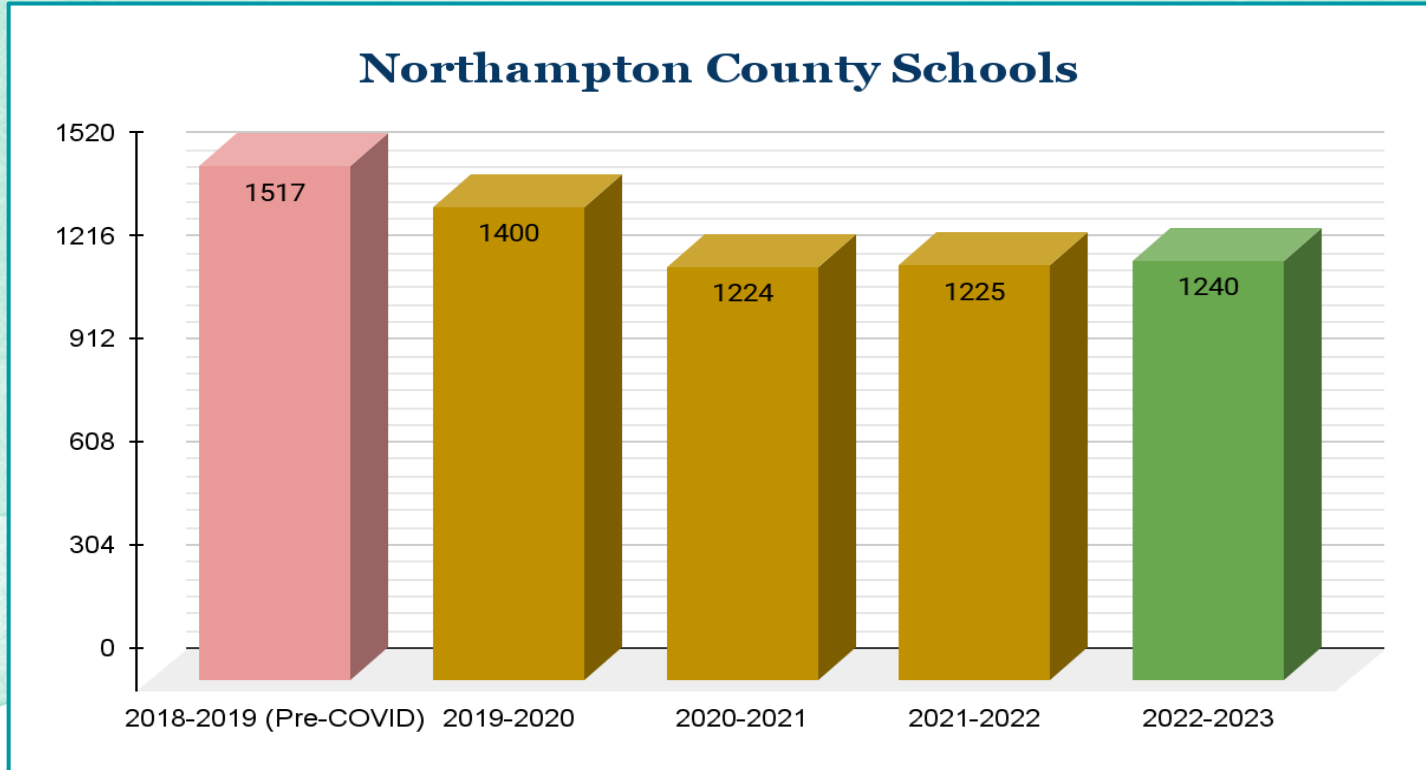
Meeting Schedule

- Monthly meetings with SBoE Committee and Interim Superintendent
- Review of personnel information and updates from the district

Putting It All Together



Average Daily Membership





School Level Data



School Performance Grade

	2013-2014	2014-2015	2015-2016	2016-2017	2017-2018	2021-2022	2022-2023
Central Elementary	49 (F)	36 (F)	48 (D)	59 (C)	49 (D)	41 (D)	43 (D)
Gaston STEM Leadership Academy	39 (F)	39 (F)	39 (F)	37 (F)	39 (F)	39 (F)	53 (D)
Conway Middle School	33 (F)	32 (F)	35 (F)	45 (D)	40 (D)	50 (D)	46 (D)
Northampton County High School	60 (C)	48 (D)	52 (D)	47 (D)	47 (D)	41 (D)	42 (D)
Northampton County Early College				76 (B)	64 (C)	78 (B)	74 (B)

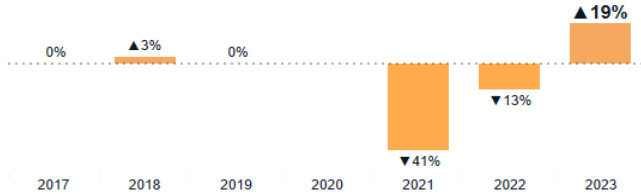
Growth Performance

	2013-2014	2014-2015	2015-2016	2016-2017	2017-18	2018-2019	2021-2022	2022-2023
Central Elementary	82 MET	76.1 MET	86.1 Exceed	88.8 Exceed	81.9 MET	86.6 Exceed	80.00 MET	75.7 MET
Gaston STEM Leadership Academy	69 Not Met	77.2 MET	74.2 MET	74.4 MET	73 MET	83.9 Met	79.1 MET	87.3 Exceed
Conway Middle School	50 Not Met	58 Not Met	57.5 Not Met	86.8 Exceed	70.1 MET	59.9 Not Met	87.3 Exceed	83.7 MET
Northampton County High School	80.6 MET	54.4 Not Met	58.9 Not Met	67.1 Not Met	59.6 Not Met	56.3 Not Met	63.4 Not Met	72.7 MET
Northampton County Early College				87.0 Exceed	83.3 MET	83.4 MET	84.3 MET	90.3 Exceed

Changing the Lives of Children

19% Percentage change in GLP from 2017 to 2023

TREND | percentage change in proficiency from first year



EVERY SCHOOL

In

Northampton County Schools

MET or EXCEED GROWTH

Northampton County Schools Changing the Lives of Students “Better Together”



90%
of teachers in
MET or Exceeded
Growth

English Learners
data has increased
by over
50%

29

Students Graduated With
Certifications
from Community College




SCIENCE
Proficiency in
Grades 5 & 8
68%

EXCEEDED GROWTH



36 Workkeys Credentials



Putting It All Together

The
Challenge

Discovery

The Plan

Results



Recommendations



Public Schools of North Carolina
State Board of Education
Department of Public Instruction



Changing the Lives of Children