

# 2023-24 Beginning of Year Early Grade Reading Proficiency

*Dr. Michael Maher*

Deputy State Superintendent Standards, Accountability and Research

*Amy Rhyne, Ed.S*

Director, Office of Early Learning



# NC LETRS Professional Development Completion Update

Cohort 2	Districts (29)
PD Complete	23
December	2
January	3
April	1

*Cohort 3 Completion (February-June)*

# Amplify - DIBELS 8

- NC Statewide Formative Diagnostic Reading Screener administered to all eligible NC K-3 students
- Subcomponents aligned to SoR (short, timed measures)
- Face to Face administration
- Three benchmarks

\*Data should be used to adjust and differentiate instructional support for **ALL** students in a timely manner

\*Enhance learning or support gaps

\*Gap areas are indicators of potential risks  
(follow up support or interventions)

\*Progress monitoring between benchmarks



# 2023-24 Beginning of Year Amplify Data

- Nation vs. NC BOY Trends
  - Grade Level
  - Demographics
- NC BOY Trends
  - Annual Overall
  - Annual Grade Level
  - Reading Retained
  - Oral Reading Fluency (ORF)



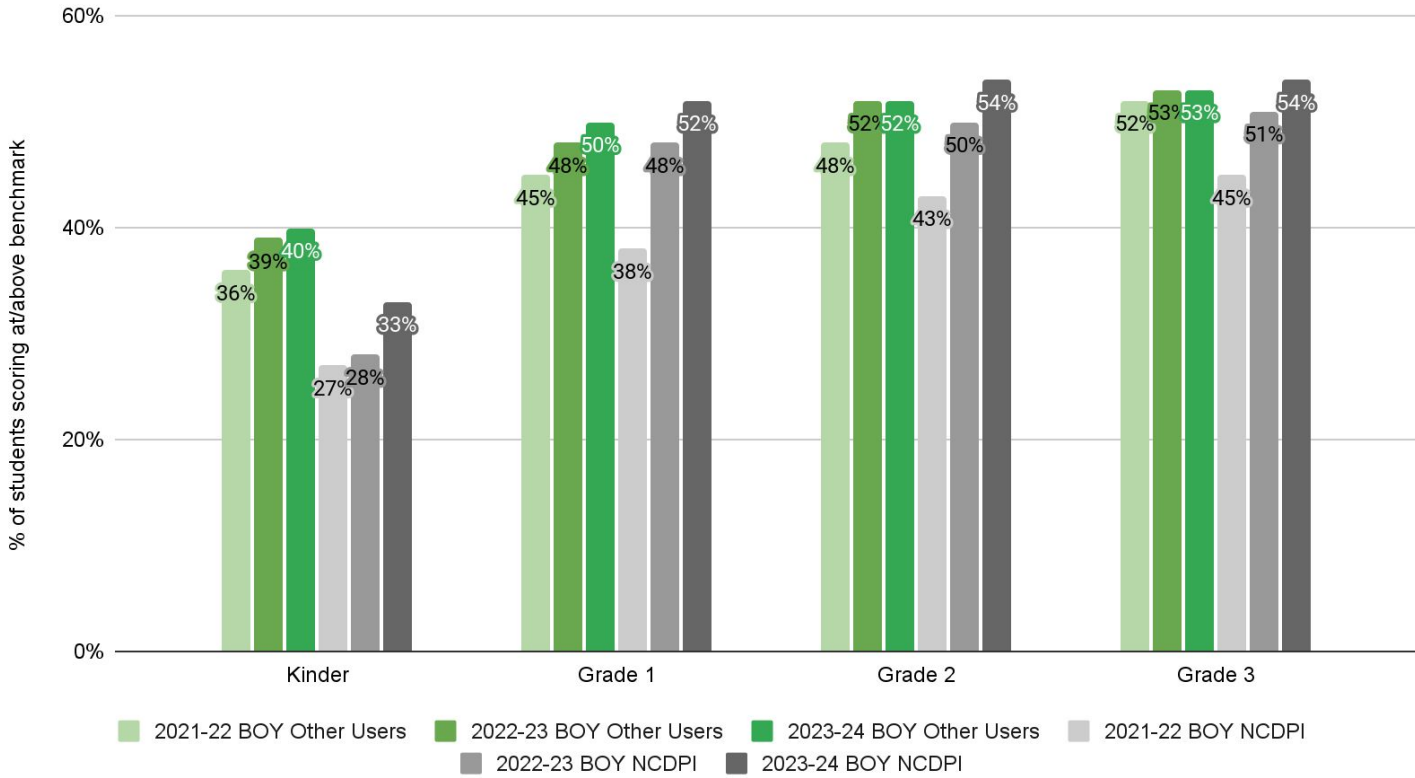
# NC Statewide Formative Diagnostic Reading Assessment

DIBELS 8 data includes:

434,200 K-3 students  
96% completion

# National vs. NC Trends at Beginning of Year

% of Students On Track (Ready for Core Instruction)



*Amplify National data includes:*

- 50 states
- 1.6 million students

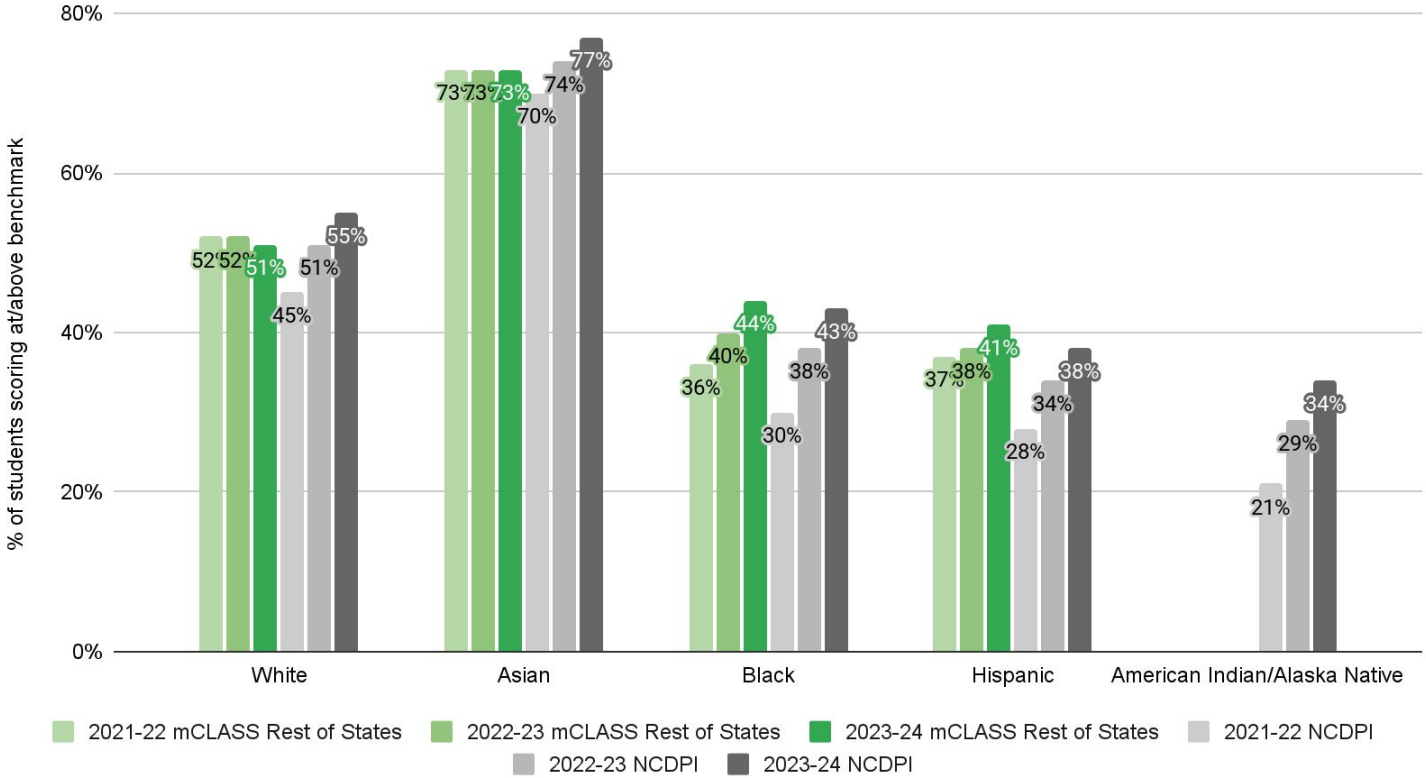
# National vs. NC Trends at Beginning of Year

<b>NC</b>	21-22 to 22-23	22-23 to 23-24	<b>21-22 to 23-24</b>
K	1%	5%	<b>6%</b>
1	10%	4%	<b>14%</b>
2	7%	4%	<b>11%</b>
3	6%	3%	<b>9%</b>

<b>Nation</b>	21-22 to 22-23	22-23 to 23-24	<b>21-22 to 23-24</b>
K	3%	1%	<b>4%</b>
1	3%	2%	<b>5%</b>
2	4%	0%	<b>4%</b>
3	1%	0%	<b>1%</b>

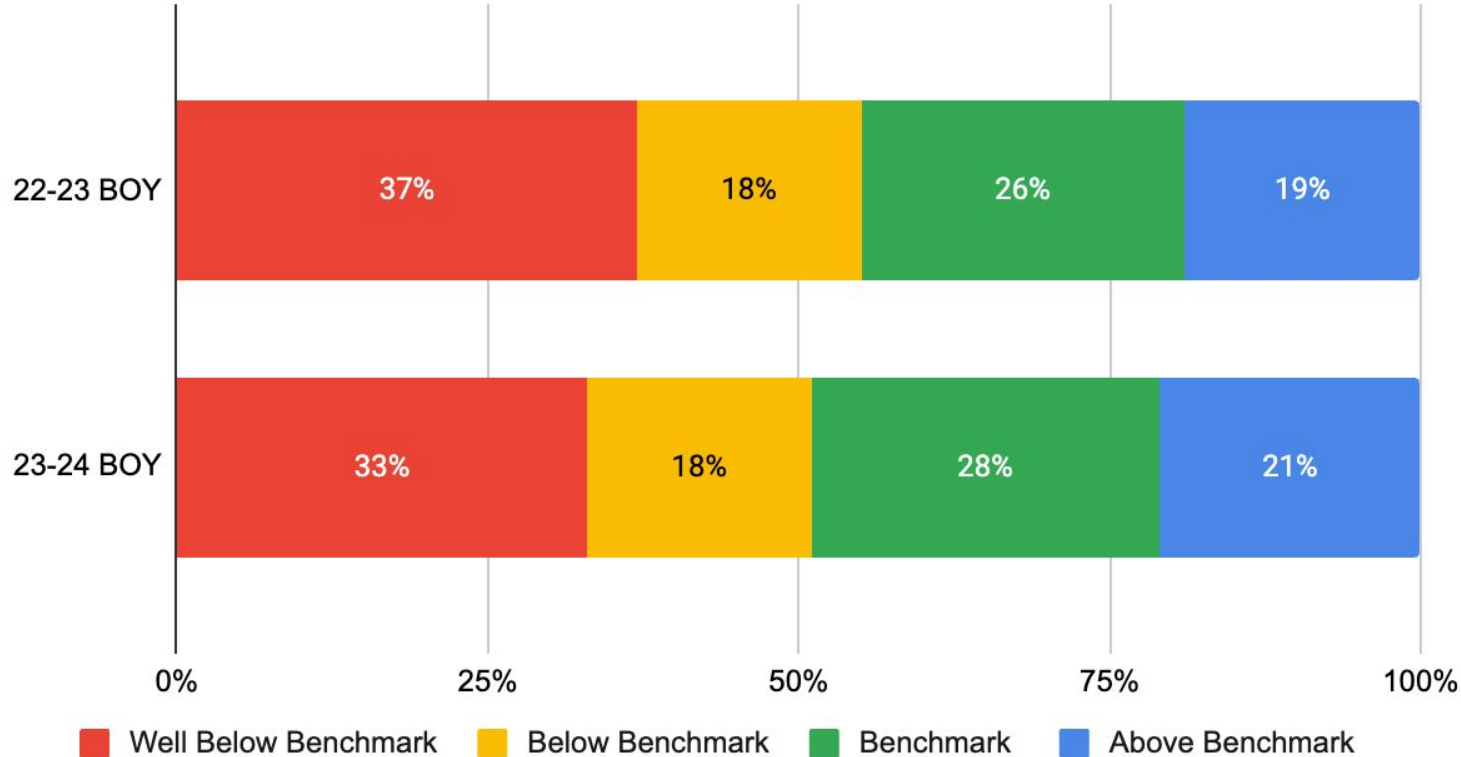
# Demographic Trends at Beginning of Year

% of Students On Track BOY (Ready for Core Instruction)



# NCDPI BOY 22-23 and 23-24

## NCDPI K-3 BOY DIBELS 8 Composite Score 22-23 and 23-24

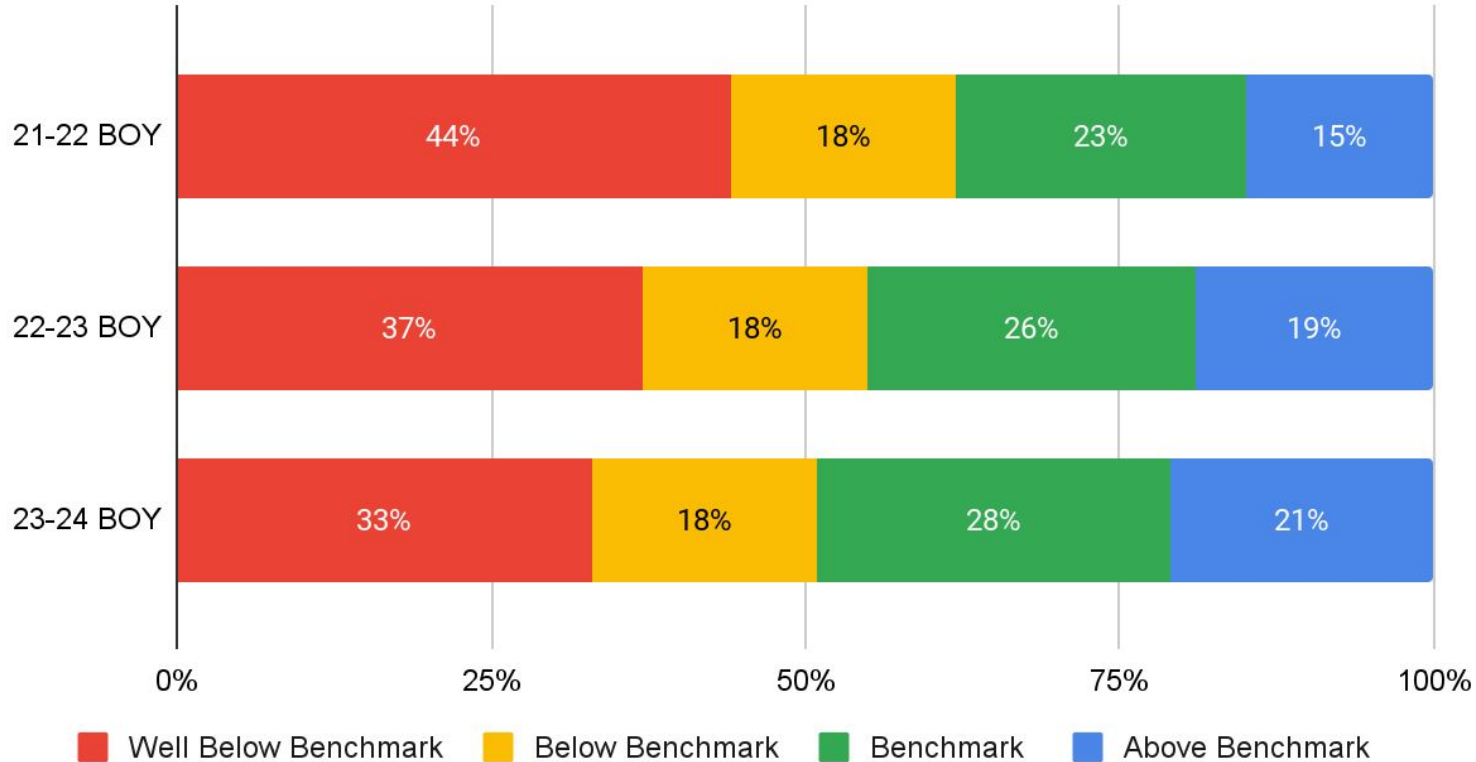


**17,585**  
**fewer**  
students  
are below  
benchmark  
this year!

**19,150**  
**more**  
students  
are at and  
above  
benchmark  
this year!

# NCDPI BOY 21-22, 22-23, and 23-24

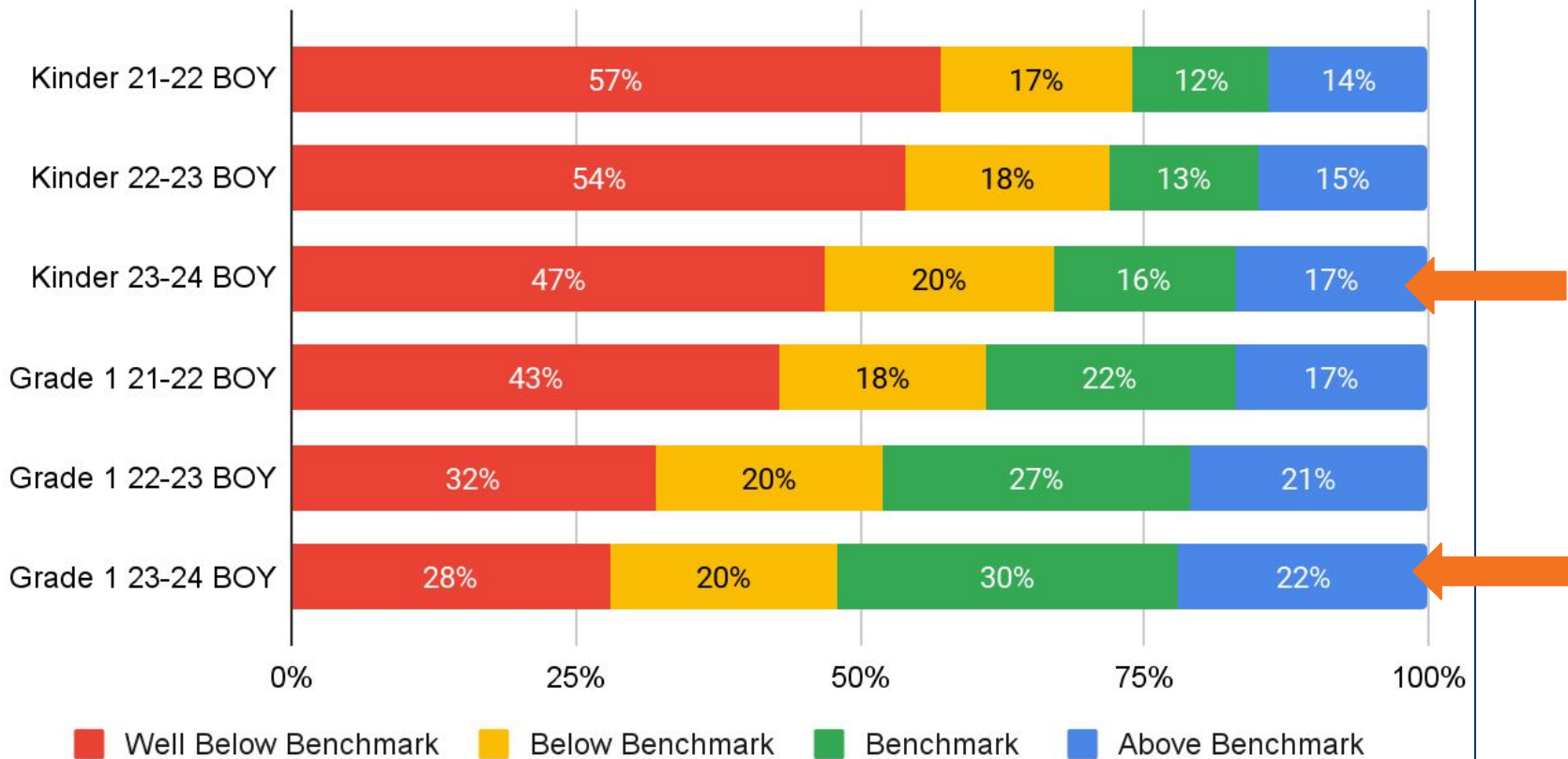
NCDPI K-3 BOY DIBELS 8 Composite Score 21-22, 22-23, & 23-24



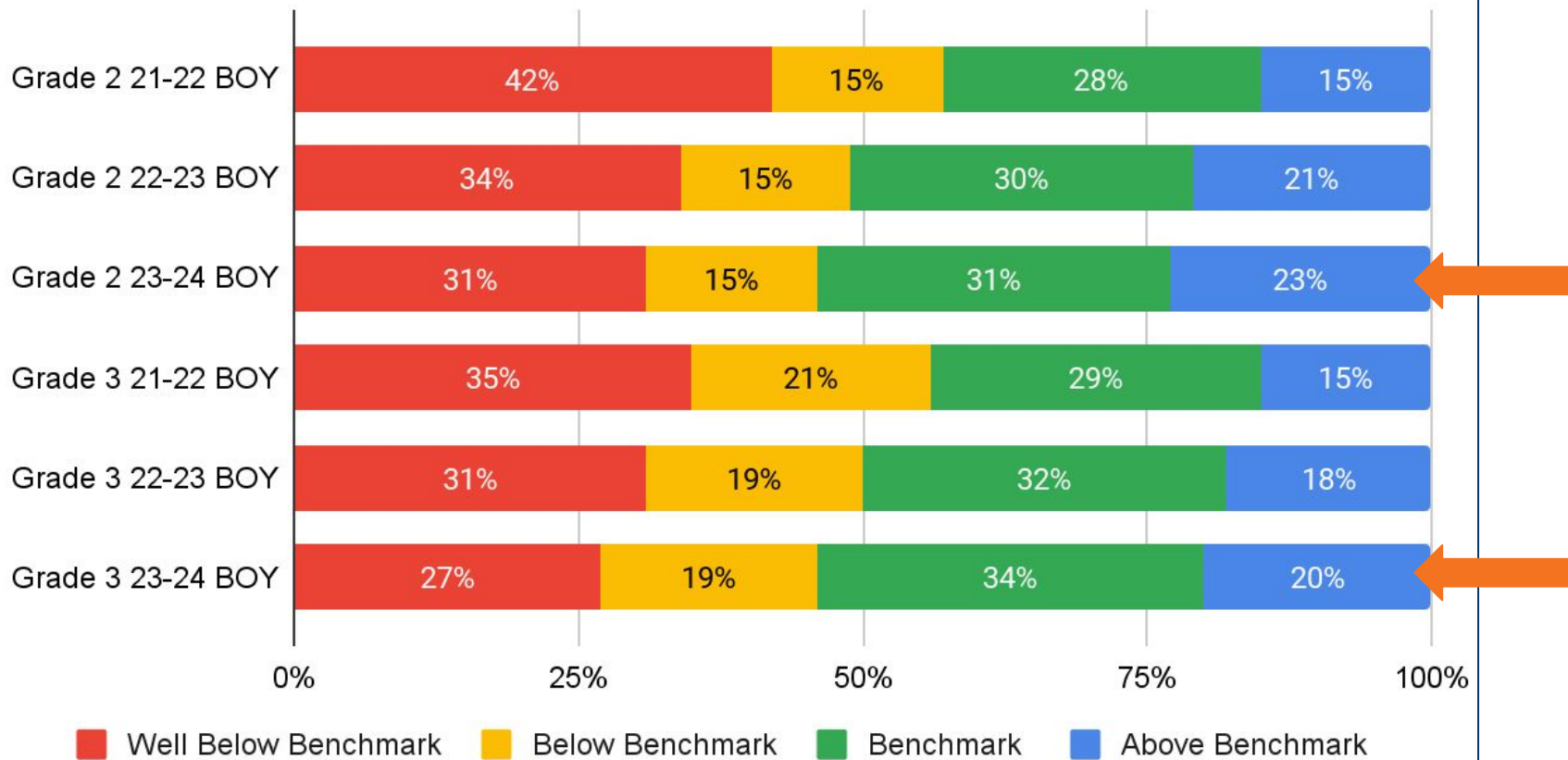
**43,398**  
**fewer**  
students  
are below  
benchmark  
this year  
than in  
21-22!

**48,571**  
**more**  
students are  
at and  
above  
benchmark  
than in  
21-22!th

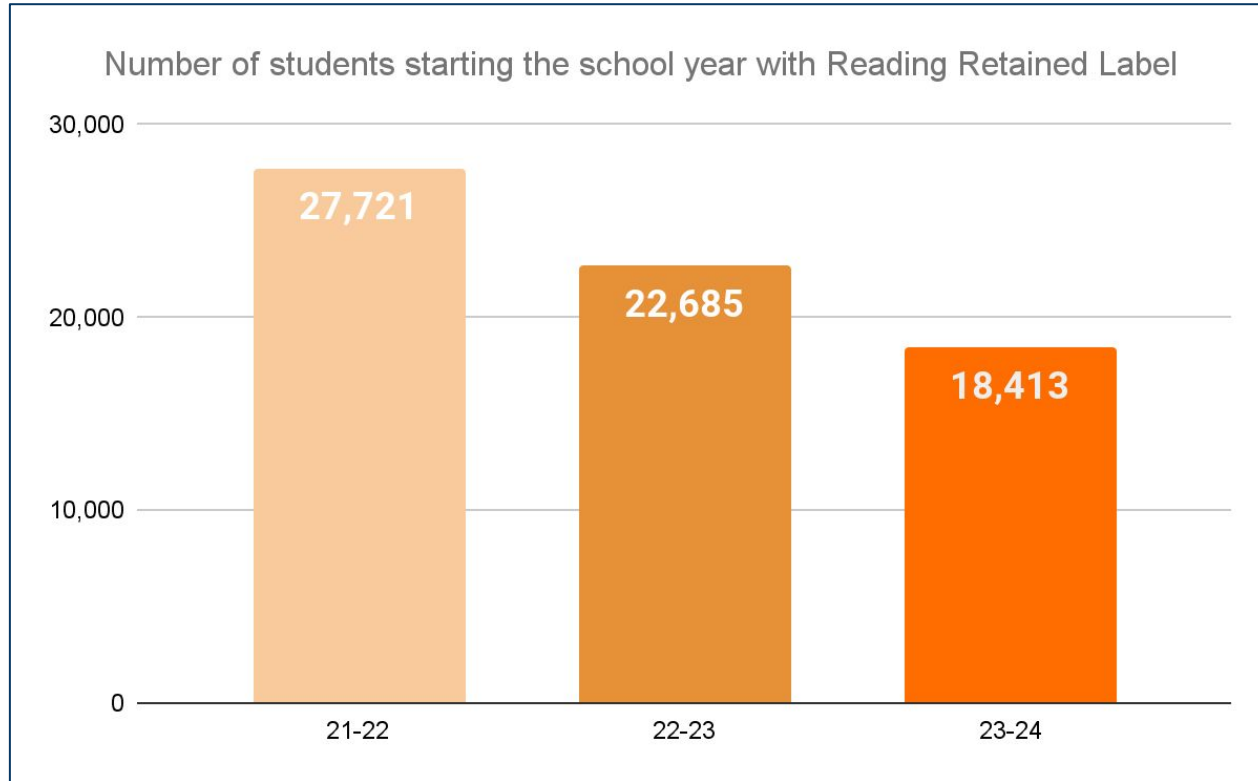
# NCDPI K-1 BOY DIBELS 8 Composite Score



## NCDPI 2-3 BOY DIBELS 8 Composite Score

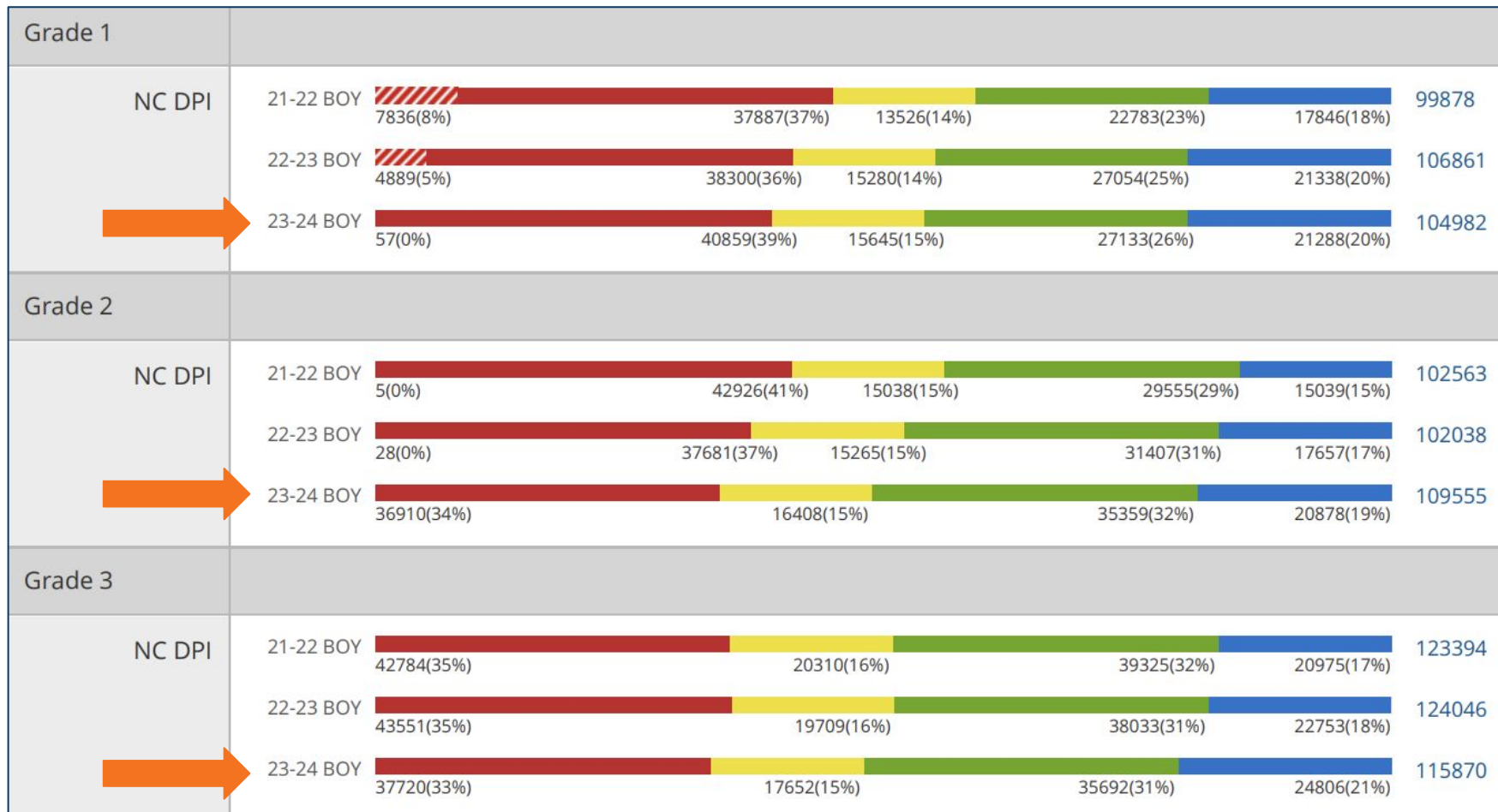


# Reading Retained/RTA Labeled Students



The number of students designated as **“reading retained”** has continued to **decrease**.

# Oral Reading Fluency: BOY 21-22, 22-23, & 23-24



# EOY to BOY Trends

Measures become more complex across grade levels. Are we following National trend?

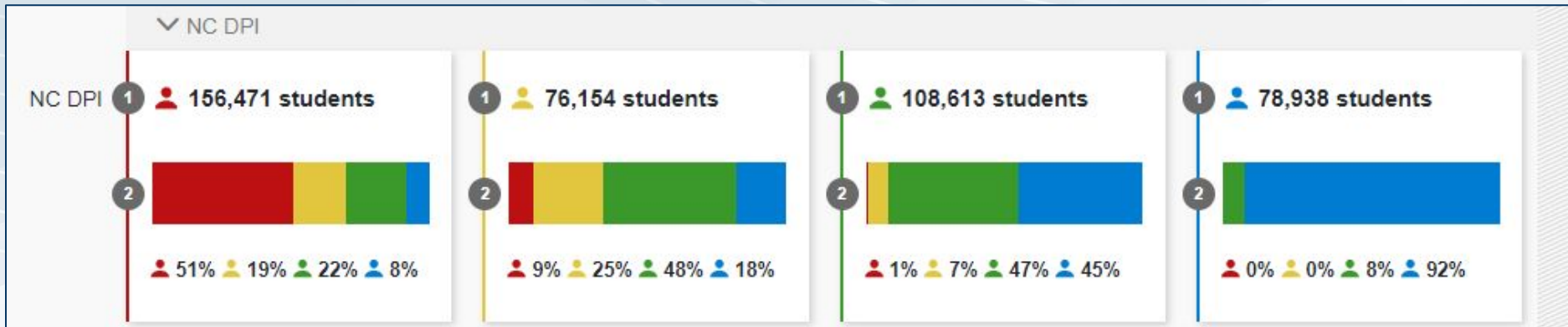
NC					NC				
2021-22		2022-23			2022-23		2023-24		
EOY K	67	BOY 1	49	-18	EOY K	75	BOY 1	52	-23
2021-22		2022-23			2022-23		2023-24		
EOY 1	63	BOY 2	51	-12	EOY 1	71	BOY 2	54	-17
2021-22		2022-23			2022-23		2023-24		
EOY 2	58	BOY 3	51	-7	EOY 2	64	BOY 3	54	-10
National					National				
2021-22		2022-23			2022-23		2023-24		
EOY K	60	BOY 1	47	-13	EOY K	66	BOY 1	50	-16
2021-22		2022-23			2022-23		2023-24		
EOY 1	62	BOY 2	51	-11	EOY 1	65	BOY 2	52	-13
2021-22		2022-23			2022-23		2023-24		
EOY 2	58	BOY 3	51	-7	EOY 2	61	BOY 3	53	-8

# Next Steps



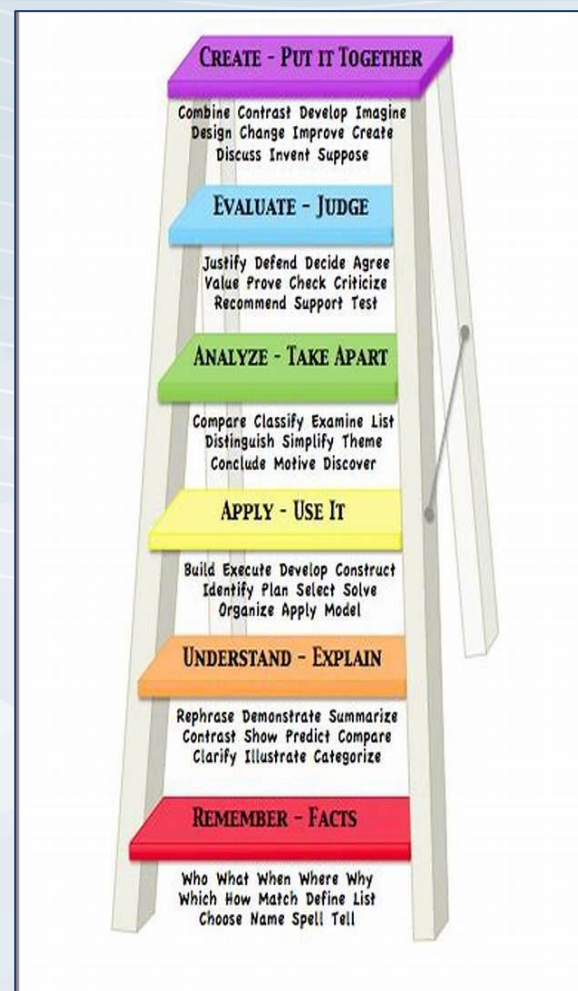
# 22-23 BOY to EOY

Supporting ALL students...Begin with the data reports





**Figure 1.9 Reading Rope**  
(Scarborough, 2001)



# Questions

