

Report to the NCGA: Advanced Courses

Broaden Access and Successful Participation

*State Board of Education Meeting
December 6, 2023*

*Dr. Michael Maher,
Deputy Superintendent of Standards, Accountability, and Research*

*Sneha Shah-Coltrane,
Advanced Learning and Gifted Education Director*

*Beth Cross,
Advanced Learning and Gifted Education State Consultant*

Today's Presentation

- Overview of Report and NC Data
- Celebrations - Recovery of access and success after pandemic and overall successes
- Factors for growth and success
- Next Steps for continued improvement
- District sharing of local efforts

Foundation of Our Work

- Legislation: Advanced Courses (NCGS 115C-174.26)
 - Only Partnership like this in the country
 - Advanced Courses = AP, IB, and CIE courses
- To increase access and successful participation in advanced coursework in NC's public schools
- Started May 2014: currently 10th full year

Major Goals of Legislation

- *Builds capacity for success*
 - Establishes NC AP Partnership with College Board
- *Ensures access*
 - Funds all exam fees for AP, IB, CIE courses
 - Funds AP Professional Development
- *Supports Equity and Excellence*
 - Increases student access and achievement

Builds Capacity

NC AP Partnership

NC AP Partnership: Four-person team assigned to provide support across NC; *\$2,000,000 Annual Contract*

- *Targeted District Support*
 - Focused on low-performing districts
 - Technical assistance and intentional professional development through District and Middle-Level Colloquia
- *State-wide Support*
 - Professional development, including AP Summer Institute training, AP Mentoring programs, Regional AP Symposia
 - Regionally focused sessions

Ensures Access

- **Exam Fee Coverage for ALL**
 - 2022-2023 Total: **\$14,178,991.45**
 - AP Exams – \$13,066,839
 - IB Exams and Fees – \$980,304
 - CIE Exams and Fees – \$131,848.45
- **Professional Learning for all districts**

Ensures Access (continued)


Increased Course Options

- NCVPS and NCSSM
- Flexibility for AP Seminar course offering
- New course: AP Precalculus
- Integration with CTE Pathways
 - Computer Science A
 - Computer Science Principles
 - Macroeconomics and Microeconomics
 - Statistics


Supports Equity and Excellence: Shared Vision with SBE Strategic Plan

- Goal I: Eliminate opportunity gaps by 2027.
 - Objective 1.4
 - (C): Increase access, readiness, and attainment of early postsecondary opportunities (EPSOs), such as AP, IB, CTE, and dual credit/enrollment, work-based learning, apprenticeships
- Goal II: Improve school and district performance by 2027.



Highlights of NC Public School AP Exam Data 2022-2023

- The number of AP Exam-Takers in North Carolina's public schools increased **11.2%** from 2022 to 2023, as compared to a 7.6% increase in AP Exam-Takers in public schools nationwide. ***Better than the nationwide %.***
- The number of AP exams earning a score of 3, or better increased to **80,792**, which is a **59.2%** success rate. This is an **increase of 15.4%** over the prior year. 



Highlights of NC Public School AP Exam Data 2022-2023

- North Carolina public school students continue to close racial and ethnic gaps in participation and successful performance on AP exams, **outpacing the nation in all data points!** 


Highlights of NC Public School AP Exam Data 2022-2023

- The number of AP exams taken by Black students increased by **14.7%** over the prior year, outpacing the nation at 12.0% growth. 
- The number of AP exams taken by Black students earning a qualifying score of 3,4, or 5 increased by **21.8%**, outpacing the national rate at 20.0%. 

Highlights of NC Public School AP Exam Data 2022-2023

- The number of AP exams taken by Hispanic or Latino students increased by **20.6%**, outpacing the nation at 13.3%. 
- The number of exams taken by Hispanic or Latino students earning a score of 3, 4, or 5 increased by **23.3%**, outpacing the national rate at 16.2% growth. 

AP Student Enrollment

Academic Year	Number of Students	Impact/Change
2014-2015	74,758	4.0% increase
2015-2016	77,392	3.5% increase
2016-2017	77,920	1.0% increase
2017-2018	82,311	5.6% increase
2018-2019	81,520	0.9% decrease
2019-2020	77,579	4.8% decrease
2020-2021	78,174	0.7% increase
2021-2022	72,577	7.1% decrease
2022-2023	80,271	10.6% increase
2023-2024 Current enrollment	93,050	15.9% increase over prior year 24.5% increase since 2014 

International Baccalaureate Highlights

Enrollment

Academic Year	Number of Students	Course Enrollment	Impact/Change
2019-2020		20,140	1.0% increase
2020-2021		19,305	4.1% decrease
2021-2022		17,853	7.5% decrease
2022-2023		18,088	1.3% increase
2023-2024	4,416	18,059	0.1% decrease

Performance Results

Academic Year	Test Takers	Tests Taken	Percent of Tests Taken 4+ score
2020	2884	9089	71%
2021	2525	8063	79%
2022	2498	7124	76%
2023	2834	8095	67%

Note: 30 NC high schools offer this advanced program.

Cambridge International Enrollment Highlights

Academic Year	Number of Students	Course Enrollment	Impact/Change
2019-2020		500	n/a
2020-2021		737	47% increase
2021-2022		764	3.5 % increase
2022-2023		1,082	41.6% increase
2023-2024	665	1,192	10.0% increase

Note: Six NC high schools offer this advanced program.

2023 High School Graduates

40,654 graduates enrolled in at least one AP/IB/CIE course:

- 37,974 students in AP courses
- 2,442 students in IB courses
- 238 students in CIE courses

37.7% of 2023 graduates enrolled in at least one AP/IB/CIE course 

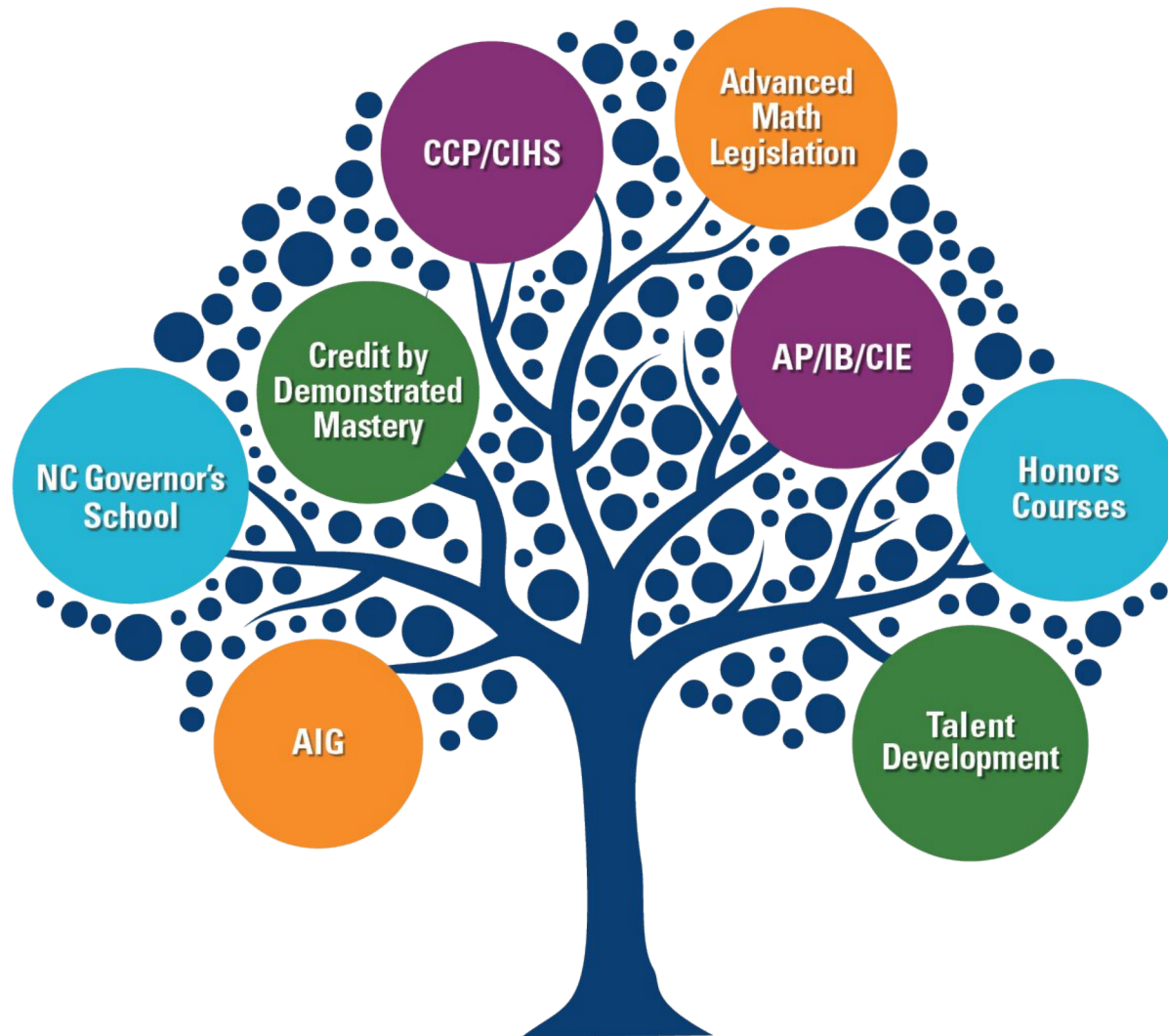
- 35% of graduates took at least one AP course
- 2.3% of graduates took at least one IB course
- .22% of graduates took at least one CIE course

Reasons for Growth and Success

Many factors contributed to NC's success, both at the state and local levels.

- Synergy of Efforts
- Sustained Focus and Vision
- Quality Professional Learning
- Local Efforts
- Student Confidence and Intentional Support

Factor: Synergy of Efforts



ADVANCED LEARNING & GIFTED EDUCATION

Factor: Sustained Focus and Vision



Factor: Quality Professional Learning

Office of Advanced Learning and Gifted Education

NC AP Partnership

- Intense support
- State-wide, targeted regionally
- Local assistance
- Resources – AP Classroom

Local Efforts

- Integrated and intentional

Factor: Local Efforts

- Expanding access and removing barriers
- Sharing encouragement, focused guidance
- Providing ongoing student support
- State efforts that reach locally, directly
 - Increased resources
 - No test fees for families
 - Clear policies
 - Sharing of practices
 - Clear messaging
 - SBE/DPI efforts
 - Data sharing

Factor: Student Confidence and Intentional Support

- Students are advocating for themselves and others
- Eliminating barriers for families and students
- Curricular Resources – see it's possible; demystifies the course
- Increased motivation; Working hard

To realize equity and excellence... we must seek to address mindsets, policies and practices.

Expanding Excellence: Local Stories

Lincoln County Schools

- Dr. Heath Belcher, Associate Superintendent
- Heather Myers, Director of Academic Readiness and Support

Durham Public Schools

- Dr. Pascal Mubenga, Superintendent
- Dr. Debbie Pitman, Assistant Superintendent of Specialized Services
- Laura Parrott, Director of Advanced Academics

Next Steps and Ideas for Continued Improvement

NCDPI will continue to partner with the NC AP team, IBO and CIE consultants to:

- Focus on Equity and Excellence
- Conduct data dives to explore gaps in access/successful participation
- Research factors involved in Native American student access and success
- Provide more intentional support to additional districts/schools
- AP and IB District Leader Networks
- Gather Promising Practices



North Carolina Department of
PUBLIC INSTRUCTION