



**Stronger Connections
Greater Achievements**

**Program Evaluation
Columbia Public Schools
Preschool**

Purpose of the Department/Program

Columbia Public Schools offers developmentally appropriate education through which young children actively build their individual potential in a positive, nurturing, culturally diverse environment. As equity is the primary goal of the program, the CPS preschool has put systems, policies, and practices in place to ensure that all children and their families have an equal chance for success throughout the process.



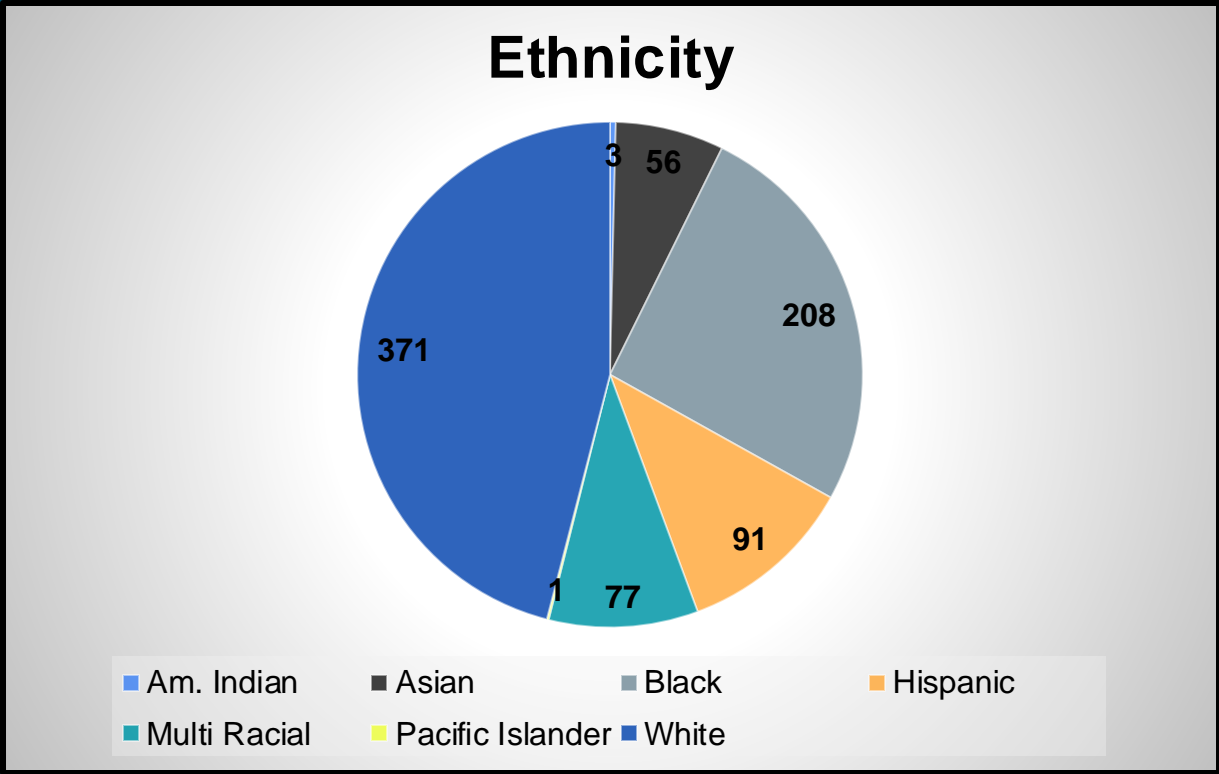
Logistics of the Program

While children with the highest needs are placed first, eligibility is determined through a developmental screening of children ages 3 to 5 (non-kindergarten) years of age. CPS' Title I Preschool program serves around 450 children in 28 classrooms with over 1,000 children on the wait list.



Stronger Connections
Greater Achievements

Program Ethnicity



Preschool Program at a Glance

Top Languages in Columbia Public Schools

Students in Columbia Public Schools represent over 70 different languages! As of March 1, 2022, the top languages spoken in CPS (besides English) in CPS were:

1. Spanish (508 speakers)
2. Arabic (174 speakers)
3. Korean (135 speakers)
4. Swahili (129 speakers)
5. Chinese (97 speakers)
6. Kinyarwanda (74 speakers)
7. Karen / Karenni / Pashto (68 speakers)
8. Tigrinya (45 speakers)
9. Kirundi (39 speakers)
10. Khmer / Vietnamese (38 speakers)
11. Bosnian (33 speakers)
12. Burmese (31 speakers)



- 28 Different Languages Spoken in PK
- Top 3 languages spoken in PK: Spanish, Swahili, Kinyarwanda
- 61% of students are also on an IEP
- 61% of students qualify for F/R Lunch

Goals & Objectives

Goal #1: Growth - Get them to school.

Primary goal #1: 90 percent of scholars will attend school at least 90 percent of the time by the 2026-2027 school year.

Indicator 1.1

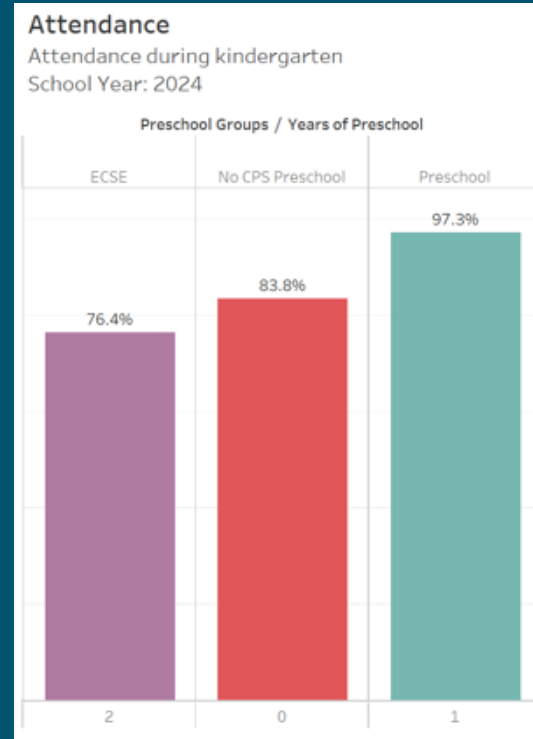
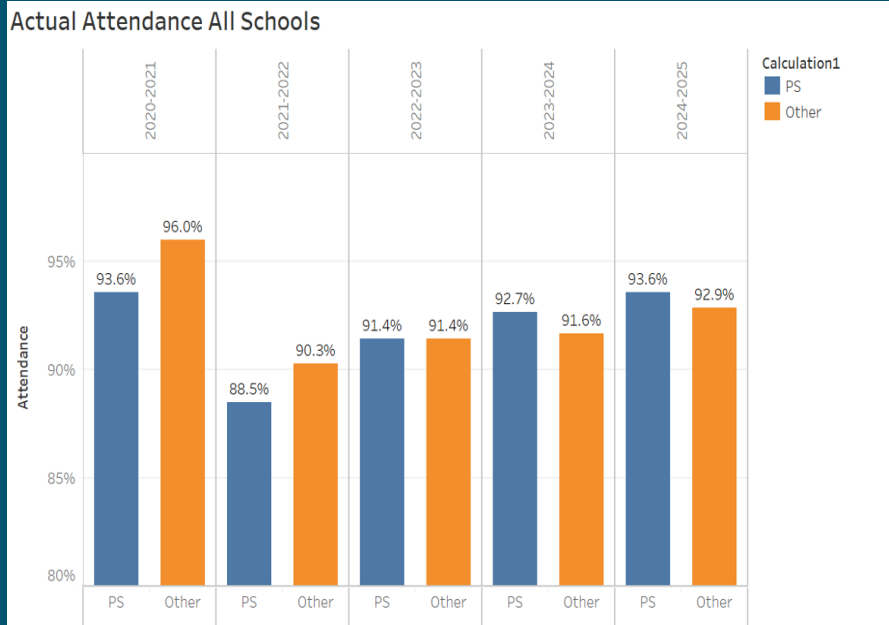
- Director(s), Family School Advocate, and Head Start staff will create/implement school-attendance intervention plans – Came into effect May 2023.
- Family School Advocate will increase student and parent contact - ongoing with no completion date.
- Teachers and Staff will increase celebrations and recognition of acts of kindness - ongoing with no completion date.
- Director(s), Family School Advocate, attendance secretary will send attendance letters to families whose scholar reaches 10 missed attendance opportunities. A second letter and communication with the Family School Advocate/parent conference is held when the scholar has reached 15 missed attendance opportunities.



Progress Towards Goals

Goal #1: Growth - Get them to school.

Primary goal #1: 90 percent of scholars will attend school at least 90 percent of the time by the 2026-2027 school year.



0 students were dismissed from the program during the 2023-24 Schoolyear!



Goals & Objectives

Goal #2: Innovation - Keep them in class.

Primary goals 2.1a: The number of incident reports completed on all ethnicity represented in the preschool will be equally represented across all ethnicities.

Primary goal 2.1b: The number of incident reports completed on kindergarten students who have previously participated in CPS preschool for 1 year will decrease by 10% each year to equal that of students who have participated in 2 years of preschool.




Progress Towards Goals

Goal #2: Innovation - Keep them in class.

2021 Skills and School Family Components				2023-24 Skills and School Family Components			
Teacher	END OF 2021	Percentage toward Fidelity		Teacher	END OF 2023	Percentage toward Fidelity	
Composure	192/252	76%		Composure	252/252	100%	
Power of Perception	187.5/252	74%		Power of Perception	252/252	100%	
Safe Place	190.5/252	75%		Safe Place	252/252	100%	
Friends and Family Board	197/252	75%		Friends and Family Board	252/252	100%	
Brain Smart Start	190/252	75%		Brain Smart Start	252/252	100%	
Safe Keeper Ritual	176/252	69%	watch/observe	Safe Keeper Ritual	252/252	100%	
Greeting/Goodbye Ritual	196.5/252	77%		Greeting/Goodbye Ritual	252/252	100%	
Adult Assertiveness	174.5/252	69%	watch/observe	Adult Assertiveness	252/252	100%	
Teacher Assertiveness to Children	172.5/252	68%	watch/observe	Teacher Assertiveness to Children	252/252	100%	
Power of Attention	185/252	73%		Power of Attention	252/252	100%	
Visual Routines	196/252	77%		Visual Routines	252/252	100%	
Visual Daily Schedule	212/252	84%		Visual Daily Schedule	252/252	100%	
Time Machine	125.5/252	49%	More PD	Time Machine	252/252	100%	
Transition Rituals	175/252	69%	watch/observe	After Conflict Reconnection	252/252	100%	
Social Stories	168.5/252	66%	watch/observe	Social Stories	252/252	100%	

The percentage of growth toward fidelity from 2021 to 2023 was 71.73% higher!



Progress Towards Goals

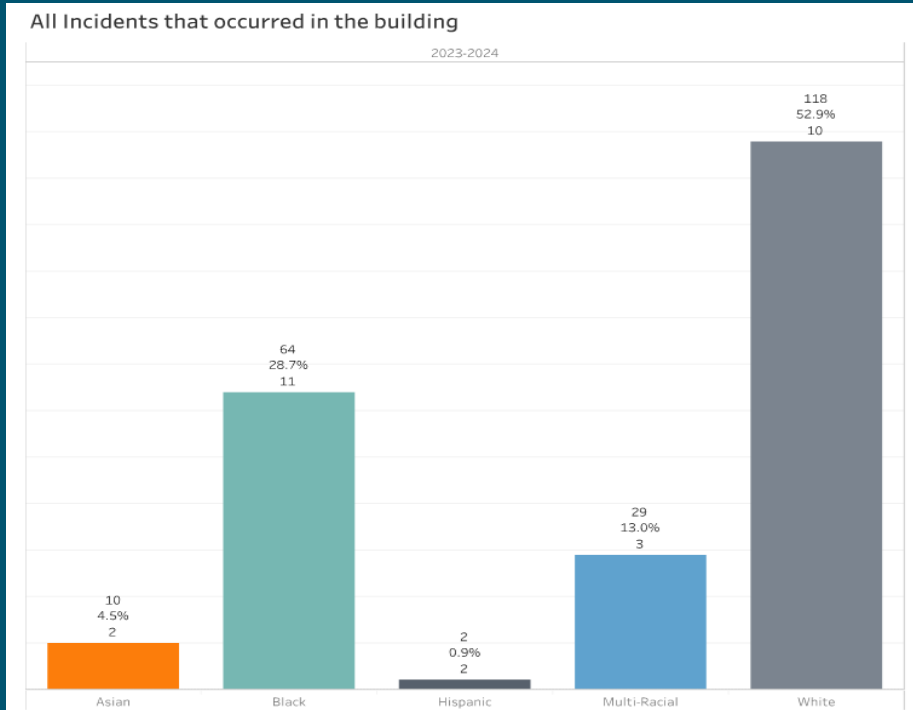
Goal #2: Innovation - Keep them in class.

Power of Unity	204/252	80%			Power of Unity	252/252	100%
I Love You Rituals	161.5/252	64%	watch/observe		I Love You Rituals	255/252	100%
Ways to be Helpful	156/252	61%	watch/observe		Ways to be Helpful	252/252	100%
Meaningful Jobs	150/252	59%	watch/observe		Meaningful Jobs	252/252	100%
Choices	168.5/252	66%	watch/observe		Choices	252/252	100%
Power of Free Will	194/252	76%			Power of Free Will	252/252	100%
Picture Rule Cards	151/252	59%	watch/observe		Picture Rule Cards	253/252	100%
Empathy	175.5/252	69%	watch/observe		Empathy	252/252	100%
Power of Acceptance	187.5/252	74%			Power of Acceptance	252/252	100%
We Care Center	103/252	40%	More PD		We Care Center	252/252	100%
Positive Intent	178/252	70%			Positive Intent: 24-25 schoolyear	252/252	100%
Power of Love	193.5/252	76%			Power of Love: 24-25 schoolyear	252/252	100%
Celebration Center	98/252	38%	More PD		Celebration Center: 24-25 schoolyear	252/252	100%
Wish Well Board	188/252	74%			Wish Well Board: 24-25 schoolyear	252/252	100%
Absent Child	166.5/252	66%	watch/observe		Absent Child: 24-25 schoolyear	252/252	100%
Consequences	183/252	72%			Consequences: 24-25 schoolyear	183/252	72%
Power of Intention	201/252	79%			Power of Intention: 24-25 schoolyear	201/252	79%
Class Meeting	162.5/252	64%	watch/observe		Class Meeting: 24-25 schoolyear	162.5/252	64%
AVERAGE % of Overall Fidelity		69%			AVERAGE % of Overall Fidelity		97%

Progress Towards Goals

Goal #2: Innovation - Keep them in class.

Primary goals 2.1a: The number of incident reports completed on all ethnicity represented in the preschool will be equally represented across all ethnicities.



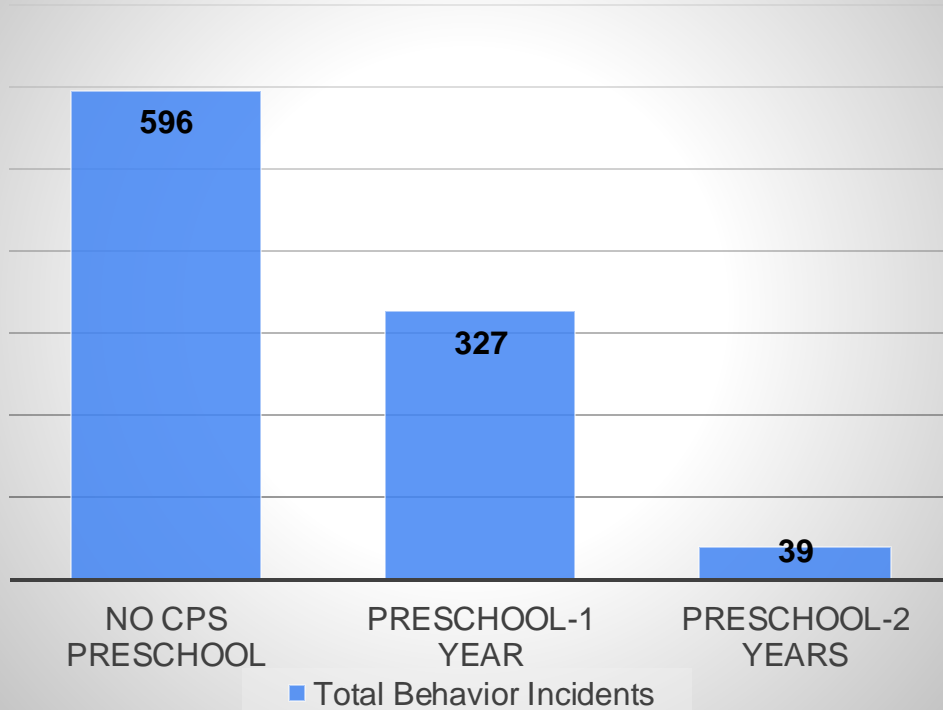
Demographic Breakdown

- Asian-7%
- Black-26%
- Hispanic-11%
- Multi-Racial-9%
- White-46%



Progress Towards Goals

Behavior Incidents



Goal #2: Innovation - Keep them in class.

Primary goal 2.1b: The number of incident reports completed on kindergarten students who have previously participated in CPS preschool for 1 year will decrease by 10% each year to equal that of students who have participated in 2 years of preschool.



Stronger Connections
Greater Achievements

Goals & Objectives

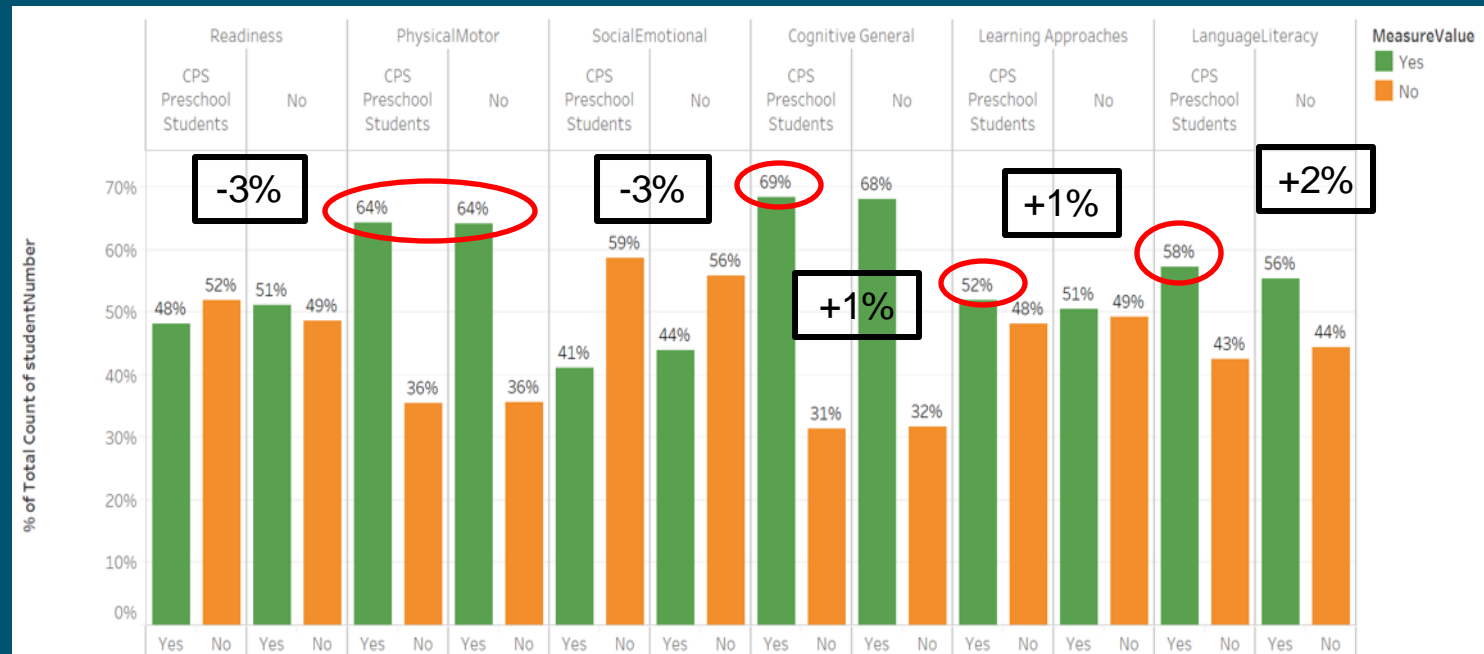
Goal #3: Achievement - Catch them up and advance them further.

Primary goal 3.1: The difference between the number of former preschool scholars scoring on grade level on the i-Ready Diagnostic/ Kindergarten Observation Form KOF will become closer to the scores of scholars who were not enrolled in the preschool program, narrowing the achievement gap.

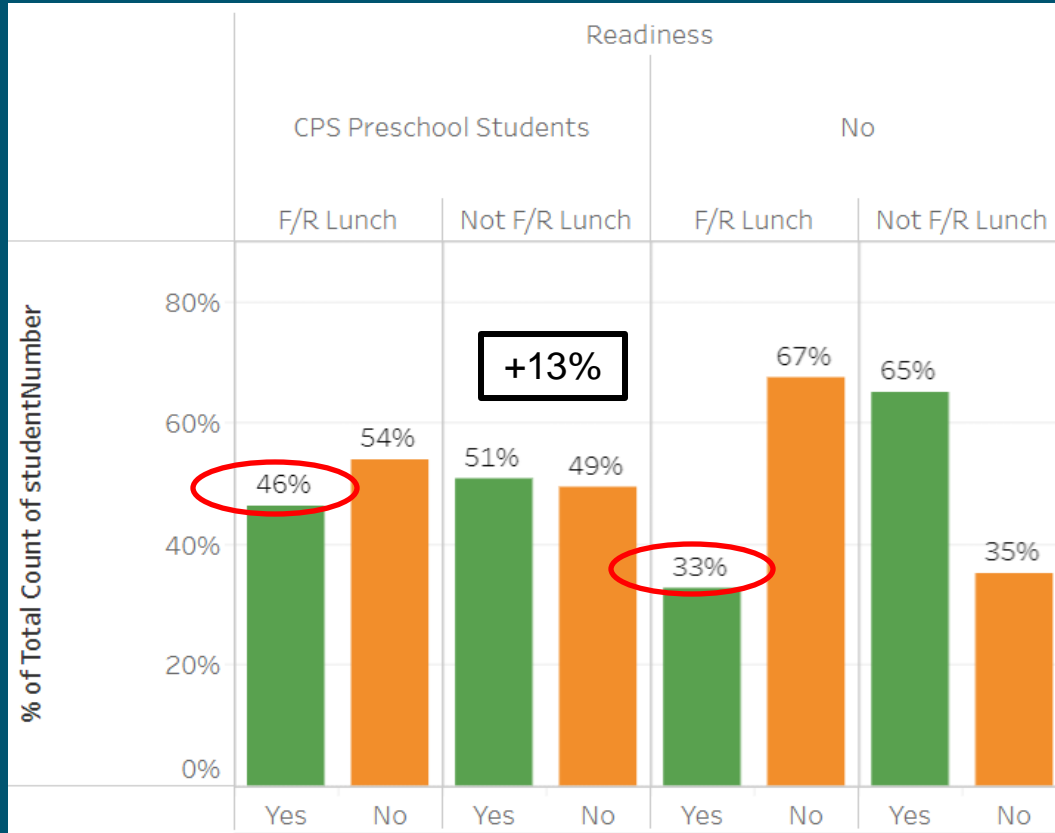


Progress Towards Goals

The preschool program demonstrates extraordinary support of childhood development through innovation, involvement, commitment, and leadership in the field of school readiness. Data below shows a comparison of all CPS Preschool students compared to all other CPS students who did not receive CPS Preschool services on the Kindergarten Observation Form (KOF).



Progress Towards Goals

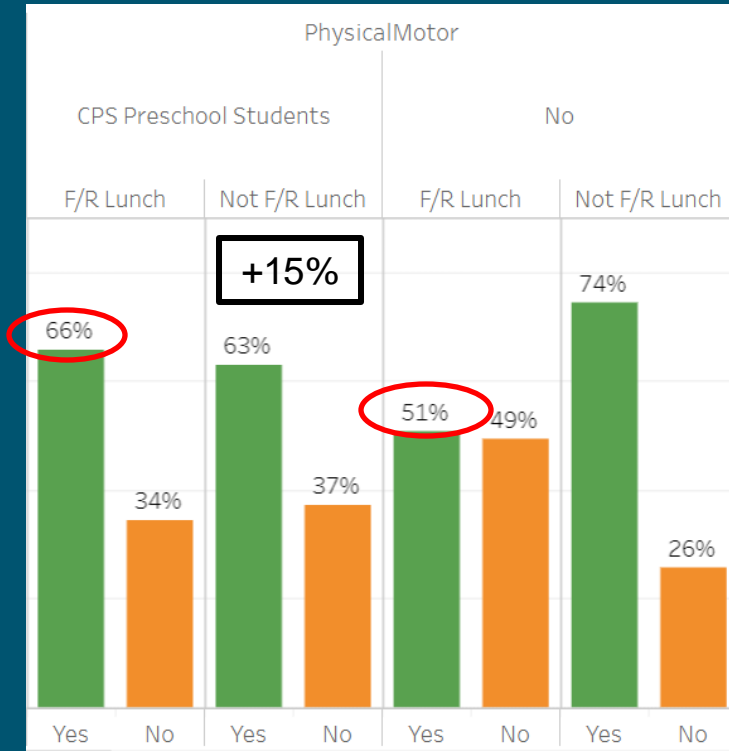


Data below shows a comparison of all CPS Preschool students who qualified for Free and Reduced Lunch compared to all other CPS students who did not receive CPS Preschool services and did or did not qualify for Free and Reduced Lunch on the Readiness portion of the Kindergarten Observation Form (KOF).



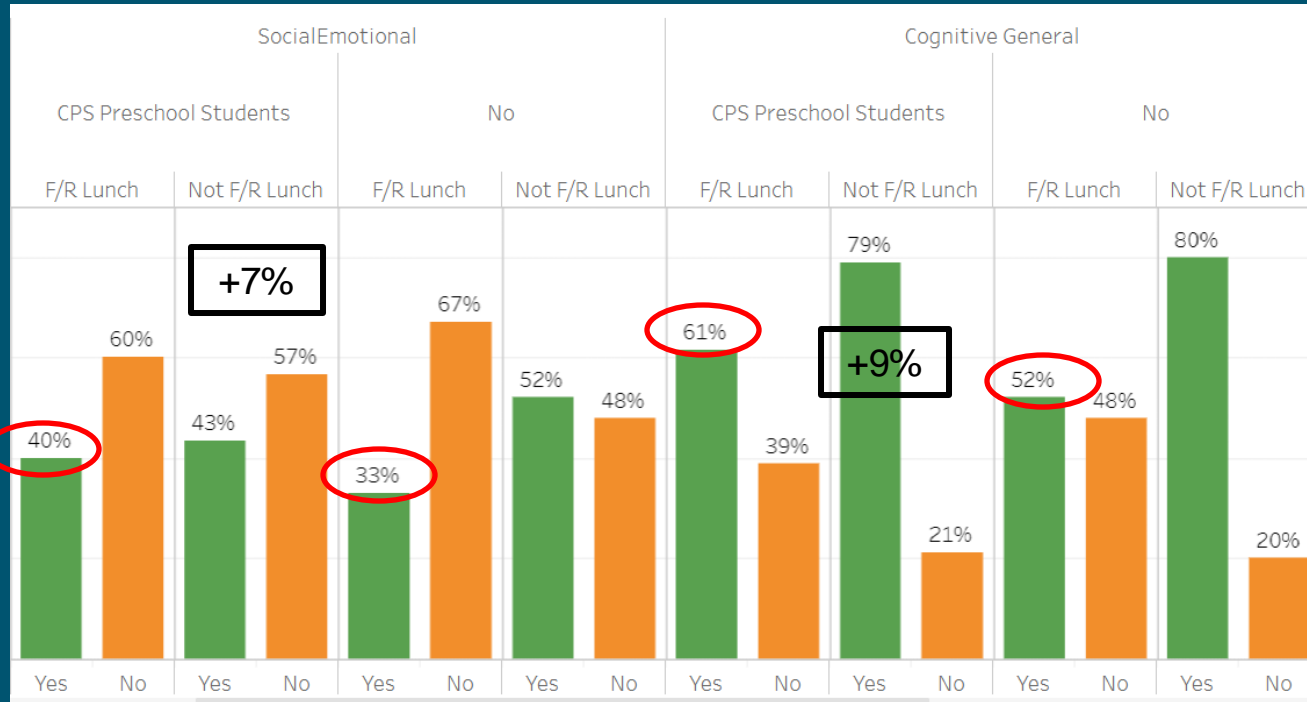
Progress Towards Goals

Data below shows a comparison of all CPS Preschool students who qualified for Free and Reduced Lunch compared to all other CPS students who did not receive CPS Preschool services and did or did not qualify for Free and Reduced Lunch on the Physical Motor portion of the Kindergarten Observation Form (KOF).



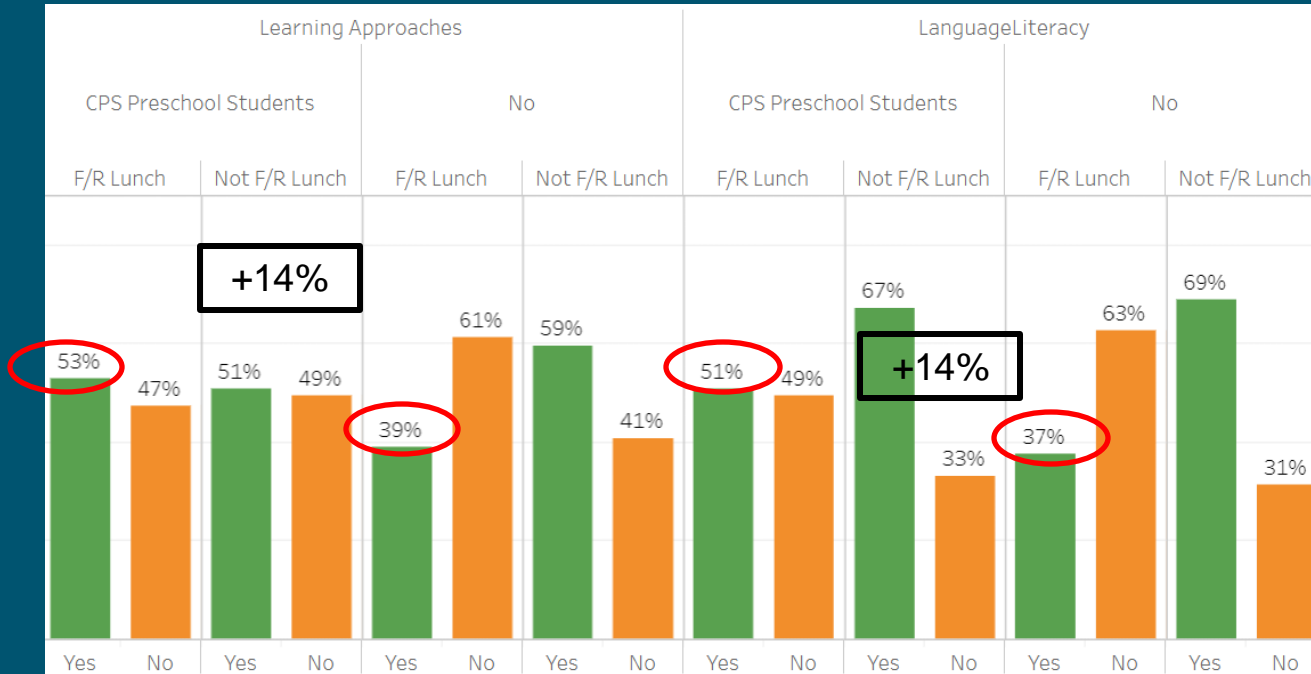
Progress Towards Goals

Data below shows a comparison of all CPS Preschool students who qualified for Free and Reduced Lunch compared to all other CPS students who did not receive CPS Preschool services and did or did not qualify for Free and Reduced Lunch on the Social Emotional and Cognitive General portion of the Kindergarten Observation Form (KOF).



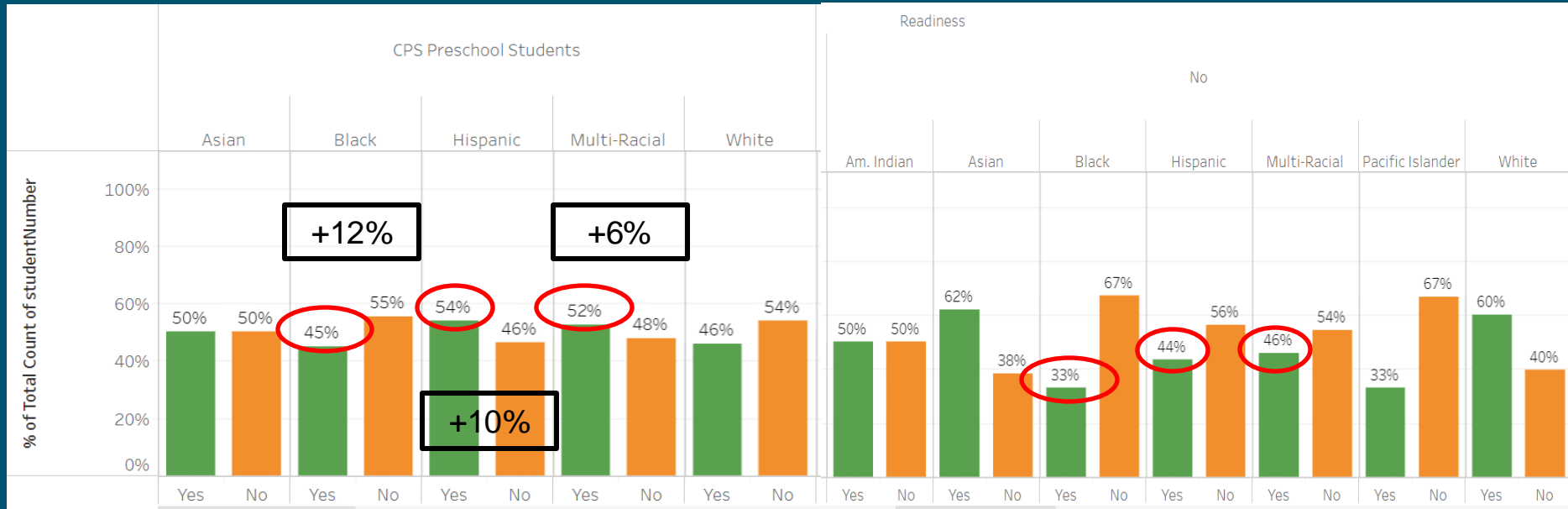
Progress Towards Goals

Data below shows a comparison of all CPS Preschool students who qualified for Free and Reduced Lunch compared to all other CPS students who did not receive CPS Preschool services and did or did not qualify for Free and Reduced Lunch on the Learning Approaches/Language Literacy portions of the Kindergarten Observation Form (KOF).



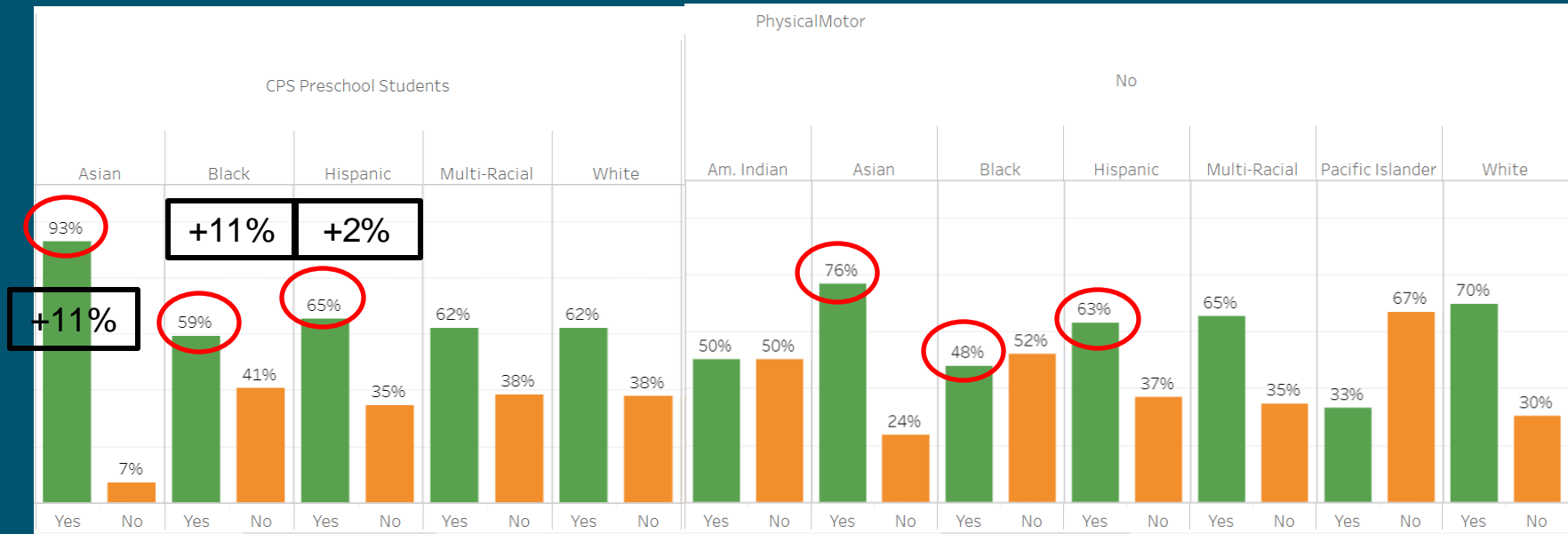
Progress Towards Goals

Data below shows a comparison of all CPS Preschool students in the prospective ethnic groups compared to all other CPS students who did not receive CPS Preschool services on the Kindergarten Observation Form (KOF).



Progress Towards Goals

Data below shows a comparison of all CPS Preschool students in the prospective ethnic groups compared to all other CPS students who did not receive CPS Preschool services on the Kindergarten Observation Form (KOF).



Strengths & Growth Areas

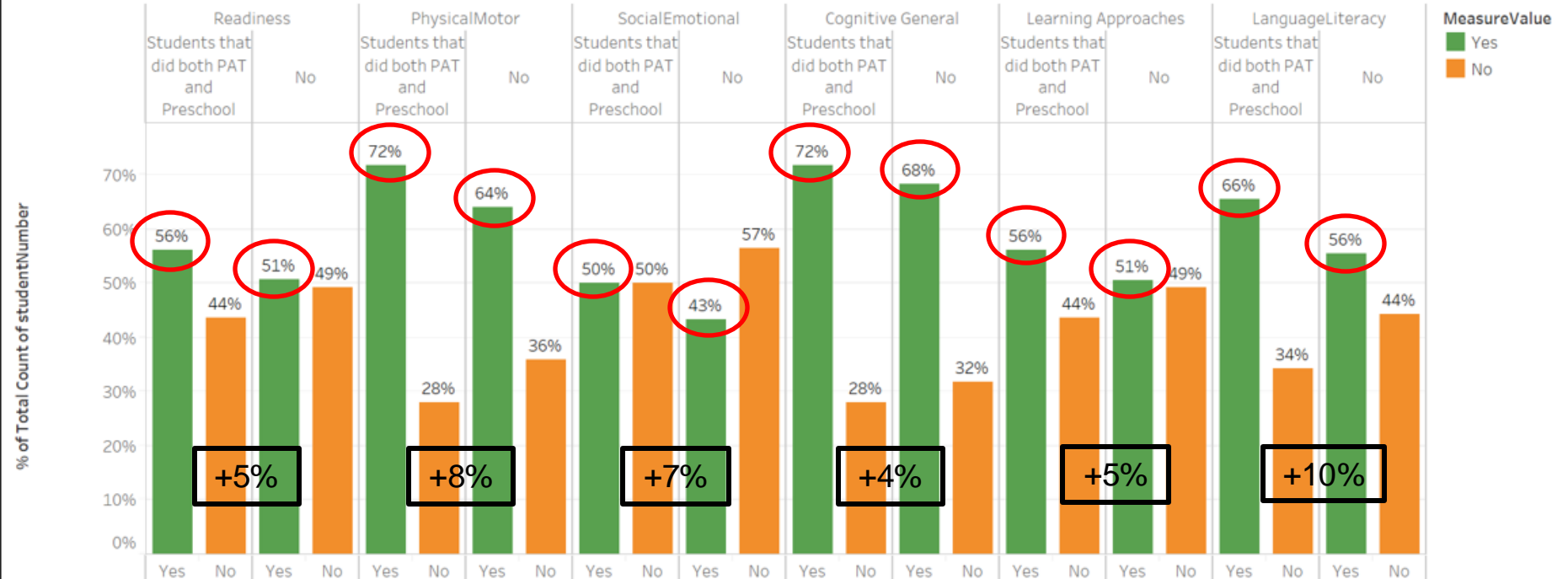
- CPS Preschool has maintained 90% or higher attendance since an attendance plan was established.
- Being in the CPS preschool has a positive effect of the total number of behavioral incident reports.
- In many academic and social emotional assessed areas, CPS preschool students are outperforming students who were not enrolled in CPS preschool.



Future Goals



CPS Preschool/PAT Students vs Other KOF Results



Future Goals

- Expand
- Assessments to continue showing Upward Trends
- Continue monitoring for equality so that all subgroups are equally performing in all areas.



Questions



Six year olds laugh an average of 300 times a day.
Adults only laugh 15-100 times a day.

BE SIX AGAIN.



tinybuddha.com



**Stronger Connections
Greater Achievements**