

State of Educational Attainment in NC

*my***FUTURE**NC
2 million by 2030



NC State Board of Education
June 6, 2024

Join the Conversation on Social:
#2Millionby2030



Cecilia Holden

President & CEO | myFutureNC

*my***FUTURE**NC
2 million by 2030

#2Millionby2030

NC RANKED #1 STATE for BUSINESS in 2023- AGAIN!



WORKFORCE

#1



2023 WINNER: NORTH CAROLINA



(This is) the result of statewide collaboration, partnership, and hard work by our economic development community, including but not limited to:

- myFutureNC
- North Carolina Community College System
- North Carolina Regional Councils of Governments
- North Carolina's 20 Local Workforce Development Boards
- North Carolina's 100 Counties
- North Carolina's 552 Municipalities
- The University of North Carolina System
- North Carolina Independent Colleges & Universities

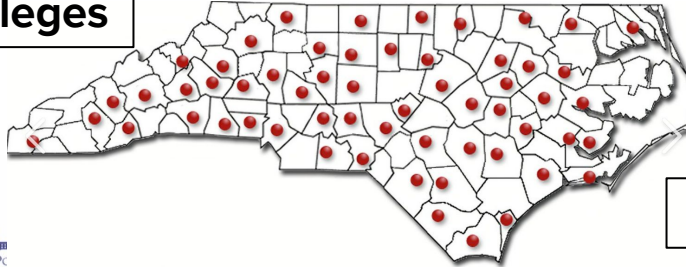
*–Statement from Commerce Secretary Machel
Baker Sanders ([LINK](#))*

In 2023, NC is also #1 state for starting a business. [LINK](#)

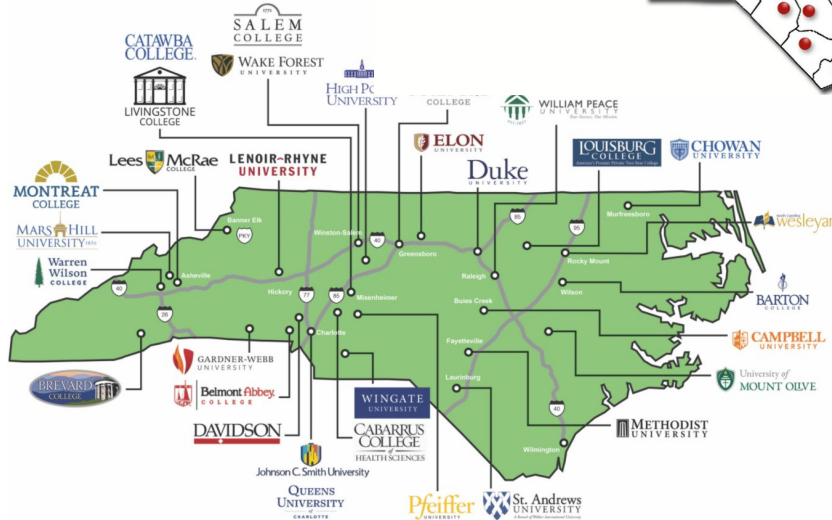
myFUTURENC
2 million by 2030

MOST ROBUST EDUCATION & TRAINING INFRASTRUCTURE IN NATION

58 Community Colleges

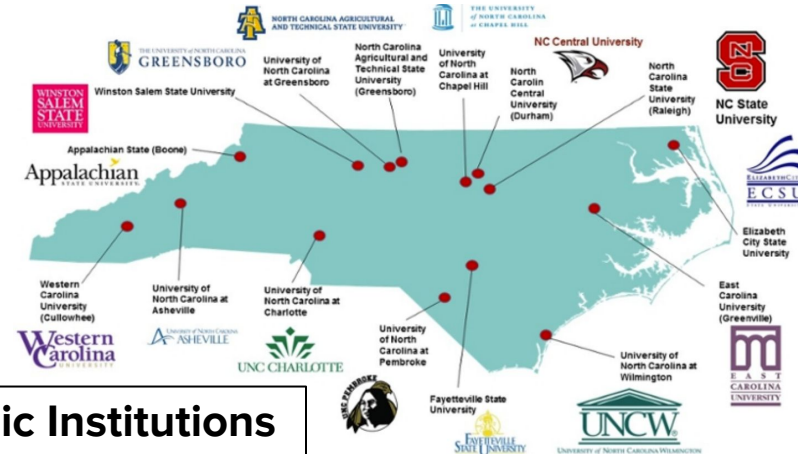


20 Workforce Boards



36 Private Institutions
including 5 HBCUs

16 Public Institutions
including 5 HBCUs



SESSION LAW 2019-55

To ensure that the State remains economically competitive,
the State shall ensure that by the year **2030**:

AND BEYOND

2 MILLION

**25- to 44-year-olds will have
completed a high-quality credential or
postsecondary degree**

myFutureNC Leadership



Governed by a **cross-sector board of directors** comprised of NC education sector heads, policymakers, philanthropists, and business leaders. Additionally, the myFutureNC **Advisory Board of Commissioners** includes **64 individuals** representing **36 North Carolina counties**, including K12 **superintendents**, and **charter and homeschooled students representation** among other sectors.

Board of Directors

John A. Fraley, Chair

Lynn Good, Vice-Chair

MC Belk Pilon, Secretary and Treasurer

Deanna Ballard

Kathryn Black

Dr. Jeff Cox

John F.A.V. Cecil

Marshall Cherry

Geoff Coltrane

Eric C. Davis

Ann Goodnight

Peter Hans

Kevin Howell

Rep. Donny Lambeth

Senator Michael Lee

David Mounts Gonzales

Anna Spangler Nelson

Gary Salamido

Machelle Baker Sanders

Catherine Truitt

Dr. A. Hope Williams



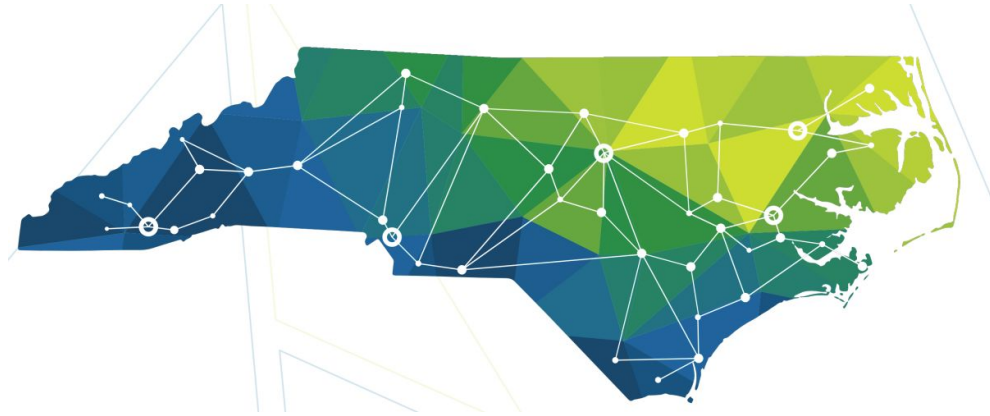
An Opportunity for ALL

A better educated North Carolina is the key to economic prosperity and upward mobility for all citizens.

To achieve our goal, myFutureNC will:

- Monitor & Report Progress
- Accelerate Action
- Identify & Advocate for Policy Solutions

*my*FUTURENC
2 million by 2030



Monitor & Report Progress

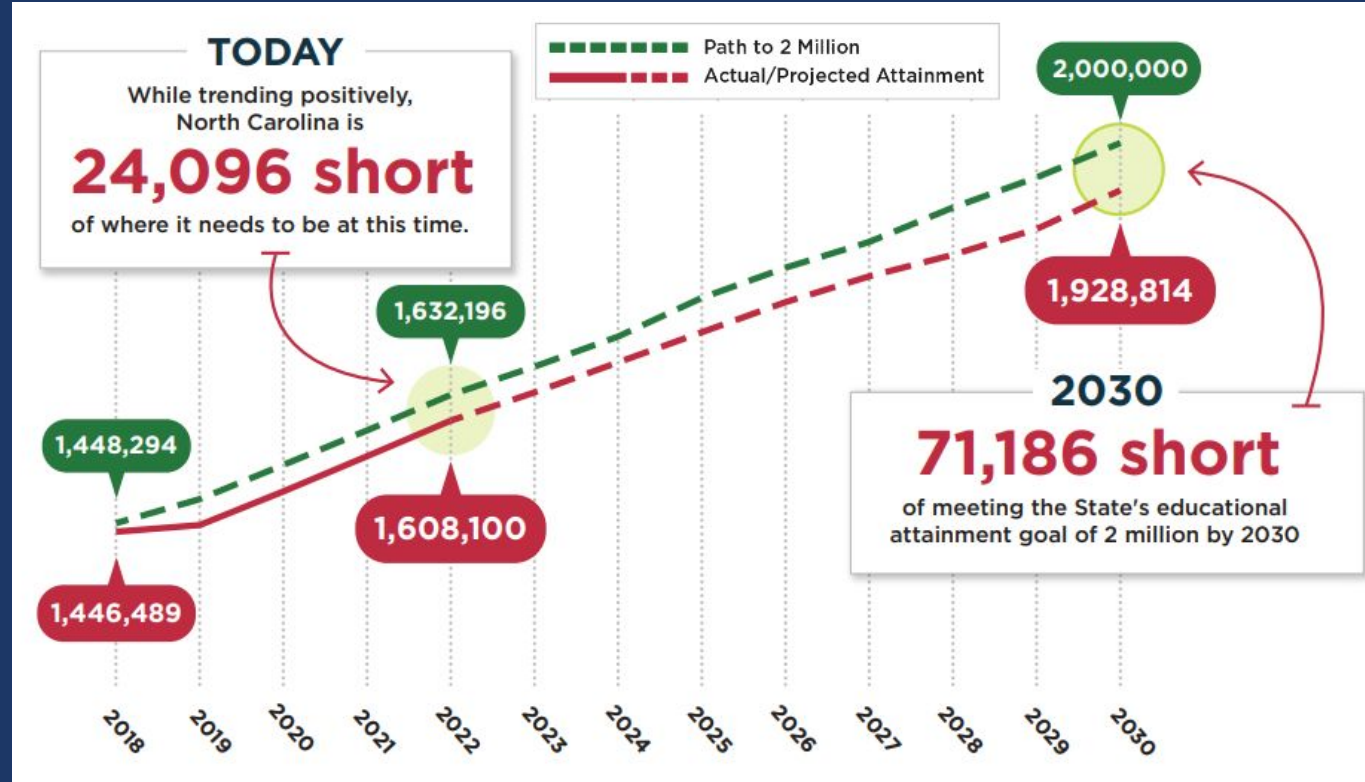
TRACKING TOWARDS THE STATE'S GOAL



1,608,100

North Carolinians aged 25-44 hold a postsecondary degree/credential.

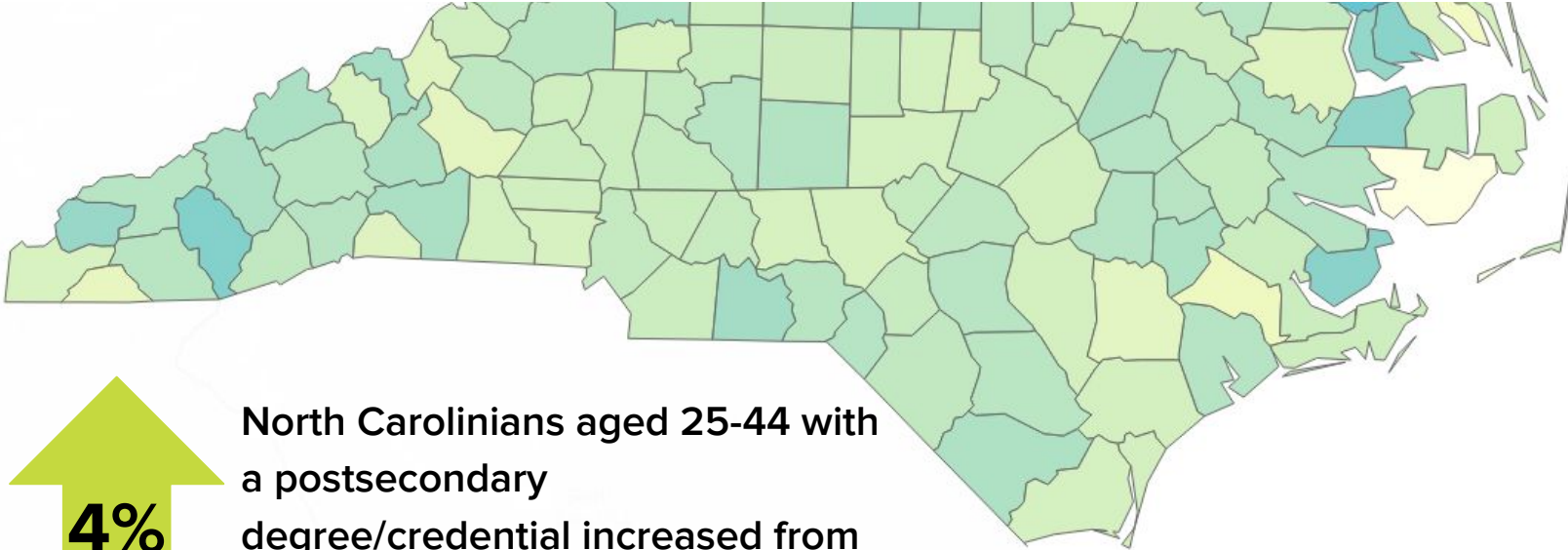
2022 American Census Survey
US Census Bureau



Tracking Progress

82 of 100 counties increased their attainment rate since 2019.

18 of 78 rural counties (23%) experienced a **decrease** in attainment rate (25-44-year-olds) from 2019 to 2022



North Carolinians aged 25-44 with a postsecondary degree/credential increased from 53.4% in 2019 to 57.4% in 2022.

4%



[View the attainment map](#)

*my*FUTURENC

*my*FUTURENC
2 million by 2030



Accelerate Action

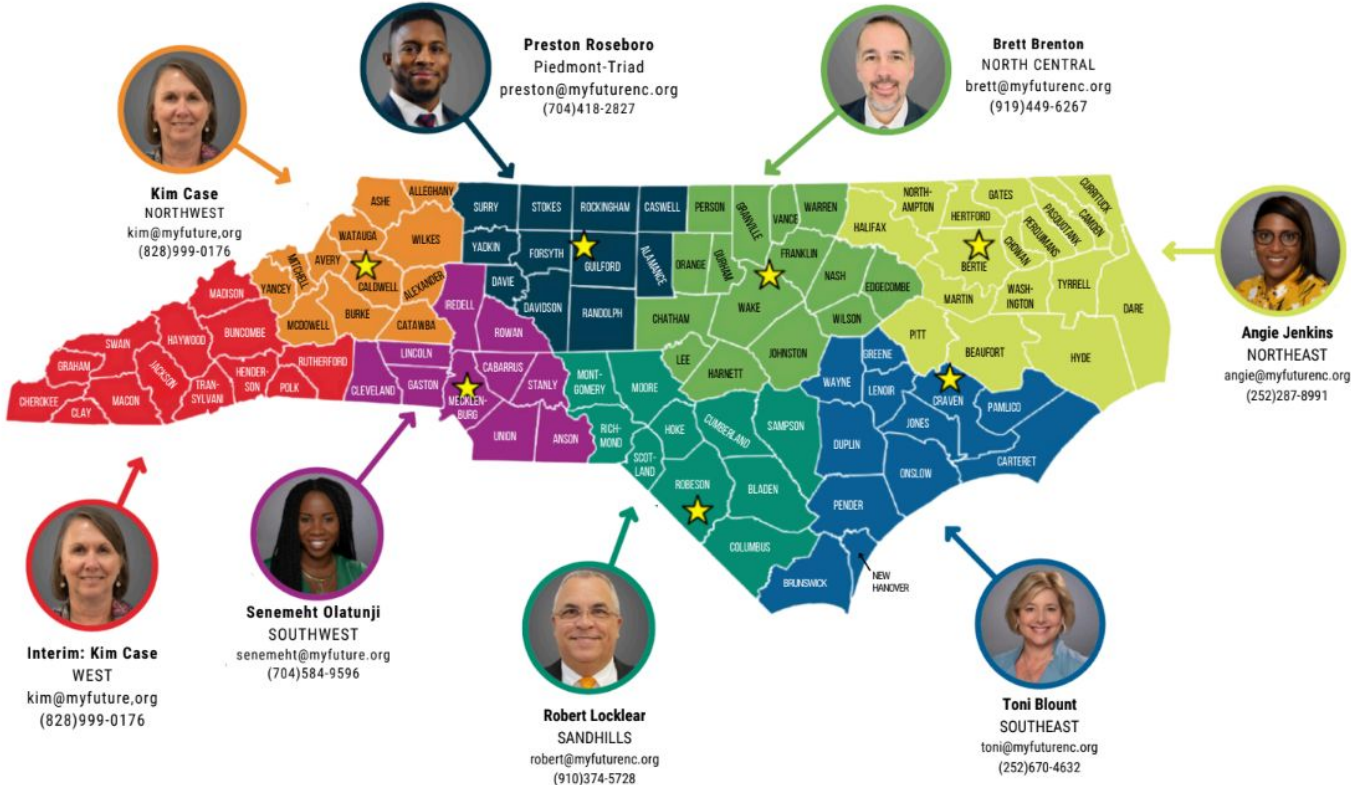
State-Led | Locally Owned and Driven

Local Educational Attainment Engagement to Workforce Continuum

Goal: For every county to collectively and collaboratively adopt a local attainment goal, put a plan in place, and execute the plan to ultimately increase educational attainment in all 100 counties.

myFutureNC has identified an [education-to-workforce continuum](#) for the purpose of standardizing language about the state of educational attainment across all 100 North Carolina counties, and to provide local and regional leaders a self-assessment tool designed to help raise awareness and advance their work.

How does myFutureNC support local educational attainment work?



<https://qrco.de/RIMS>

myFutureNC 2024 Attainment Profiles

North Carolina

myFutureNC 2024 Attainment Profiles

2030 NC Degree Attainment Goal: 2 million

Local Education Agencies: 115
Charter Schools: 706

Alamance County

myFutureNC 2024 Attainment Profiles

2030 Proposed Alamance County Attainment Goal: 25,925 (54%)

2030 NC Degree Attainment Goal: 2 million

Greensboro Prosperity Zone Sub-Region
Peer County Type: Suburban
Local Education Agencies: 1
Charter Schools: 4

Educational Attainment
North Carolina residents ages 25-64

No Degree: 42.6%
High School Graduate: 57.4%

Population Spotlight
2020 Census: 10,436,414
2022 Estimate: 10,698,973
Change: 252,559

Growth Rate
2.9% County vs 2.5% State

\$58,847 Median Household Income (2021)
State: \$61,997

66% Home Owners (2021)
State: 67%

19.1% Child Poverty Rate (2021)
State: 17.2%

11.9% Opportunity Youth Rate (2021)
State: 12.1%

73% Households with Broadband (2021)
State: 77%

3.7% Unemployment Rate (2022)
State: 3.7%

Educational Attainment
Alamance County residents ages 25-64, 2022

No Degree: 52.3%
High School Graduate: 47.7%

11% Less than high school
27% High school graduate (including GED)
14% Some college, no credits
7% Associate degree
11% Bachelor's degree
21% Graduate or professional degree
8% Note: Numbers may not add up to 100% due to rounding

Top Opportunities for Growth
These three areas represent the biggest opportunities for North Carolina to improve future attainment outcomes.

Promising Attainment Pract
The new Promising Attainment Pract directly address various components across the state who are developing o

Follow link to discover how
<https://dashboard.myfuture.org>

In North Carolina:
82.3% of postsecondary degrees and credentials conferred by regional institutions are aligned with labor market needs.

Promising Attainment Practices
The new Promising Attainment Practices Database is a curated, searchable, and filterable collection of about 230 county, region, and state-level initiatives and programs that directly address various components of the state's attainment challenge. The Database allows local and regional initiative leaders and other stakeholders to identify groups across the state who are developing or operating initiatives designed to boost attainment.

Follow link to discover how Alamance County has been meeting local needs:
https://dashboard.myfuturenc.org/promising-attainment-practices/?wdt_search=Alamance

In Greensboro Prosperity Zone Sub-Region:
83.7% of postsecondary degrees and credentials conferred by regional institutions are aligned with labor market needs.

UNC System College Enrollment Curriculum

NC Community College Enrollment Curriculum

Top 3 Five-Star Jobs

First-time Curriculum Enrollments

Basic Skills

Top 3 Employers in Alamance County

UNC and NC Community College Outcomes:
8,468 graduates in 2020
73% of 2016 graduates were employed in NC in Fall 2022
\$41,353 annual average earnings of graduates employed in NC (includes both part-time and full-time jobs)

49% of adults in Alamance County earned a family sustaining wage, 2021

Alamance County is served by:
Piedmont Triad Regional Workforce Development Board
Piedmont Triad Council of Governments

CAROLINA DEMOGRAPHY

myFUTURENC
2 million by 2030

John H. Stoltz
2023

UNC LEARNING PARTNERSHIP CENTER

COUNTY ATTAINMENT PROFILES

3rd Edition

SUPPLEMENTAL PROFILES

NEW!

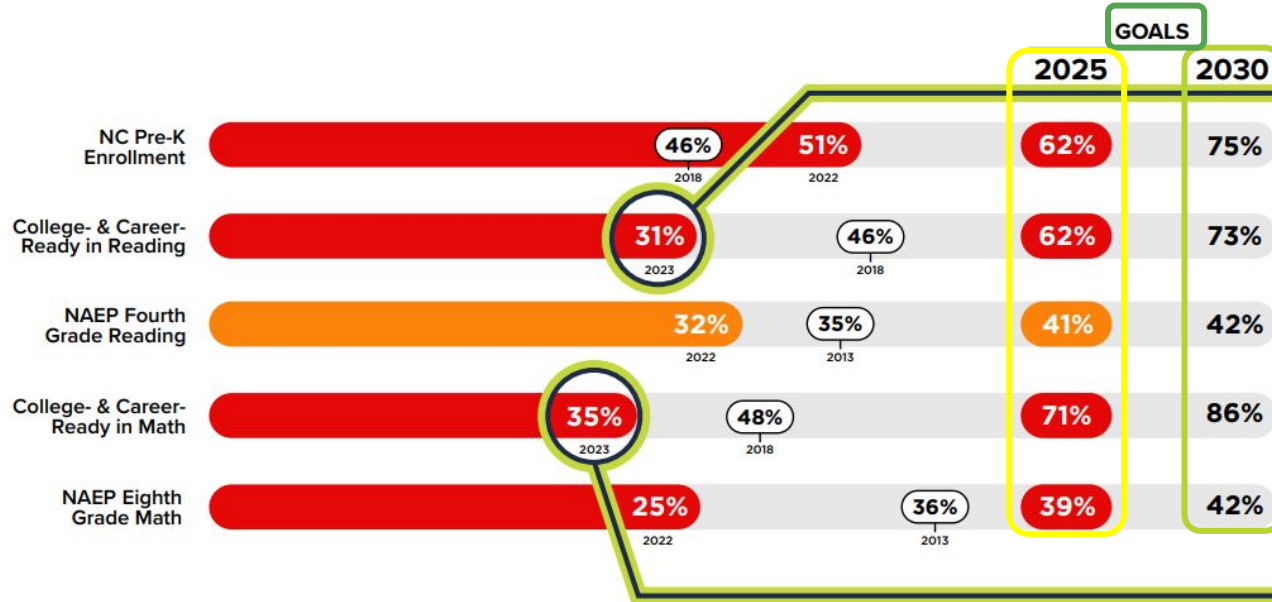
- City/District School Profiles
- Charter School Profiles
- Regional Profiles
 - Prosperity Zone (PZ)
 - Workforce Development Board (WDB)
 - Council of Government (COG)



myFutureNC Key Performance Indicators

Trends in Academic Readiness

KEY: ● MET/EXCEEDED 2025 GOAL ● 1%-5% AWAY FROM 2025 GOAL ● 6%-10% AWAY FROM 2025 GOAL ● 11%+ AWAY FROM 2025 GOAL



READING DEMOGRAPHIC DISPARITIES

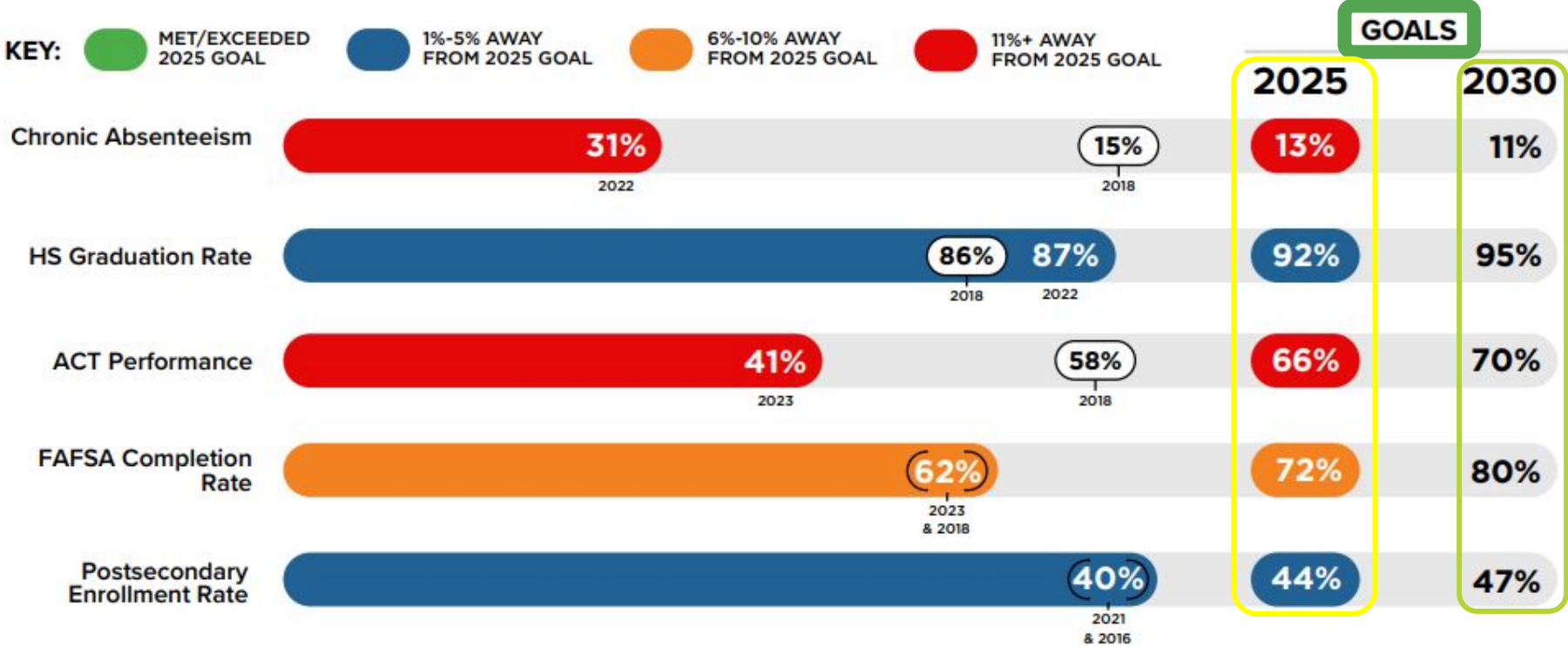
- ▶ Black: 17%
- ▶ Hispanic: 19%
- ▶ American Indian: 18%
- ▶ Economically Disadvantaged: 18%

MATH DEMOGRAPHIC DISPARITIES

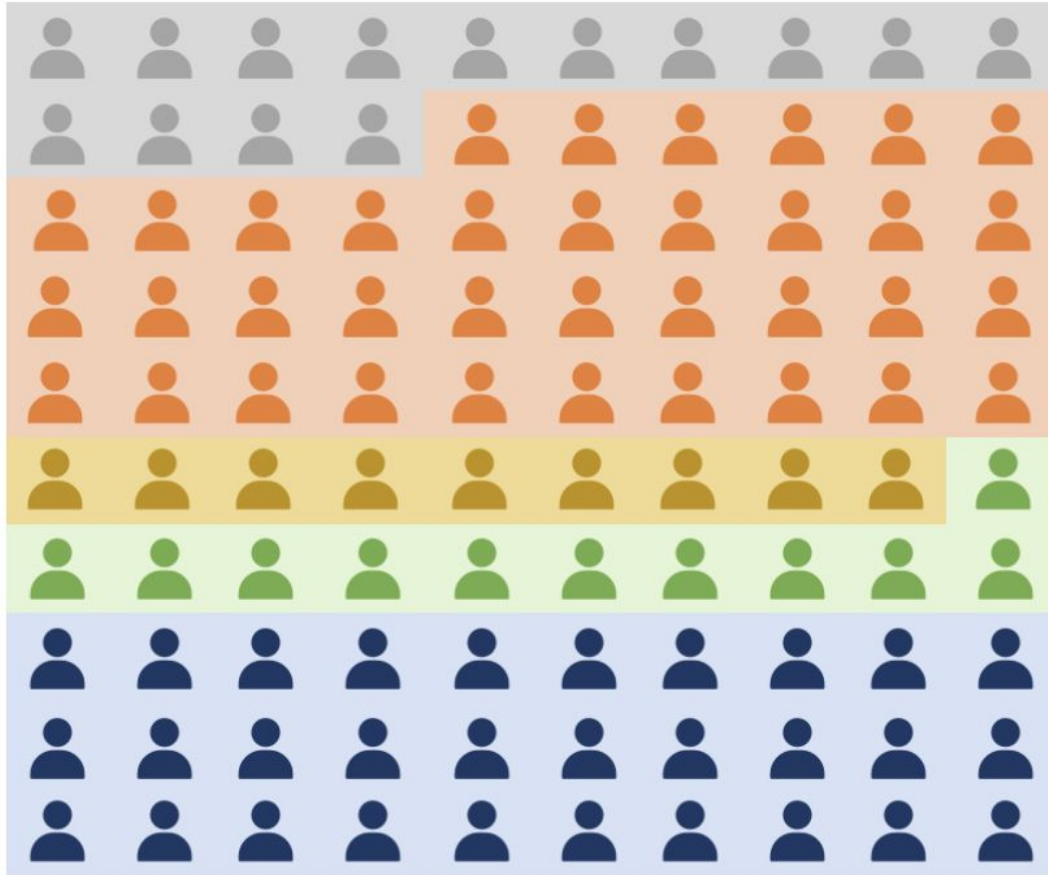
- ▶ Black: 16%
- ▶ Hispanic: 24%
- ▶ American Indian: 21%
- ▶ Economically Disadvantaged: 21%

myFutureNC Key Performance Indicators

Trends in College & Career Access



The Problem: A Leaky Education Pipeline



14 did not graduate high school within 4 years

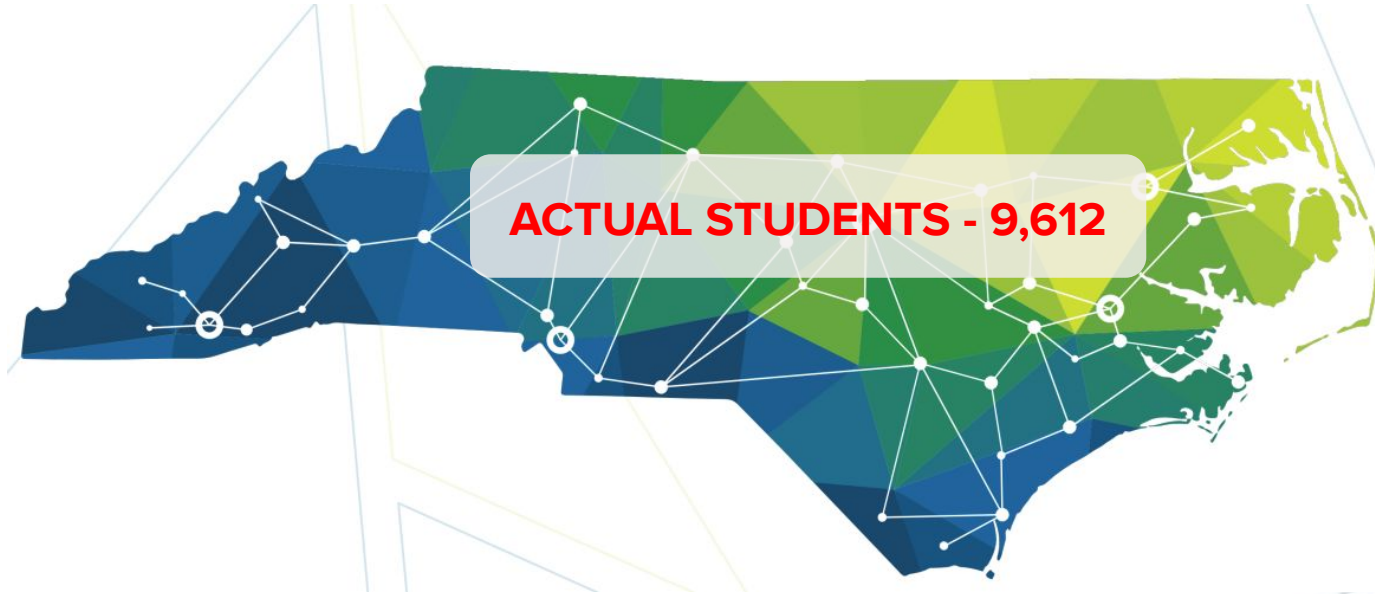
36 did not enroll in a postsecondary institution within 12 months

9 did not persist into second year

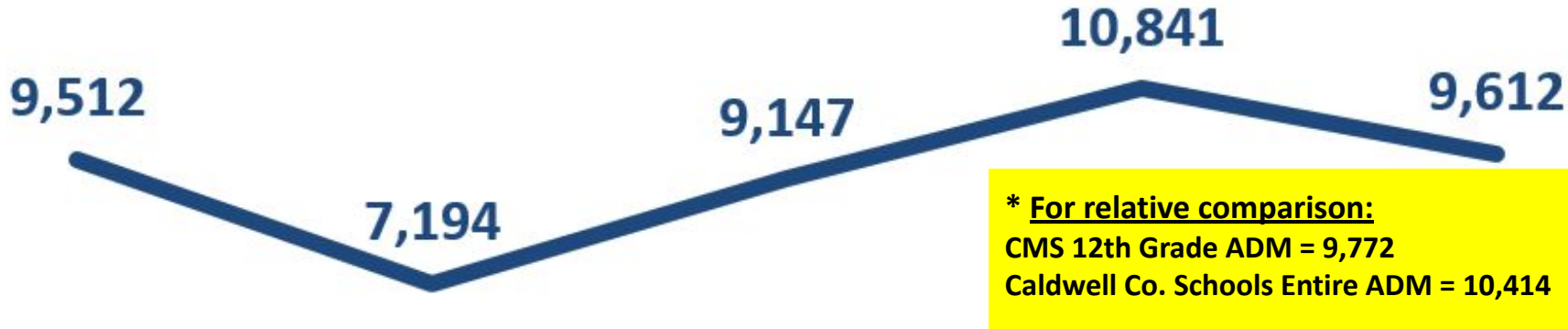
11 did not earn a degree or credential within 6 years

Only **30** out of the **100** North Carolina 9th graders earn a degree or certificate within **6** years of graduating high school.

Leak 1A: High School Dropouts



On average, 9,000 high school students dropped out each year



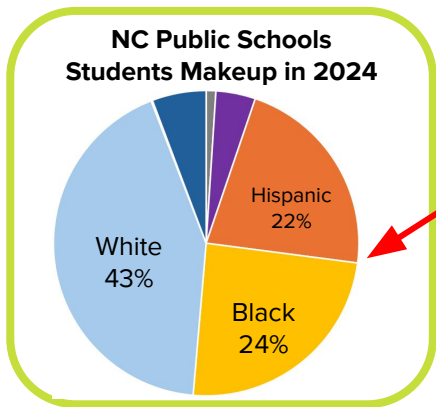
2018-19

2019-20

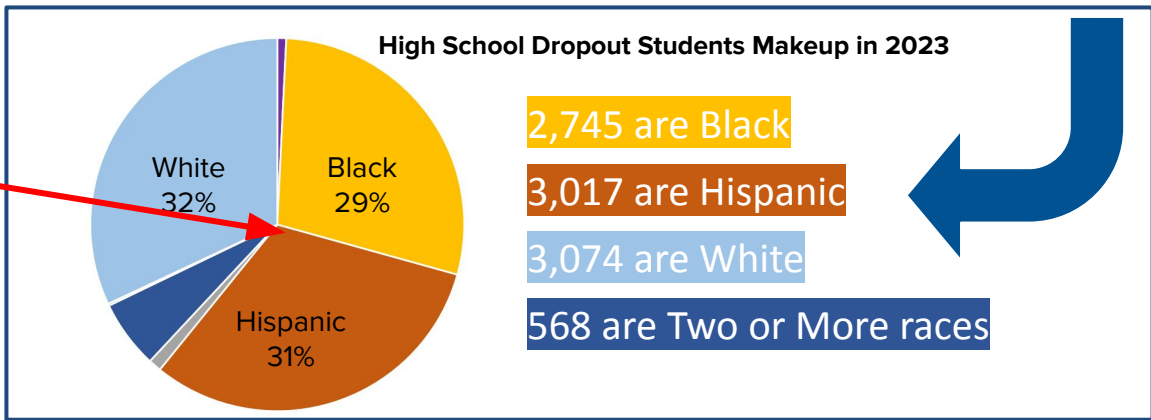
2020-21

2021-22

2022-23



Disproportionate % of Hispanic and Black Dropouts



- 2,745 are Black
- 3,017 are Hispanic
- 3,074 are White
- 568 are Two or More races

Leak 1B: On-Time Graduation



13% do not complete high school on time - 16,311



ACTUAL STUDENTS - 16,311

16,311 Seniors Did NOT Graduate On Time in 2023 (86.5% graduation rate)

13,957 Seniors Did NOT Graduate in 5 years (87.7% graduation rate)

2023 On-Time HS Graduation Rate



86.5%

All Students

16,311 did not graduate on time



81.1%

Hispanic

4,546 did not graduate on time



67.1%

Homeless

1,426 did not graduate on time



66.1%

English Learners

2,621 did not graduate on time



53.4%

Foster Care

355 did not graduate on time

2014-2023 On-Time HS Graduation Rate Range



83.9% - 87.6%



77.4% - 81.7%



67.1% - 72.3%

**(2017-2023)*



51.7% - 71.4%



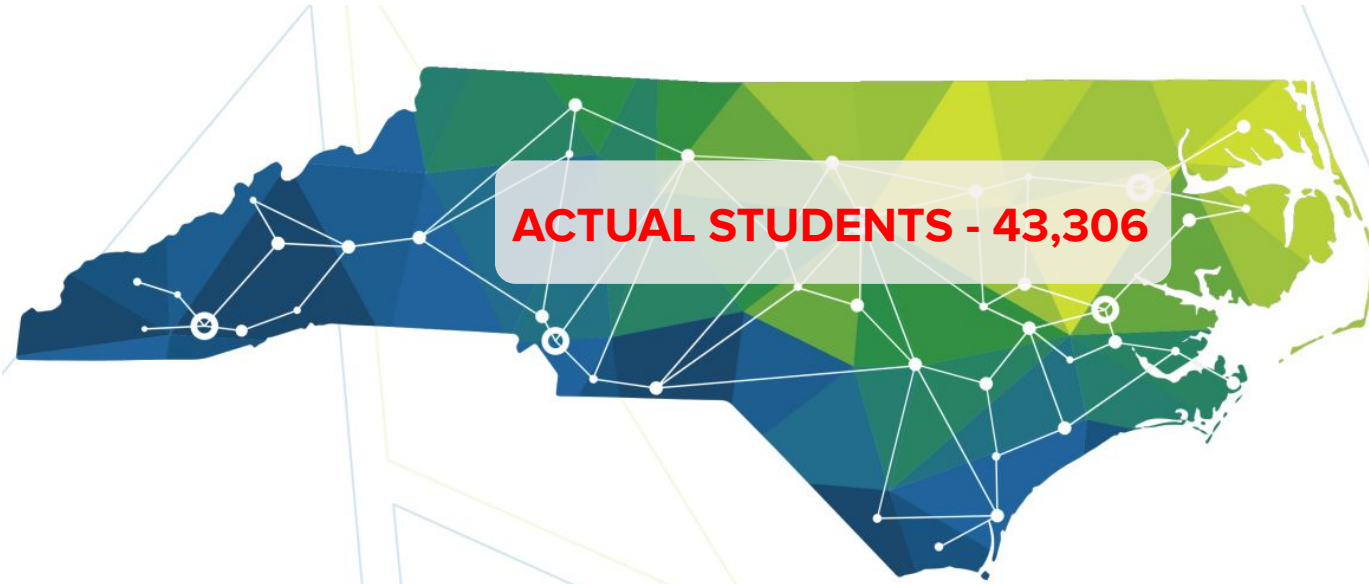
52.7% - 73.4%

**(2018-2023)*

Leak 2: Postsecondary Enrollment

37%

of graduating seniors do not transition to postsecondary programs within 12 months - 43,306



ACTUAL STUDENTS - 43,306

Financial Aid Opportunities for NC Students

- Research suggests **88% of students who complete the FAFSA are likely to enroll** in college on time.
- **FAFSA is the first step to ALL Financial Aid**, and with the [Next NC Scholarship](#):
 - Income of <\$80,000 = \$3,000/year+, covering **all CC** tuition and fees.
 - [UNC](#) bound students = \$5,000/year+, covering 50%+ in tuition and fees.
- Students attending an [NCICU](#) institution may qualify for a [need-based scholarship](#).

FAFSA Completion Rate - Down 16.7% Year-Over-Year



FAFSA Tracker Overview



Completion Rate as of 5/24/2024



School Count

634

Senior Count

102.5K

▲ 1.6% vs PY

Submissions

45,736

▼ 15.0% vs PY

Completions

42,507

▼ 15.4% vs PY

Students of Color

53.7%

Econ. Disadv.

46.6%

Est. Pell Grants

\$80.6M

- **7,738 fewer students** have completed the FAFSA compared to this time last year.
- Research suggests 88% of students who complete the FAFSA are likely to enroll in college on time. Using this information:
 - 2024 current completion rate: 41.5% = ~37k students enrolling
 - 2024 projected completion rate: 50% = ~45k students enrolling
 - 2023 completion rate: 62% = ~56k students enrolling

*The difference = potentially **11,000-19,000 students NOT enrolling in college***


2024 FAFSA Sprint Pilots & Summit

in partnership with NCDPI, CFNC, GEAR UP NC & myFutureNC

- **37 pilot school districts** working to increase FAFSA completion rates
- **Northwest Regional Pilot** (14 districts, workforce boards, postsecondary public and private partners, Juntos, CFNC and mFNC) partnering for the 2024-2025 year

 **10 of 37 PILOT DISTRICTS** above the state 41.5% completion rate

Bertie, Caldwell, Columbus, Edenton-Chowan, Halifax, Kannapolis, Madison, Martin, Pitt, Rockingham

 **4 of 37 PILOT DISTRICTS** have more students year-over-year who completed the FAFSA to date.

Bertie, Columbus,
Edenton-Chowan,
Madison

FINANCIAL AID SUMMIT

FINANCIAL AID SUMMIT

UNLOCK THE OPPORTUNITIES

myFutureNC is partnering with [NCSEAA](#) and [GEAR UP NC](#) to host the 2nd annual [NC Financial Aid Summit](#) for more than 350 attendees with [participants](#) representing colleges, financial aid organizations, and NC school districts/charter schools.

2024 Financial Aid Summit will be held June 26-27, 2024



Leak 5: Labor Market Alignment





The North Carolina Workforce Credentials Advisory Council has worked to **identify non-degree credentials offered throughout the state that are industry-valued** (lead to high-demand, high-growth jobs that pay family-sustaining wages).



Industry-Valued Credential Alignment

How students in North Carolina traditional schools are doing:

- **53%** of eligible 4-year-olds **enrolled in NC Pre-K program**; 10,914 more needed to meet state goal of **75%**. 2023
- **30%** of 3-8 graders are earning college-and-career-ready scores (level 4 or 5) in **reading**; 348,284 more needed to meet state goal of **73%**. 2023
- **35%** of 3-8 graders are earning college-and-career-ready scores (level 4 or 5) in **math**; 319,895 more needed to meet state goal of **86%**. 2023
- **87%** of 9th graders **graduate within four years**; 9,285 more needed to meet state goal of **95%**. 2023
- **27%** of students are **chronically absent from school**; 238,382 less needed to meet state goal of **11%**. 2023



North Carolina has a **student-to-school counselor ratio** of **316:1**. 2023

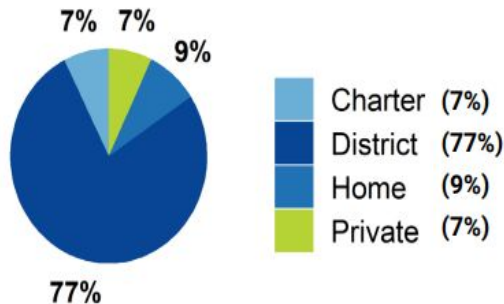


2% of students **drop out of high school** (9,531 total students). 2023

School Choice

1,778,322 total students were enrolled in K-12 in North Carolina in the 2022-23 school year.

Note: This profile focuses on outcomes of students enrolled in district schools.



Access to Postsecondary Credits

Students in North Carolina completed **325,307 Career & Technical Education (CTE) credentials (65,583 (20%) were industry-valued credentials) and 67,142 concentrations** in 2023. The top three CTE concentrations completed include Health Science; Human Services; and Agricultural, Food, & Natural Resources.



69,386 high school students took at least one **AP test (16%) (2023)**.



36,251 high school students participated in **Career & College Promise programs (36%) (2023)**.

*my*FUTURENC
2 million by 2030



Policy and Advocacy

2024 myFutureNC POLICY PRIORITIES



myFutureNC promotes the work of all sectors and helps find and fill gaps to drive educational access and attainment outcomes that align with and fulfill employer needs.

Partnered with the North Carolina Department of Public Instruction and the State Board of Education’s call for **Career Development Plans**, which was **included in the state’s 2023 budget**, including recurring funding for **NCCareers.org**.

Policy Solutions

	ON-TIME ENROLLMENT AND PERSISTENCE	ADULT LEARNER ENROLLMENT AND PERSISTENCE	LABOR MARKET ALIGNMENT
NC WORKFORCE CREDENTIALS <ul style="list-style-type: none"> • \$10M+ recurring for student financial aid ▶ Financial support for students pursuing industry-valued credentials and outreach to boost enrollment in such programs. • \$350K recurring to NC Commerce for 2 FTEs ▶ Alignment and strengthened efforts between the NC Workforce Credentials Advisory Council, NC Commerce, NCWorks, education sectors, and employers. ▶ Improved tracking of certification/licensure attainment. 	✓	✓	✓
	✓	✓	✓
			✓
ACCESS, PERSISTENCE & COMPLETION <ul style="list-style-type: none"> ▶ Targeted financial aid provided to all postsecondary students who face unexpected emergencies—such as medical bills, car repairs, and loss of childcare—that might otherwise prevent them from finishing their coursework. • \$8.5M recurring to UNC for Completion Assistance Grants • \$6M recurring to NCICU for persistence supports 	✓	✓	
LOCAL/REGIONAL TECHNICAL ASSISTANCE <ul style="list-style-type: none"> • \$5M recurring for Technical Assistance Grants ▶ Funding for community technical assistance grants to increase educational attainment through support for cross-sector collaborations that leverage local leadership, existing initiatives and partnerships, and innovative new approaches. 	✓	✓	✓
PARTNER SUPPORT ITEMS <ul style="list-style-type: none"> ▶ Early foundations for success, including NC Pre-K and Science of Reading implementation. ▶ High-quality implementation of Career Development Plans integrated through NCCareers.org. 	✓	✓	
	✓		✓



NC STATE BOARD OF EDUCATION STRATEGIC PLAN

Goal I: Eliminate

Opportunity Gaps by 2027

CALL TO ACTION:

1 EVERY SCHOOL BOARD (LEAs & Charters) ADOPT LOCAL ATTAINMENT GOAL, & CREATE AND IMPLEMENT PLAN TO INCREASE ATTAINMENT

2 INCENTIVIZE ALIGNMENT WITH NC WORKFORCE CREDENTIALS

3 STATE, LEAs & CHARTERS ADOPT GOALS and MEASURE PROGRESS for % of students taking college level courses & ALL myFutureNC K12 KEY PERFORMANCE INDICATORS, including ACHIEVING GOALS AMONG ALL SUBGROUPS (2030 Goal for ALL students = 95% on-time graduation).

#2Millionby2030

Commit to increasing attainment with us!



Any questions?

Cecilia Holden

cecilia@myfuturenc.org

919-605-8418