

A photograph of two students walking on a school path. The student on the left is a young Black male with dreadlocks, wearing a red t-shirt with a graphic and a backpack. The student on the right is a young white male with dark hair, wearing a dark blue zip-up jacket and a backpack. They are walking towards the right. In the background, other students and trees are visible, slightly out of focus. A semi-transparent blue box is overlaid on the right side of the image, containing the title and author information.

Summary Discipline Data

Paul G. Walker, Ed.D, Senior Director
Student Due Process and Alternative Education



WAKE COUNTY
PUBLIC SCHOOL SYSTEM

Behavioral Health

Social &
Emotional
Learning (SEL)

Mental Health

Behavior

Students and staff are empowered individually and collectively to develop and apply the knowledge, skills, and dispositions for overall well-being and resilience.

2023- 2024 Discipline Data Overview



- 95% of students in our district were not suspended
- 53% of all suspensions were students who are Black
- 4,154 individual students who are Black were suspended
- 38.1% of all suspensions were students with disabilities
- 2,337 individual students with disabilities were suspended

Strategic Plan Connections



WCPSS STRATEGIC PLAN FRAMEWORK (FINAL)

Approved in Oct 2022

Vision: All Wake County Public School System students will be prepared to reach their full potential and lead productive lives in a complex and changing world.

Mission: Wake County Public School System will provide a relevant and engaging education and will graduate students who are collaborative, creative, effective communicators and critical thinkers.

Core Beliefs

- Meaningful learning every day
- Eliminate gaps
- Well-supported staff
- Improvement and innovation
- Diverse school community
- Partnership
- Learning environments

STRATEGIC PRIORITIES



ESSENTIAL PILLARS

2023-2024 Snapshot of Suspensions



**WAKE COUNTY
PUBLIC SCHOOL SYSTEM**

2023-2024 SUSPENSION SUMMARY

DISTRICT-WIDE

95% OF STUDENTS NOT ASSIGNED OSS

LOW SHORT-TERM SUSPENSION RATE AMONG FIVE LARGEST DISTRICTS IN NC

12,775
SUSPENSIONS

BLACK STUDENTS

53% OF ALL SUSPENSIONS INVOLVED BLACK STUDENTS.

12.2% OF ALL ENROLLED BLACK STUDENTS WERE SUSPENDED

7,312 SUSPENSIONS OF BLACK STUDENTS

4%
DECREASE IN SUSPENSIONS FROM 22-23

4,154 INDIVIDUAL BLACK STUDENTS WERE SUSPENDED

7,831
INDIVIDUAL STUDENTS SUSPENDED

STUDENTS WITH DISABILITIES

38.1% OF ALL SUSPENSIONS INVOLVED STUDENTS WITH DISABILITIES

11.4% OF ALL ENROLLED STUDENTS WITH DISABILITIES WERE SUSPENDED

4,874 SUSPENSIONS OF STUDENTS WITH DISABILITIES

2,337 INDIVIDUAL STUDENTS WITH DISABILITIES WERE SUSPENDED

4.9%
OF ALL ENROLLED STUDENTS WERE SUSPENDED



**WAKE COUNTY
PUBLIC SCHOOL SYSTEM**

2023-2024 Suspensions by Race and Student Groups



As compared to enrollment, the following student groups show statistically significant disproportionality as compared to their enrollment percentage:

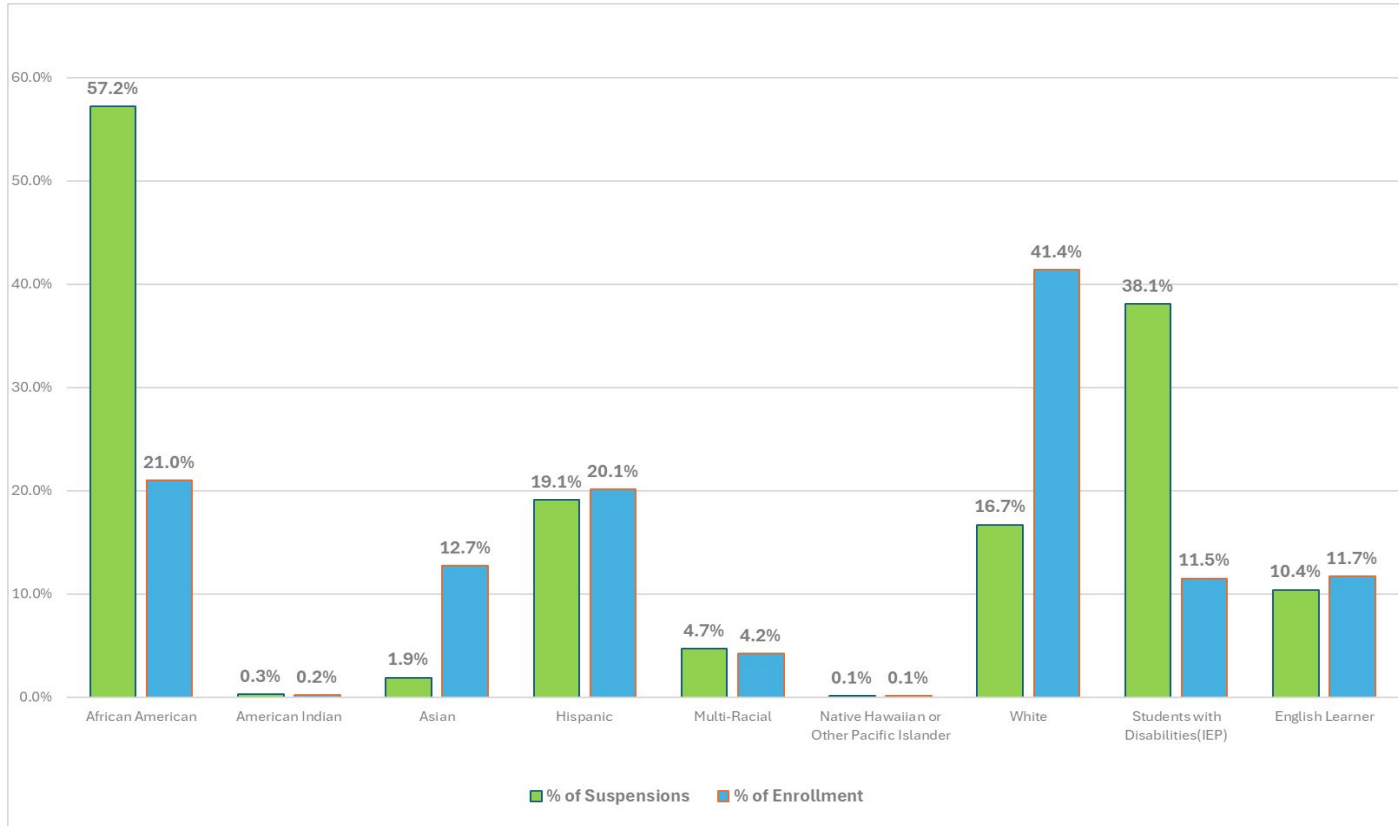
- Students who are Black (21.2% of WCPSS enrollment) - 57.2% of all suspension incidents
- Students with disabilities (11.4% of WCPSS enrollment) - 38.1% of all suspension incidents

These data remind us to also monitor the following groups that show disproportionality, though less significant statistically:

- Students who are American Indian
- Students who are English Learners
- Students who are Multi-racial
- Students who are Native Hawaiian or Pacific Islander



Out of School Suspensions by Race compared to Enrollment 2023-2024





	Total Enrollment	Total Short-Term Suspnsions	Short Term Suspension Rate per 1000
North Carolina	1,503,647	247,454	164.57
Wake County	157,847	13,193	83.58
Charlotte Mecklenberg	140,437	22,724	161.81
Guilford	66,817	8,695	130.13
Cumberland	48,300	10,664	220.79
Johnston	36,708	5,479	149.26



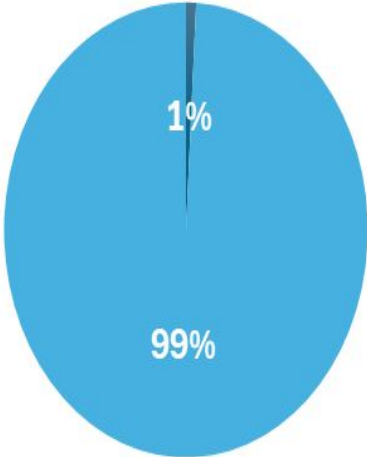
Comparison of Five Largest Districts and NC

2022-2023

Five-Year Averages of Exclusionary Actions: 2019-2020 to 2023-2024

- **3.5 %** of total WCPSS enrolled students were assigned out-of-school suspensions (OSS)
- **6.9 %** of total WCPSS enrolled students were assigned in-school suspensions (ISS)
- **0.9 %** of total WCPSS enrolled students were assigned to an Alternative Learning Center (ALC) placement


Five-Year Average: Exclusionary Actions 2019-2020 to 2023-2024



■ % of Total Enrollment Assigned Alternative Learning Center
■ % of Enrollment Not Assigned Alternative Learning Center



■ % of Total Enrollment Assigned In-School Suspension
■ % of Enrollment Not Assigned In-School Suspension



■ % of Total Enrollment Assigned Out of School Suspension
■ % of Enrollment Not Assigned Out of School Suspension

Five-Year Trends 2019-2020 to 2023-2024



School Year Action Assigned	Alternative Learning Center	In-School Suspension	Short-Term Suspension	Long-Term Suspension	Recommendations for Long-Term Suspension
2019-2020	1,016	9,233	6,822	3	911
2020-2021	76	613	647	2	20
2021-2022	1,392	12,478	11,355	1	1,440
2022-2023	1,879	16,262	13,193	7	1,678
2023-2024	2,980	16,237	12,775	10	1,628

Five-Year Comparison of Suspensions for Students with Disabilities 2019-2020 to 2023-2024



School Year Action Assigned	Total Students Suspended	Students Suspended with IEPs	% of Enrollment of Students with IEPs	% of Students Suspended with IEPs
2019-2020	4,590	2,789	7.7	60.7%
2020-2021	524	235	1.3	44.80%
2021-2022	6,915	2,195	11.7	31.7%
2022-2023	7,933	2,308	10.9	29.1%
2023-2024	7,831	2,337	11.5	29.8%

Five-Year Trend of Out of School Suspension- Recidivism: 2019-2020 to 2023-2024



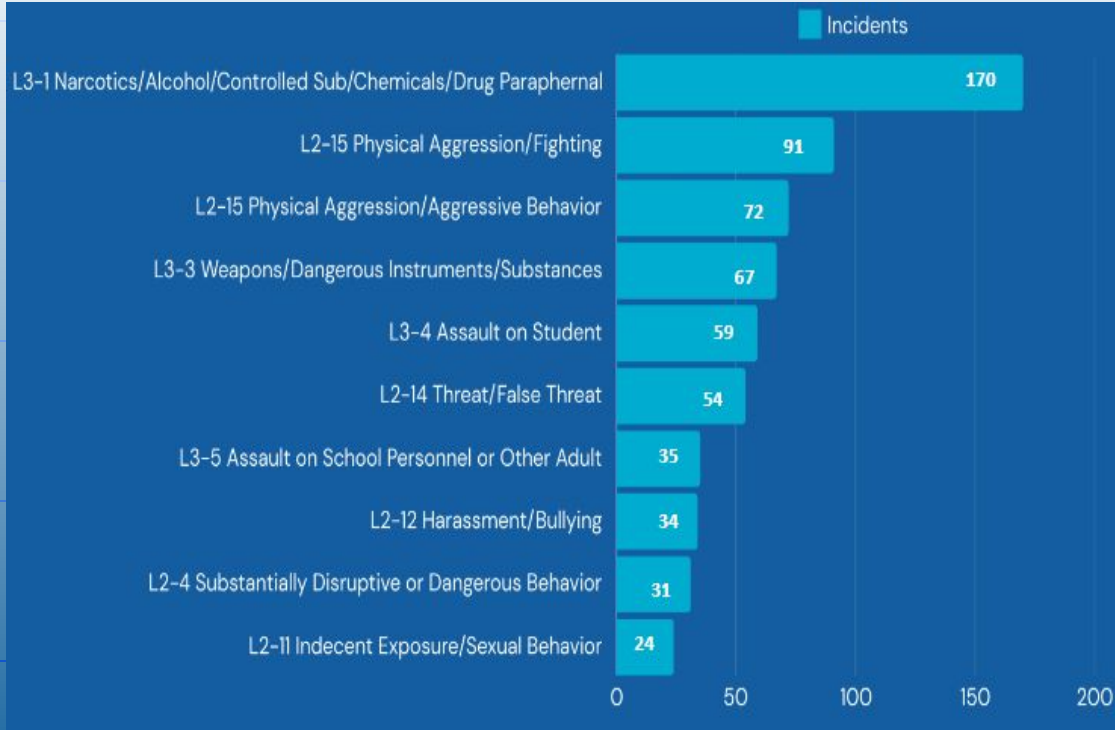
Suspensions	Students	% of Total Suspensions
1	8201	46.0%
2-10	8727	49.0%
11-20	679	3.8%
21-30	149	0.8%
31-40	42	0.2%
41-50	7	0.04%
51-60	2	0.0%
65+	2	0.0%
Total	17809	100.0%



2023-2024 Incidents Involving Juvenile Petitions by Level

WCPSS addressed 91,508 behavior incidents and referred 957 to Law Enforcement for Action





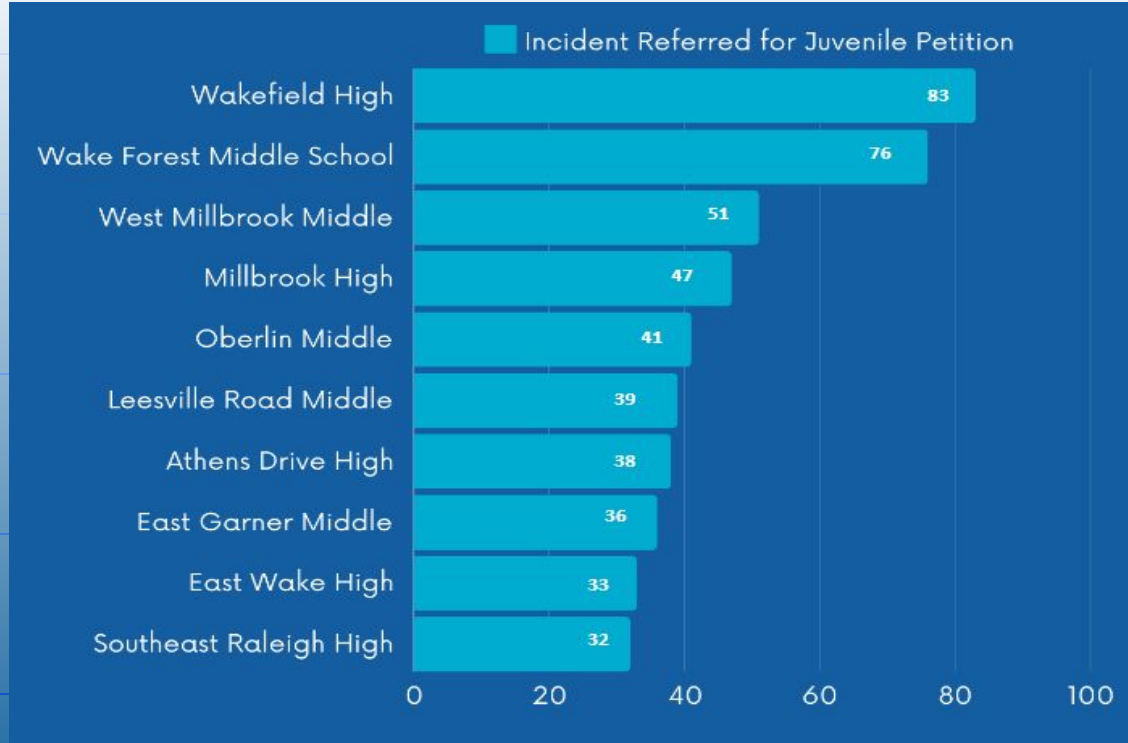
2023-2024 Top 10 Offenses

Schools referred incidents to Law Enforcement based on incident levels of Major or Critical



Schools with Highest Referrals to Law Enforcement

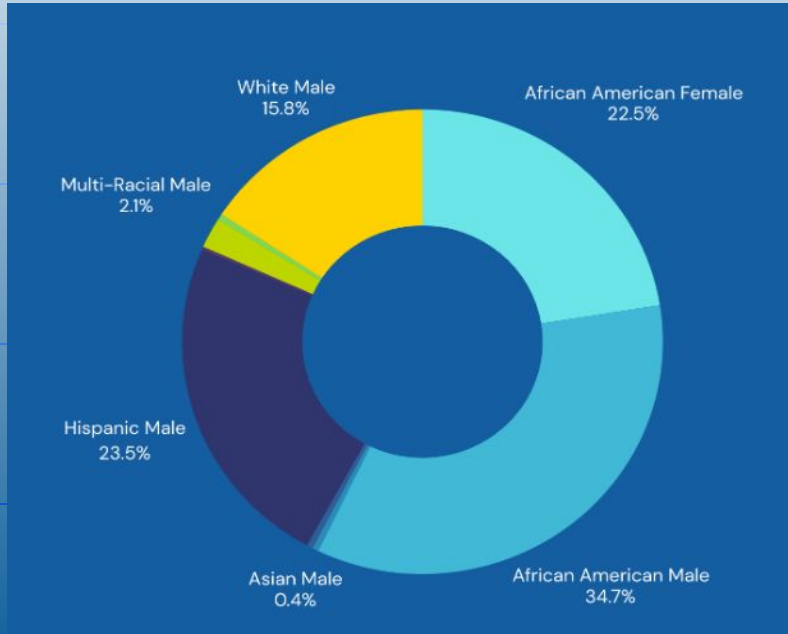
24.2% of Wake schools have referred incidents to Law Enforcement for Action



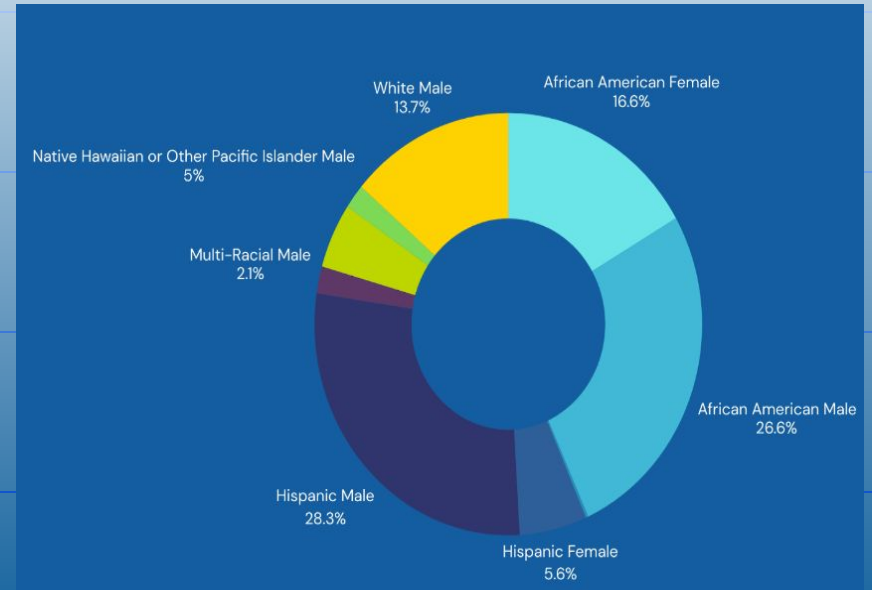
Offenses Referred to Law Enforcement by Level



Middle School by Race and Gender



High School Incidents by Race and Gender



WHAT   
STARTS
 HERE
CHANGES
 EVERYTHING.



WAKE COUNTY
PUBLIC SCHOOL SYSTEM