



Currituck

School Nutrition

County




Services Available

- Reimbursable Meals
 - Breakfast
 - Lunch
- A La Carte Sales
 - Ice Cream
 - Chips
 - Cookies
 - Extra Main or Sides
- Catering (within the District only)





Farm to School Opportunity



○ USDA Farm to School

- Apples
- Pears
- Strawberries
- Blueberries
- Carolina Gold Brown Rice

○ Working Landscapes Partnership

- Zucchini and Squash
- Butternut Squash
- Cabbage
- Sweet Potato Fries




How is School Nutrition Funded?



- Funds are received only when a student receives a reimbursable meal. The rates are based on the approved Family Meal Status.
- A la carte sales
- Catering (district only)
- USDA Food Commodity



Data Points



**Reimbursable
Breakfast Price**

\$1.50

Families approved for Free or Reduced eat at no cost

**Reimbursable
Lunch Price**

- Elementary: \$3.00
- Secondary: \$3.25

A la Carte

Ranges from
\$1.00 - \$4.50

Account must in the positive
to purchase a la carte items

**Elem. Schools
Meal Debt**

\$8,383.16

**Middle Schools
Meal Debt**

\$7,366.24

**High Schools
Meal Debt**

\$11,488.01

Students are never denied a meal and receive a full reimbursable meal if they do need to charge

Reimbursement Rates

Breakfast

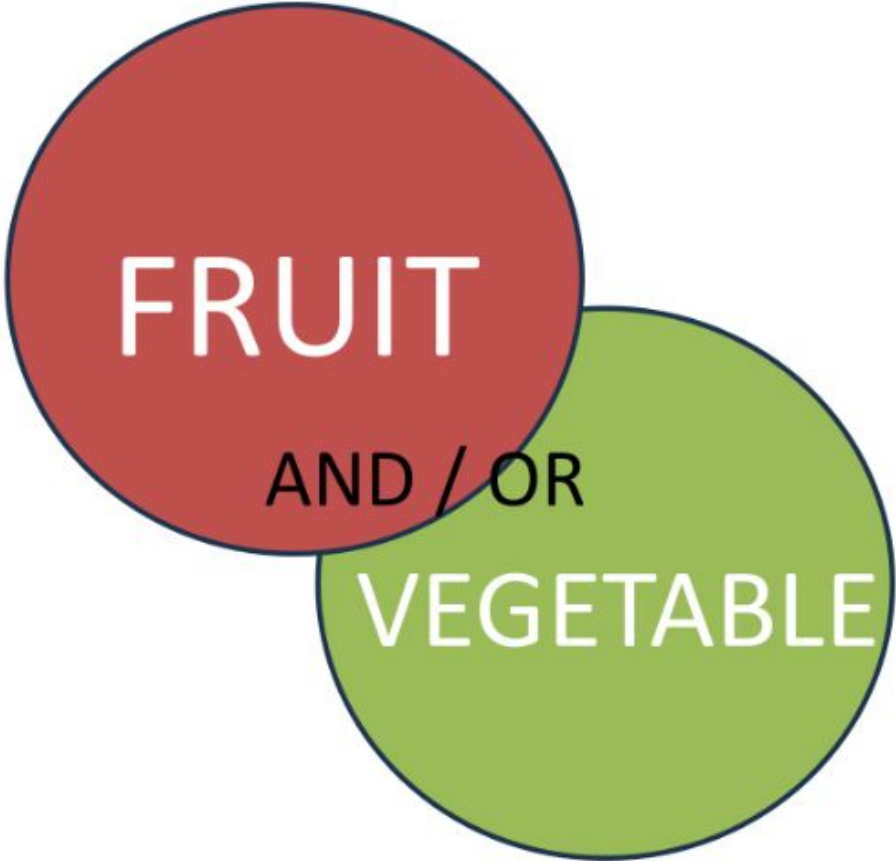
Paid Rate	\$0.39
Reduced Rate	\$2.54
Free Rate	\$2.84

Lunch

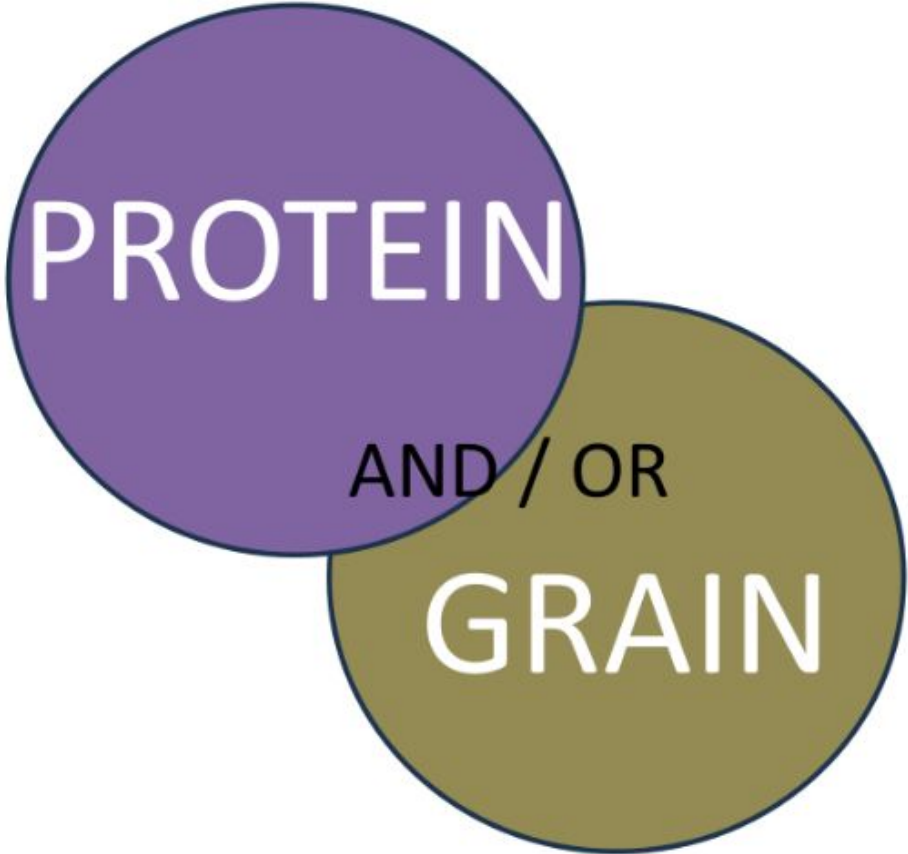
Paid Rate	\$0.51
Reduced Rate	\$4.12
Free Rate	\$4.52

What is a Reimbursable BREAKFAST?

SELECT **3**
<AT LEAST>
FOOD ITEMS
MAY HAVE ALL



MAX 2



MAX 2




MAX 1

MUST INCLUDE AT LEAST 1



What is a Reimbursable LUNCH?

SELECT **3**
<AT LEAST>
FOOD ITEMS
MAY HAVE ALL



ELEMENTARY = MAX 1
SECONDARY = MAX 2



MAX 2



MAX 1



MAX 1



MAX 1

MUST INCLUDE AT LEAST 1



AND / OR



What determines if a student qualifies as Free or Reduced?

Students who are eligible for free meals have a household income that is at or below 130% of the federal poverty level.

Ex. Family of 3 Annual Income equal to or less than \$33,566.

Students who are eligible for reduced meals have a household income that is at or below 185% of the federal poverty level.

Ex. Family of 3 Annual Income equal to or less than \$47,767

Direct Certified students are those that are currently receiving benefits from the Department of Social Services. We automatically pull data once or twice a month. Applications are not required for our Direct Certified students.



Free – Reduced Percentages

ELEMENTARY SCHOOLS

- CES: 45.28%
- JES: 60.65%
- SES: 35.56%
- KIES: 41.57%
- MES: 20.78%
- GES: 61.66%

AS OF 02-18-25

A yellow pencil with a black eraser and a sharpened lead tip, positioned diagonally on the left side of the slide.

Free – Reduced Percentages

MIDDLE SCHOOLS

- CCMS: 48.62%
- MMS: 28.90%

AS OF 02-18-25



Free – Reduced Percentages

HIGH SCHOOLS

- CCHS: 33.24%
- JPKEC: 21.56%

AS OF 02-18-25



Free – Reduced Percentages

DISTRICT WIDE 35.40%

Approved by Application = 8.56%


Approved by Direct Certification = 26.86%

Denied by Application = 6.21%

No Application on file = 58.38%

AS OF 02-18-25

This is the actual percentage not
the average percentage



Currituck School Nutrition



Online Meal Application

www.LinqConnect.com

Family Meal
Applications are
accepted all
school year.



The Currituck School Nutrition Staff would like to thank the parents, staff, and especially our students for allowing us to serve them.

Contact Information

Angela Rodriguez, REHS, SNS

School Nutrition Director

arodriguez@currituck.k12.nc.us

252-232-2223 ext. 1024

www.currituckschoolmeals.com

**Navigating Achievement,
One Meal At A Time.**



Currituck School Nutrition