

# Policy Amendment to LICN-003 edTPA Cut Scores

*June 2025 SBE Meeting*



**NORTH CAROLINA**  
State Board of Education  
Department of Public Instruction

# § 115C-269.25 (g) Pedagogy Assessment

*Pedagogy Assessment. – EPPs shall require, in addition to a content assessment, a nationally normed and valid pedagogy assessment to determine clinical practice performance. Passing scores and mastery criteria shall be determined by the State Board.*

\*As of September 1, 2019, the edTPA and PPAT became consequential to fulfill the pedagogy assessment as stated in the statute above.



# Summary of Cut Scores for edTPA

<b>edTPA Rubrics</b>	<b>13</b>	<b>15</b>	<b>18</b>
<b>Subject Areas</b>	World, Classical Languages	All Other Licensure Areas	Elementary Math/Reading (combined)
<b>Pearson Recommended Cut Scores</b>	36	39-42	50
<b>North Carolina Current Cut Scores</b>	32	38	45

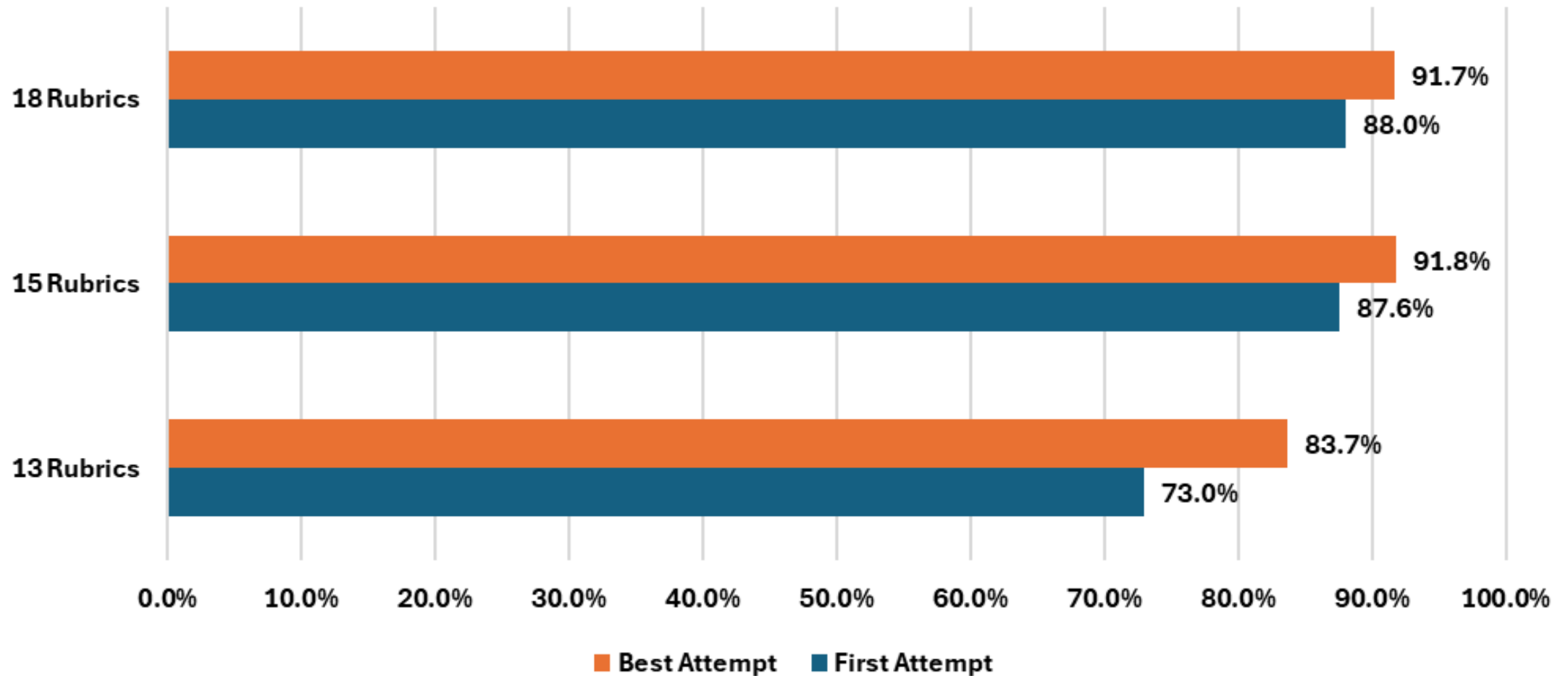


# State-based edTPA Cut Scores

State	Cut Scores by Rubrics		
	edTPA 13 Rubrics	edTPA 15 Rubrics	edTPA 18 Rubrics
North Carolina	32	38	45
Alabama	32	37	44
California	35	41	49
Connecticut	32	37	44
Illinois	35	39	45
Minnesota	32	38	----
Ohio	32	37	44
Oregon	29	35	42
South Carolina	32	37	44
Tennessee	35	40	48
Utah	30	35	42
West Virginia	31	36	43

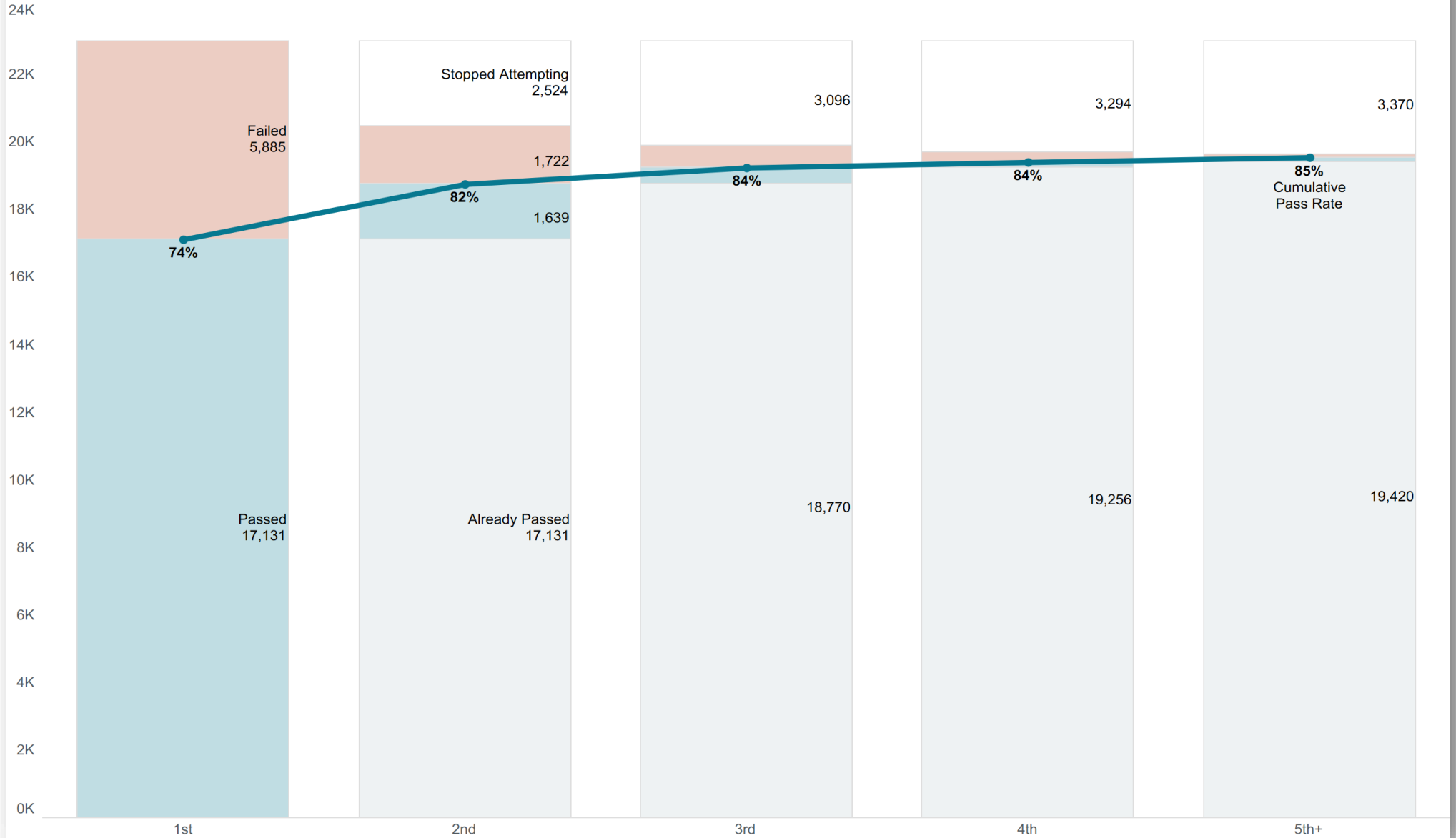


## EdTPA Pass Rates by First and Best Attempts

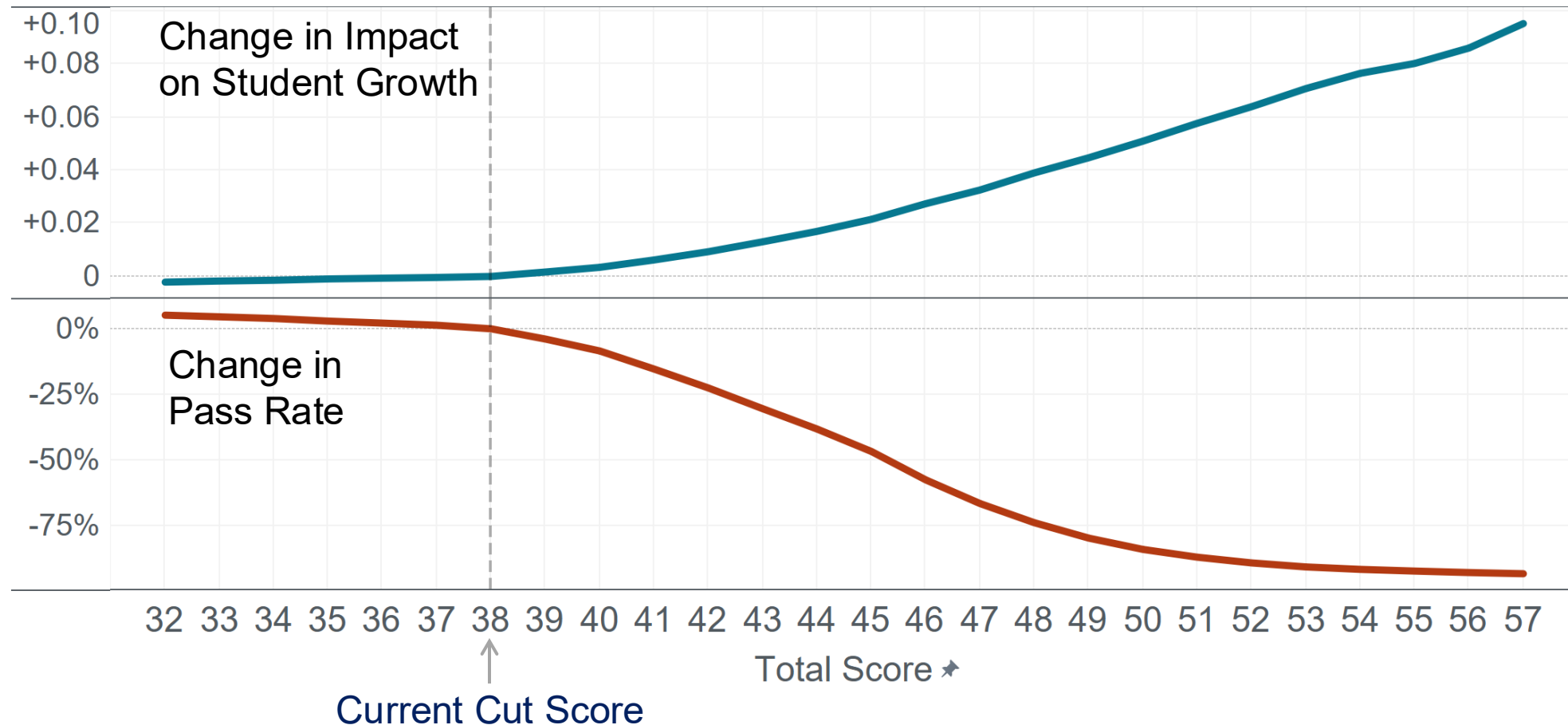


## BY ATTEMPT

Counts of passes and failures on each successive attempt, with cumulative pass rate. After the first attempt, chart indicates those who stopped attempting. Data includes test results for first attempts made from 2018-2022 and ensuing attempts. Chart will not update based on year or attempt selections at top.



Increasing the cut score from **38** to **39** would **lower** the pass rate by **3.9** percentage points (**856** candidates) with effectively **no change** in impact on student growth.



# PEPSC Recommendation: Cut Scores for edTPA

edTPA and PPAT Assessments \*\*

<u>Year</u>	<u>Required for Licensure</u> <u>Y/N</u>	Passing Scores				Highly Qualified Score			
		edTPA 13 rubrics	edTPA 15 rubrics	edTPA 18 rubrics	PPAT	edTPA 13 rubrics	edTPA 15 rubrics	edTPA 18 rubrics	PPAT
<del>2019</del> <u>2023</u>	<del>Y</del>	32	38	45	38	42	48	57	44
			33*** CTE only						