

A photograph of two young women in a classroom. They are looking at a whiteboard. The woman in the foreground has long brown hair and is wearing a white lab coat. She is holding a yellow pencil and pointing at the whiteboard. The woman behind her is wearing glasses and a maroon shirt. The whiteboard has some papers and a large blue arrow pointing upwards. The background shows a classroom with desks and windows.

Office of Student Assignment

Capping Recommendations

A Multi-year Approach to Growth Management

Prepared by the Office of Student Assignment, Long-range Planning

Board of Education Facilities Committee
December 16, 2025

Goals for This Session

*By the end of today's discussion,
Board members will have had
an opportunity to...*

- *review the capping process*
- *review the recommendations for capping for the 2026-27 school year*
- *review next steps in the process*

Policy Alignment

WCPSS Board Policy 4150:
School Assignment and
Transfers*

Section B. Temporary Membership Caps

As needed to control and stabilize the growth in student membership at overcrowded schools, the Board may temporarily establish a maximum student membership (cap) with the designation of an alternate school assignment for students ineligible to attend the capped school.

Strategic Plan Alignment

Equity-focused Practices

Aim 13 | Implement an equity framework that provides systemic expectations around equity to differentiate support, guidance, and resources across all schools and departments.

Aim 14 | Differentiate resource allocation to provide PreK-12 students with equitable access to high-quality teachers and principals, and sufficient support services.

Strategic Plan Alignment

(continued)

Effective Operations, Services, and Facilities

Aim 16 | Establish metrics of accountability for departmental management.

Aim 17 | Ensure that all students and staff have continuous, high-quality, and equitable access to facilities and technology (infrastructure and devices).

Aim 20 | Establish new systemic processes and guidelines balancing operational efficiency, fiscal responsibility, and environmental sustainability.

2026-2027 School Enrollment Planning Process



Review and Approval of Capped Schools due to Overcrowding Concerns

1

Presentation of the Annual Membership Forecast (1-year and 10-year projections)

2

Review of Projected Crowding for the Next School Year

3

Review of Capital Improvement Plan (CIP) Updates (7-year plan)

4

Preparation of the Annual Enrollment Plan

5

Review and Approval of Capped Schools due to Overcrowding Concerns

6

Review of Options to Address Other School Utilization Concerns

1. Review current and projected crowding levels at capped and overflow schools & crowding levels at other crowded schools
 - a. Assess ability to leverage crowding management tools
 - b. Review impact of other considerations on projected crowding
2. Present capping recommendations to the Board for review and approval
3. Review capping process and procedures with capped and overflow schools

Review and Approval of Capped Schools due to Overcrowding Concerns

1

Presentation of the Annual Membership Forecast (1-year and 10-year projections)

2

Review of Projected Crowding for the Next School Year

3

Review of Capital Improvement Plan (CIP) Updates (7-year plan)

4

Preparation of the Annual Enrollment Plan

5

Review and Approval of Capped Schools due to Overcrowding Concerns

6

Review of Options to Address Other School Utilization Concerns

1. Review current and projected crowding levels at capped and overflow schools & crowding levels at other crowded schools
 - a. Assess ability to leverage crowding management tools
 - b. Review impact of other considerations on projected crowding
2. Present capping recommendations to the Board for review and approval
3. Review capping process and procedures with capped and overflow schools

Information & Updates

www.wcpss.net/assignmentplanning

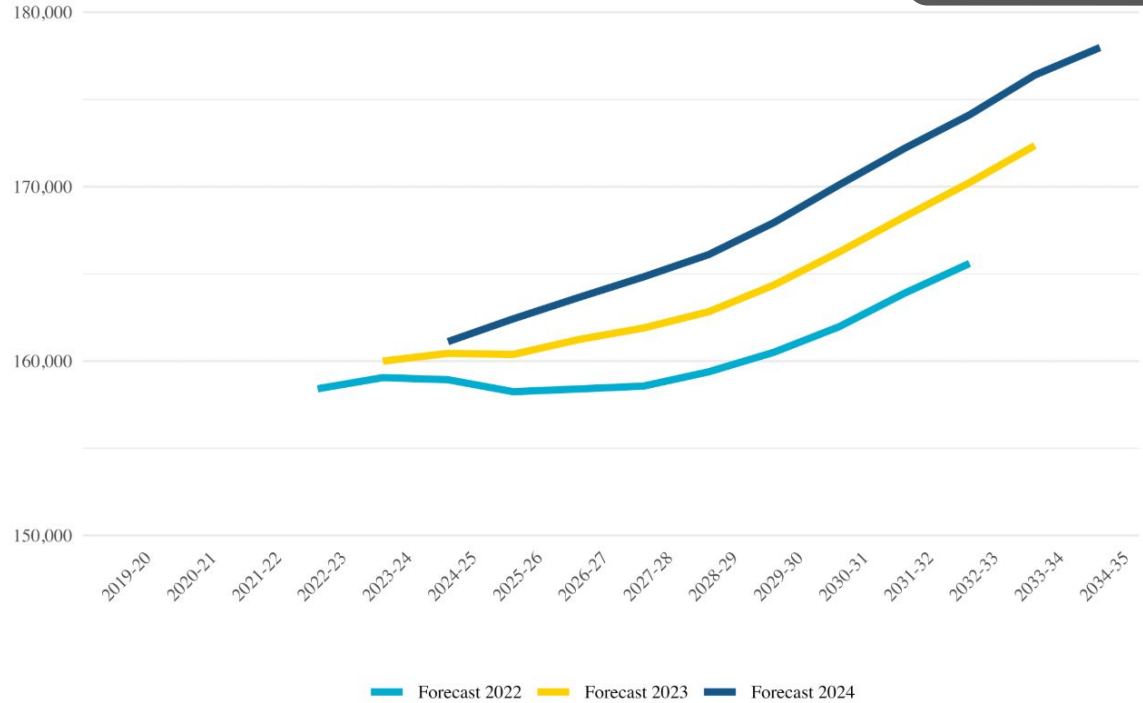
Step 5: Review and approval of capped schools due to overcrowding concerns.

Review

Capping Process

Presentation of the Annual Membership Forecast (1-year and 10-year projections)

Review



Source: Demographic Analytics Advisors and Carolina Demography

1

Presentation of the Annual Membership Forecast (1-year and 10-year projections)

2

Review of Projected Crowding for the Next School Year

3

Review of Capital Improvement Plan (CIP) Updates (7-year plan)

4

Preparation of the Annual Enrollment Plan

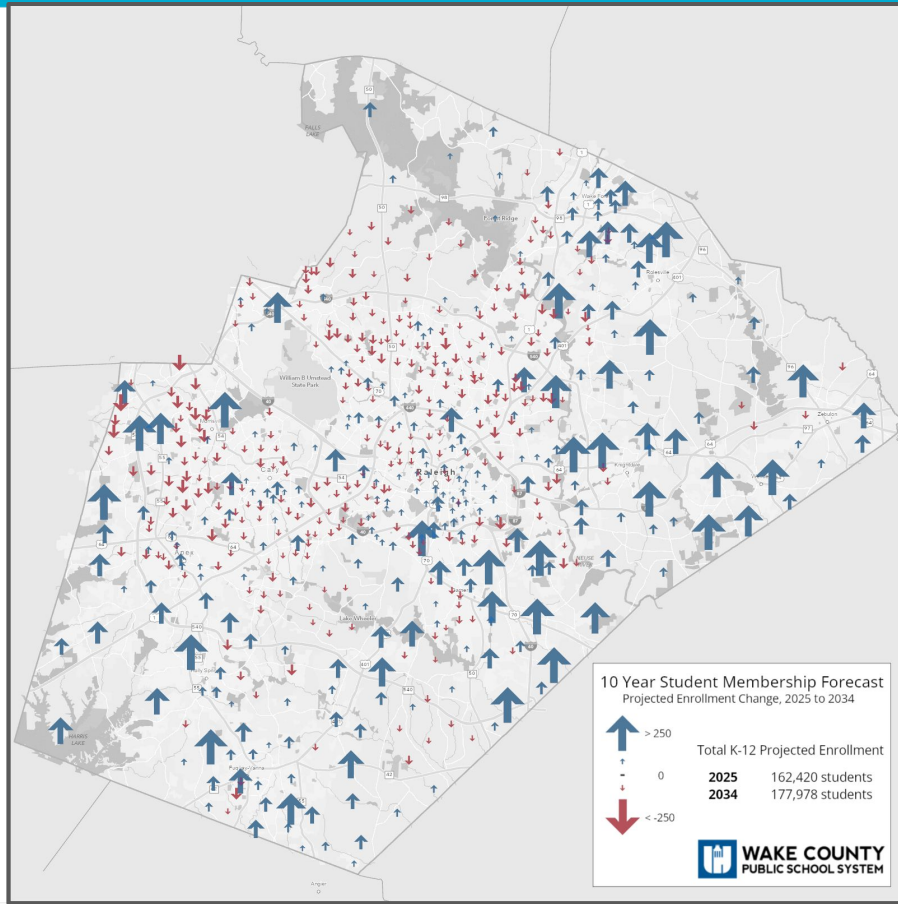
5

Review and Approval of Capped Schools due to Overcrowding Concerns

6

Review of Options to Address Other School Utilization Concerns

Projected Enrollment Change: 2025 to 2034



Review

1

Presentation of the Annual Membership Forecast (1-year and 10-year projections)

2

Review of Projected Crowding for the Next School Year

3

Review of Capital Improvement Plan (CIP) Updates (7-year plan)

4

Preparation of the Annual Enrollment Plan

5

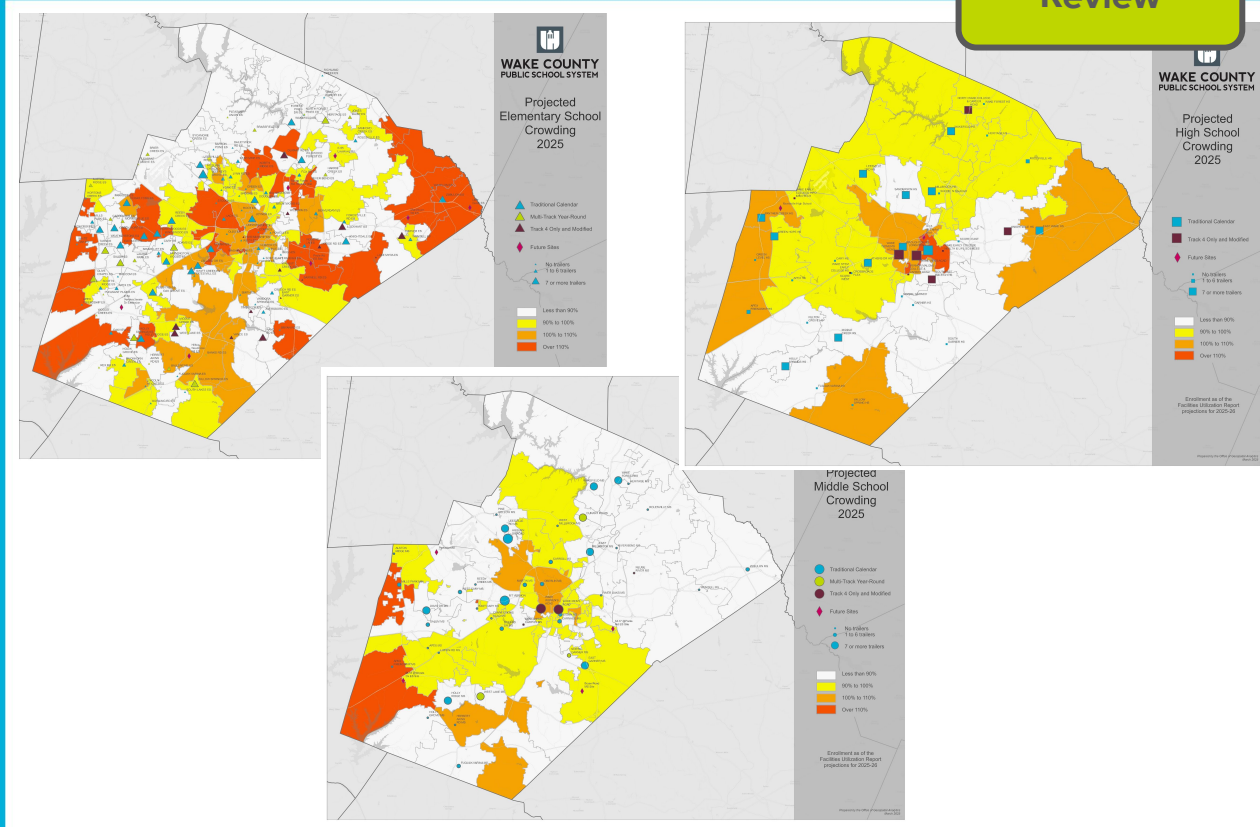
Review and Approval of Capped Schools due to Overcrowding Concerns

6

Review of Options to Address Other School Utilization Concerns

Review of Projected Crowding for the Next School Year

Review



Review of Capital Improvement Plan (CIP) Updates (7-year plan)

Review

1

Presentation of the Annual Membership Forecast (1-year and 10-year projections)

2

Review of Projected Crowding for the Next School Year

3

Review of Capital Improvement Plan (CIP) Updates (7-year plan)

4

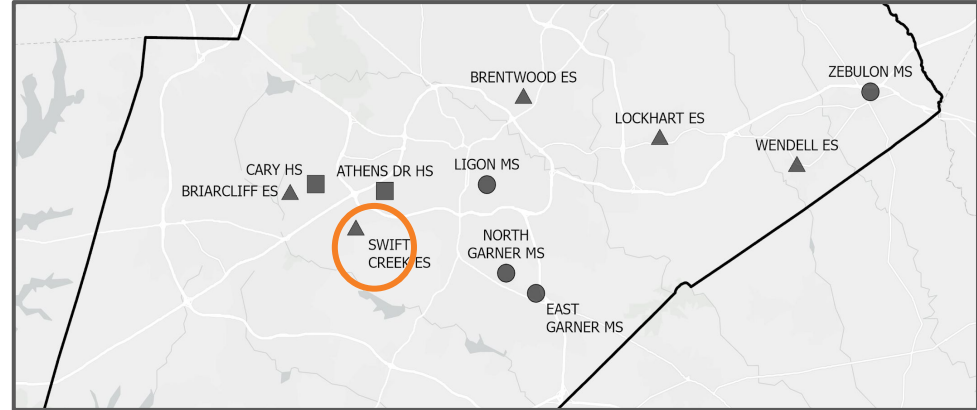
Preparation of the Annual Enrollment Plan

5

Review and Approval of Capped Schools due to Overcrowding Concerns

6

Review of Options to Address Other School Utilization Concerns



Preparation of the Annual Enrollment Plan

Review

1

Presentation of the Annual Membership Forecast (1-year and 10-year projections)

2

Review of Projected Crowding for the Next School Year

3

Review of Capital Improvement Plan (CIP) Updates (7-year plan)

4

Preparation of the Annual Enrollment Plan

5

Review and Approval of Capped Schools due to Overcrowding Concerns

6

Review of Options to Address Other School Utilization Concerns

1

Public Engagement

2

Board Review of Annual Goals

3

Plan Development & Presentation

Review and Approval of Capped Schools due to Overcrowding Concerns

1

Presentation of the Annual Membership Forecast (1-year and 10-year projections)

2

Review of Projected Crowding for the Next School Year

3

Review of Capital Improvement Plan (CIP) Updates (7-year plan)

4

Preparation of the Annual Enrollment Plan

5

Review and Approval of Capped Schools due to Overcrowding Concerns

6

Review of Options to Address Other School Utilization Concerns

1. Review current and projected crowding levels at capped and overflow schools & crowding levels at other crowded schools
 - a. Assess ability to leverage crowding management tools
 - b. Review impact of other considerations on projected crowding
2. Present capping recommendations to the Board for review and approval
3. Review capping process and procedures with capped and overflow schools

Capping Process: Terms

Capped School: Enrollment is restricted because student numbers have exceeded classroom capacity. New students are generally not enrolled.

Overflow School: A designated school with available capacity that is assigned to enroll new students from a partnered Capped School's zone.

Crowded School: A school with more students enrolled than the facility is designed to support, potentially affecting class size and common areas.

Capping Process: Crowding Management Tools

- **Add Capacity**

- New Construction
- Renovations
- Trailers
- Multi-track Year-round

- **Adjust Boundaries**

- **Encourage Choice**

- Magnet schools
- Application schools
- Alternate calendar schools

- **Enrollment Cap**

Capping Process: Crowding Management Tools

- **Add Capacity**

- New Construction
- Renovations
- Trailers
- Multi-track Year-round

- **Adjust Boundaries**

- **Encourage Choice**

- Magnet schools
- Application schools
- Alternate calendar schools

- **Enrollment Cap**

Capping Process: Crowding Management Tools

- **Add Capacity**

- New Construction
- Renovations
- Trailers
- Multi-track Year-round

- **Adjust Boundaries**

- **Encourage Choice**

- Magnet schools
- Application schools
- Alternate calendar schools

- **Enrollment Cap**

Capping Process: Crowding Management Tools

- **Add Capacity**

- New Construction
- Renovations
- Trailers
- Multi-track Year-round

- **Adjust Boundaries**

- **Encourage Choice**

- Magnet schools
- Application schools
- Alternate calendar schools

- **Enrollment Cap**

Capping Process: Other Considerations

- **Class Size Legislation**

- K - 18:1 (max 21)
- 1st - 16:1 (max 19)
- 2nd & 3rd - 17:1 (max 20)

- **Projected Enrollment Growth**

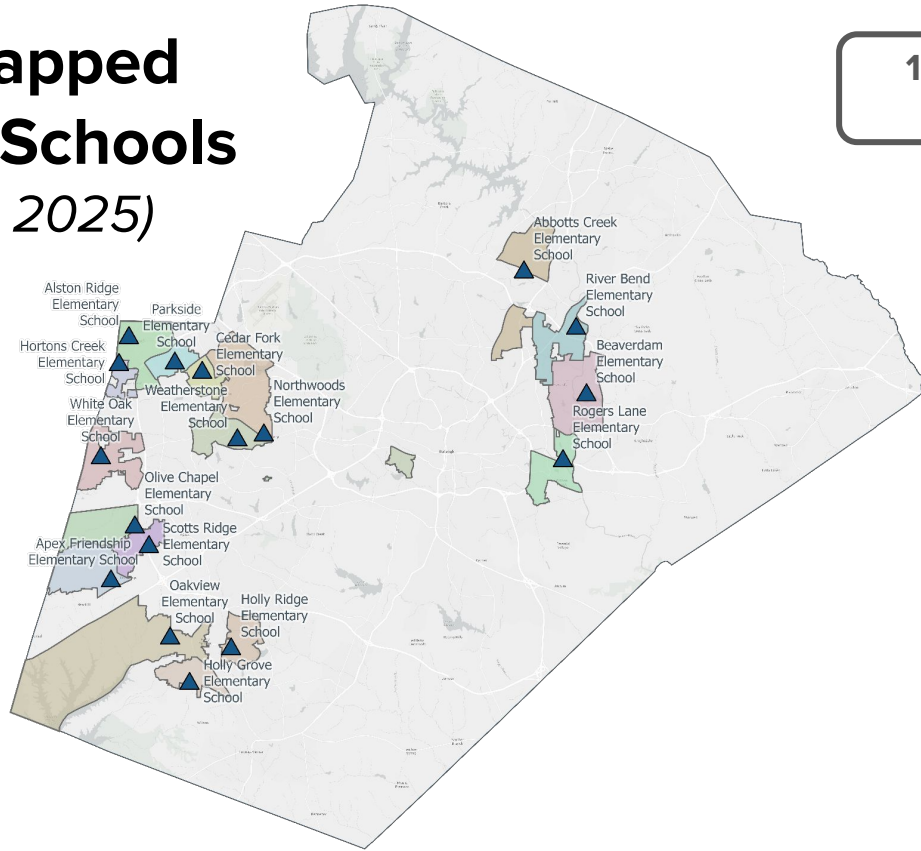
- **Capacity Restrictions**

- K & 1st - first floor
- Program space needs
- Program space conversions
- Co-teaching accommodations
- Core facility impacts

Current Capped Elementary Schools

(as of Jan 7, 2025)

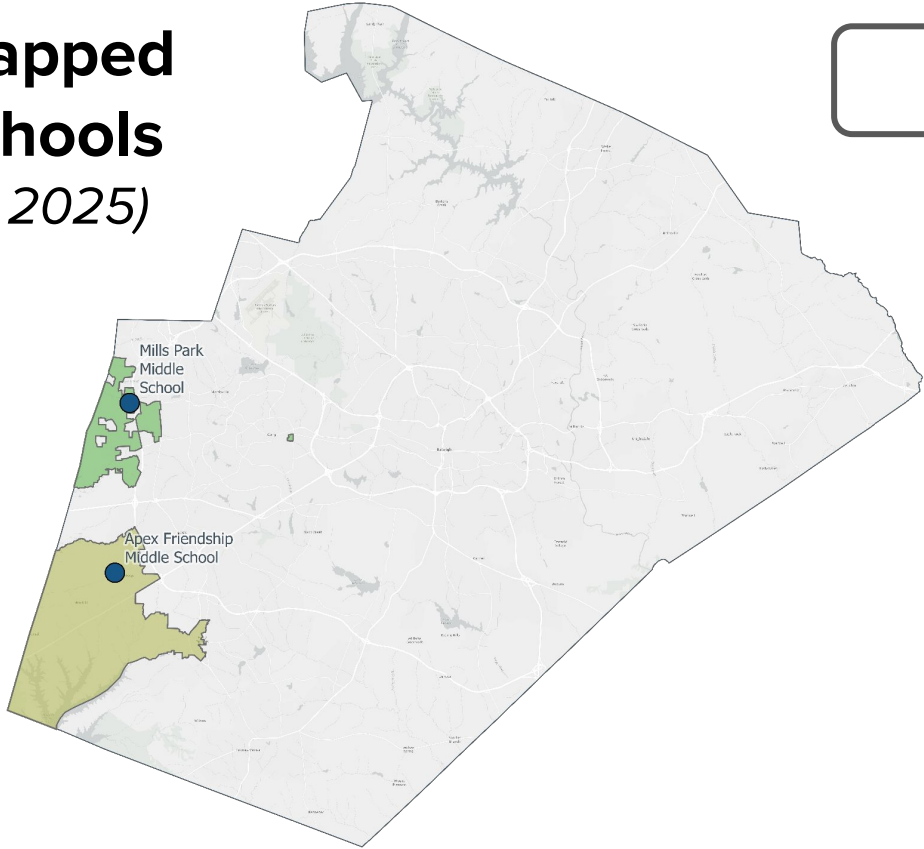
17 Elementary Schools
(as of Jan 7, 2025)



Current Capped Middle Schools

(as of Jan 7, 2025)

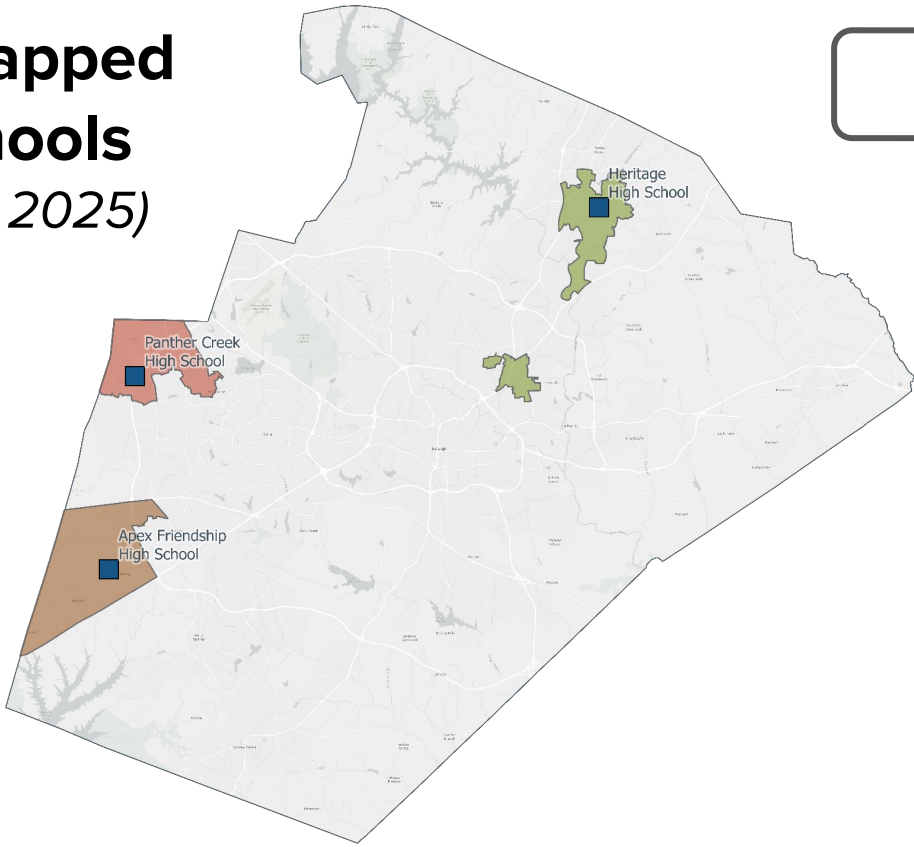
2 Middle Schools
(as of Jan 7, 2025)



Current Capped High Schools

(as of Jan 7, 2025)

3 High Schools
(as of Jan 7, 2025)



Capping Process:

Review Current Capped & Overflow Schools - Elementary

Capped School	Crowding* (PMR2)	Overflow School	Crowding* (PMR2)
Abbotts Creek	126.0%	Fox Road	85.3%
Alston Ridge (MTYR)	86.4%	Brier Creek (MTYR)	82.7%
Apex Friendship	120.4%	Baucom	89.4%
Beaverdam	93.7%	Forestville Road	84.9%
Cedar Fork	103.2%	Reedy Creek	94.2%
Holly Grove (MTYR)	87.0%	Holly Springs (MTYR)	73.8%
Holly Ridge	100.3%	Middle Creek (T4)	96.1%
Hortons Creek	111.9%	Pleasant Grove (MTYR)	47.1%
Northwoods	90.9%	Cary	82.7%

Capped School	Crowding* (PMR2)	Overflow School	Crowding* (PMR2)
Oakview	108.3%	Buckhorn Creek	96.3%
Olive Chapel (MTYR)	117.5%	Turner Creek (MTYR)	65.7%
Parkside (MTYR)	78.7%	Carpenter (MTYR)	84.5%
River Bend	114.6%	Fox Road	85.3%
Rogers Lane	95.0%	Knightdale	78.7%
Scotts Ridge	92.3%	Baucom	89.4%
Weatherstone	102.2%	Briarcliff	82.3%
White Oak	129.1%	Davis Drive	91.0%

Capping Process:

Review Current Capped & Overflow Schools - Elementary

Capped School	Crowding* (PMR2)	Overflow School	Crowding* (PMR2)
Abbotts Creek	126.0%	Fox Road	85.3%
Alston Ridge (MTYR)	86.4%	Brier Creek (MTYR)	82.7%
Apex Friendship	120.4%	Baucom	89.4%
Beaverdam	93.7%	Forestville Road	84.9%
Cedar Fork	103.2%	Reedy Creek	94.2%
Holly Grove (MTYR)	87.0%	Holly Springs (MTYR)	73.8%
Holly Ridge	100.3%	Middle Creek (T4)	96.1%
Hortons Creek	111.9%	Pleasant Grove (MTYR)	47.1%
Northwoods	90.9%	Cary	82.7%

Capped School	Crowding* (PMR2)	Overflow School	Crowding* (PMR2)
Oakview	108.3%	Buckhorn Creek	96.3%
Olive Chapel (MTYR)	117.5%	Turner Creek (MTYR)	65.7%
Parkside (MTYR)	78.7%	Carpenter (MTYR)	84.5%
River Bend	114.6%	Fox Road	85.3%
Rogers Lane	95.0%	Knightdale	78.7%
Scotts Ridge	92.3%	Baucom	89.4%
Weatherstone	102.2%	Briarcliff	82.3%
White Oak	129.1%	Davis Drive	91.0%

Crowding relief provided through enrollment plan changes and/ or additional capacity in the region (new school, etc.)

Capping Process:

Review Current Capped & Overflow Schools - Middle & High

Capped School	Crowding* (PMR2)	Overflow School	Crowding* (PMR2)
Apex Friendship	112.7%	Apex	95.6%
Mills Park (FP)	120.2%	West Cary	74.1%

Capped School	Crowding* (PMR2)	Overflow School	Crowding* (PMR2)
Apex Friendship (FP)	106.7%	Apex	94.0%
Heritage	99.4%	Rolesville	91.5%
Panther Creek	101.6%	Green Hope	98.5%

Capping Process:

Review Current Capped & Overflow Schools - Middle & High

Capped Middle School	Crowding* (PMR2)	Overflow Middle School	Crowding* (PMR2)
Apex Friendship	112.7%	Apex	95.6%
Mills Park (FP)	120.2%	West Cary	74.1%

Capped High School	Crowding* (PMR2)	Overflow High School	Crowding* (PMR2)
Apex Friendship (FP)	106.7%	Apex	94.0%
Heritage	99.4%	Rolesville	91.5%
Panther Creek	101.6%	Green Hope	98.5%

Continued crowding and enrollment growth projected.

Crowding relief due to shift in base attendance area demographics.

Capping Process: Review Other Crowded Schools ($\geq 110\%$)

School	Crowding* (PMR2)	Projected Growth?	Add Capacity?	Adjust Boundaries?	Other Considerations?	Recommendation
Combs Magnet ES	110.6%	No	No	Maybe	Magnet, no schools in the region have available capacity	
Hodge Road Magnet ES (T4)	115.7%	Yes	No	Maybe	Immersion magnet, single track, new school projected in the area (2030)	
Kingswood Magnet ES	135.1%	No	No	Maybe	Magnet, few schools in the region have available capacity	
Lacy ES	122.1%	No	No	Maybe	Few schools in the region have available capacity	
Lake Myra ES (T4)	116.6%	Yes	MTYR	No	Board approved MTYR (2026)	
North Ridge ES	110.9%	No	No	Maybe	Some schools in the region have available capacity	
Zebulon Magnet ES	118.9%	Yes	No	Yes	Magnet, boundary adjusted for 2026, trailers at Wakelon ES in 2026, new schools projected in the area (2031 and beyond)	

Capping Process: Review Other Crowded Schools ($\geq 110\%$)

School	Crowding* (PMR2)	Projected Growth?	Add Capacity?	Adjust Boundaries?	Other Considerations?	Recommendation
Combs Magnet ES	110.6%	No	No	Maybe	Magnet, no schools in the region have available capacity	Monitor, assess space use options, explore boundary adjustments
Hodge Road Magnet ES (T4)	115.7%	Yes	No	Maybe	Immersion magnet, single track, new school projected in the area (2030)	
Kingswood Magnet ES	135.1%	No	No	Maybe	Magnet, few schools in the region have available capacity	Monitor, assess space use options, explore boundary adjustments
Lacy ES	122.1%	No	No	Maybe	Few schools in the region have available capacity	Monitor, assess space use options, explore boundary adjustments
Lake Myra ES	116.6%	Yes	MTYR	No	Board approved MTYR (2026)	
North Ridge ES	110.9%	No	No	Maybe	Some schools in the region have available capacity	Monitor, assess space use options, explore boundary adjustments
Zebulon Magnet ES	118.9%	Yes	No	Yes	Magnet, boundary adjusted for 2026, trailers at Wakelon ES in 2026, new schools projected in the area (2031 and beyond)	

Capping Process: Review Other Crowded Schools ($\geq 110\%$)

School	Crowding* (PMR2)	Projected Growth?	Add Capacity?	Adjust Boundaries?	Other Considerations?	Recommendation
Combs Magnet ES	110.6%	No	No	Maybe	Magnet, no schools in the region have available capacity	Monitor, assess space use options, explore boundary adjustments
Hodge Road Magnet ES	115.7%	Yes	No	Maybe	Immersion magnet, single track, new school projected in the area (2030)	Monitor, assess space use options, explore boundary adjustments
Kingswood Magnet ES	135.1%	No	No	Maybe	Magnet, few schools in the region have available capacity	Monitor, assess space use options, explore boundary adjustments
Lacy ES	122.1%	No	No	Maybe	Few schools in the region have available capacity	Monitor, assess space use options, explore boundary adjustments
Lake Myra ES	116.6%	Yes	MTYR	No	Board approved MTYR (2026)	
North Ridge ES	110.9%	No	No	Maybe	Some schools in the region have available capacity	Monitor, assess space use options, explore boundary adjustments
Zebulon Magnet ES	118.9%	Yes	No	Yes	Magnet, boundary adjusted for 2026, trailers at Wakelon ES in 2026, new schools projected in the area (2031 and beyond)	

Capping Process: Review Other Crowded Schools ($\geq 110\%$)

School	Crowding* (PMR2)	Projected Growth?	Add Capacity?	Adjust Boundaries?	Other Considerations?	Recommendation
Combs Magnet ES	110.6%	No	No	Maybe	Magnet, no schools in the region have available capacity	Monitor, assess space use options, explore boundary adjustments
Hodge Road Magnet ES	115.7%	Yes	No	Maybe	Immersion magnet, single track, new school projected in the area (2030)	Monitor, assess space use options, explore boundary adjustments
Kingswood Magnet ES	135.1%	No	No	Maybe	Magnet, few schools in the region have available capacity	Monitor, assess space use options, explore boundary adjustments
Lacy ES	122.1%	No	No	Maybe	Few schools in the region have available capacity	Monitor, assess space use options, explore boundary adjustments
Lake Myra ES	116.6%	Yes	MTYR	No	Board approved MTYR (2026)	Implement MTYR, monitor, assess space use options
North Ridge ES	110.9%	No	No	Maybe	Some schools in the region have available capacity	Monitor, assess space use options, explore boundary adjustments
Zebulon Magnet ES	118.9%	Yes	No	Yes	Magnet, boundary adjusted for 2026, trailers at Wakelon ES in 2026, new schools projected in the area (2031 and beyond)	

Capping Process: Review Other Crowded Schools ($\geq 110\%$)

School	Crowding* (PMR2)	Projected Growth?	Add Capacity?	Adjust Boundaries?	Other Considerations?	Recommendation
Combs Magnet ES	110.6%	No	No	Maybe	Magnet, no schools in the region have available capacity	Monitor, assess space use options, explore boundary adjustments
Hodge Road Magnet ES	115.7%	Yes	No	Maybe	Immersion magnet, single track, new school projected in the area (2030)	Monitor, assess space use options, explore boundary adjustments
Kingswood Magnet ES	135.1%	No	No	Maybe	Magnet, few schools in the region have available capacity	Monitor, assess space use options, explore boundary adjustments
Lacy ES	122.1%	No	No	Maybe	Few schools in the region have available capacity	Monitor, assess space use options, explore boundary adjustments
Lake Myra ES	116.6%	Yes	MTYR	No	Board approved MTYR (2026)	Implement MTYR, monitor, assess space use options
North Ridge ES	110.9%	No	No	Maybe	Some schools in the region have available capacity	Monitor, assess space use options, explore boundary adjustments
Zebulon Magnet ES	118.9%	Yes	No	Yes (2026)	Magnet, boundary adjusted for 2026, trailers at Wakelon ES in 2026, new schools projected in the area (2031 and beyond)	Cap enrollment

Recommendations

2026-27 Capped and Overflow Schools & Cap Removals

Review and Approval of Capped Schools due to Overcrowding Concerns

1

Presentation of the Annual Membership Forecast (1-year and 10-year projections)

2

Review of Projected Crowding for the Next School Year

3

Review of Capital Improvement Plan (CIP) Updates (7-year plan)

4

Preparation of the Annual Enrollment Plan

5

Review and Approval of Capped Schools due to Overcrowding Concerns

6

Review of Options to Address Other School Utilization Concerns

1. Review current and projected crowding levels at capped and overflow schools & crowding levels at other crowded schools
 - a. Assess ability to leverage crowding management tools
 - b. Review impact of other considerations on projected crowding
2. Present capping recommendations to the Board for review and approval
3. Review capping process and procedures with capped and overflow schools

Capping Recommendations: Recommended Changes

Capped Elementary Schools	
Abbotts Creek	Oakview
Alston Ridge (MTYR)	Olive Chapel (MTYR)
Apex Friendship	Parkside (MTYR)
Beaverdam	River Bend
Cedar Fork	Rogers Lane
Holly Grove (MTYR)	Scotts Ridge
Holly Ridge	Weatherstone
Hortons Creek	White Oak
Northwoods	Zebulon Magnet

Capped Middle Schools
Apex Friendship
Mills Park (FP)

Capped High Schools
Apex Friendship (FP)
Heritage
Panther Creek

<i>Recommend Removing Cap</i>
<i>Recommend Adding Cap</i>

Capping Recommendations: Removing Caps

School	% Crowding* (2025-26)	Current Overflow School	% Crowding* (2025-26)
Alston Ridge ES	86.4%	Brier Creek ES	82.7%
Holly Grove ES	87.0%	Holly Springs ES	73.8%
Parkside ES	78.7%	Carpenter ES	84.5%
Scotts Ridge ES	92.3%	Baucom ES	89.4%
Heritage HS	99.4%	Rolesville HS	91.5%

Crowding relief provided through enrollment plan changes and/ or additional capacity in the region (new school, etc.), or due to shift in base attendance area demographics.

Capping Recommendations: Removing Caps *(continued)*

Alston Ridge ES & Parkside ES Considerations:

- Crowding relief provided through recent enrollment plan changes
- Sufficient capacity to manage projected enrollment growth

Holly Grove ES & Scotts Ridge ES Considerations:

- Crowding relief provided through additional capacity in the region & recent enrollment plan changes
- Sufficient capacity to manage projected enrollment growth

Heritage HS Considerations:

- Crowding relief due to shift in base attendance area demographics
- Sufficient capacity to manage projected enrollment

Capping Recommendations: Adding a Cap

School	% Crowding* (2025-26)	Potential Overflow School	% Crowding* (2025-26)
Zebulon Magnet ES	118.9%	Wakelon ES	118.0%

Zebulon ES Considerations:

- Experiencing significant crowding, with co-teaching in some classrooms
- Continued and significant enrollment growth projected through 2034
- K-3 class size limits exceeded, leveraging restart status to accommodate growth
- Site cannot accommodate additional trailer units
- Recommended maximum/ capped capacity TBD

Wakelon ES Considerations:

- Scheduled to receive additional trailer units (14 classrooms) for 2026-27 school year

Capping Recommendations: Elementary (14)*

Capped School	Overflow School
Abbotts Creek	Fox Road
Apex Friendship	Baucom
Beaverdam	Forestville Road
Cedar Fork	Reedy Creek
Holly Ridge	Middle Creek (T4)
Hortons Creek	Pleasant Grove (MTYR)
Northwoods	Cary

Capped School	Overflow School
Oakview	Buckhorn Creek
Olive Chapel (MTYR)	Turner Creek (MTYR)
River Bend	Fox Road
Rogers Lane	Knightdale
Weatherstone	Briarcliff
White Oak	Davis Drive
Zebulon Magnet	Wakelon

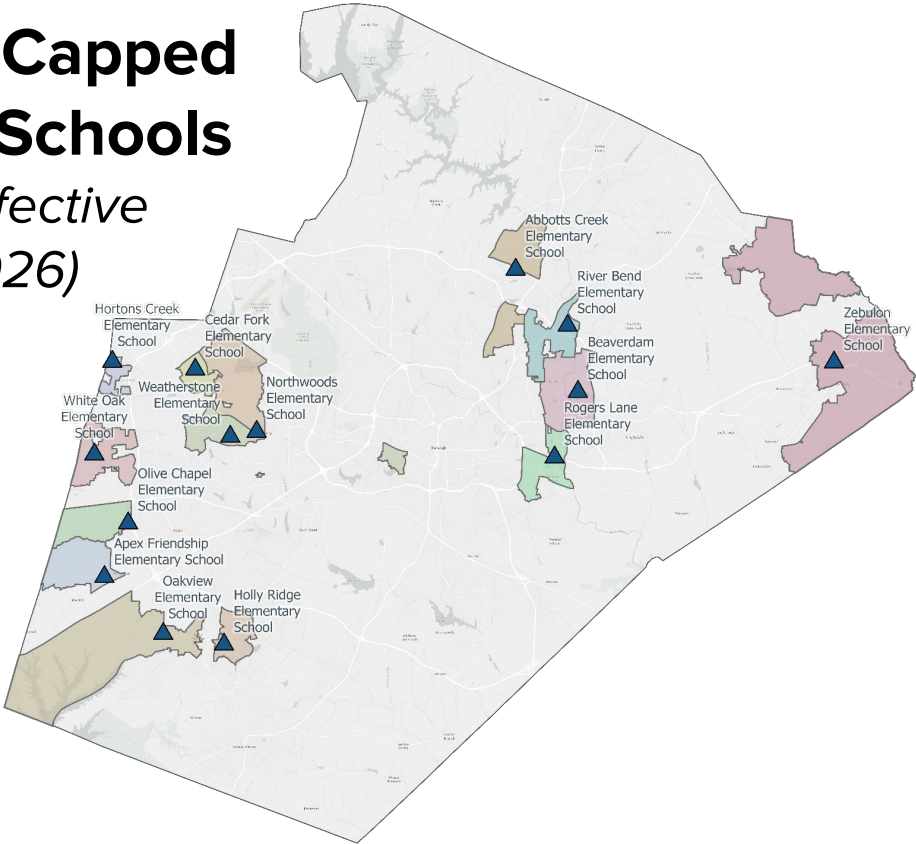
Capping Recommendations: Middle (2)* & High (2)*

Capped Middle School	Overflow Middle School
Apex Friendship	Apex
Mills Park (FP)	West Cary

Capped High School	Overflow High School
Apex Friendship (FP)	Apex
Panther Creek	Green Hope

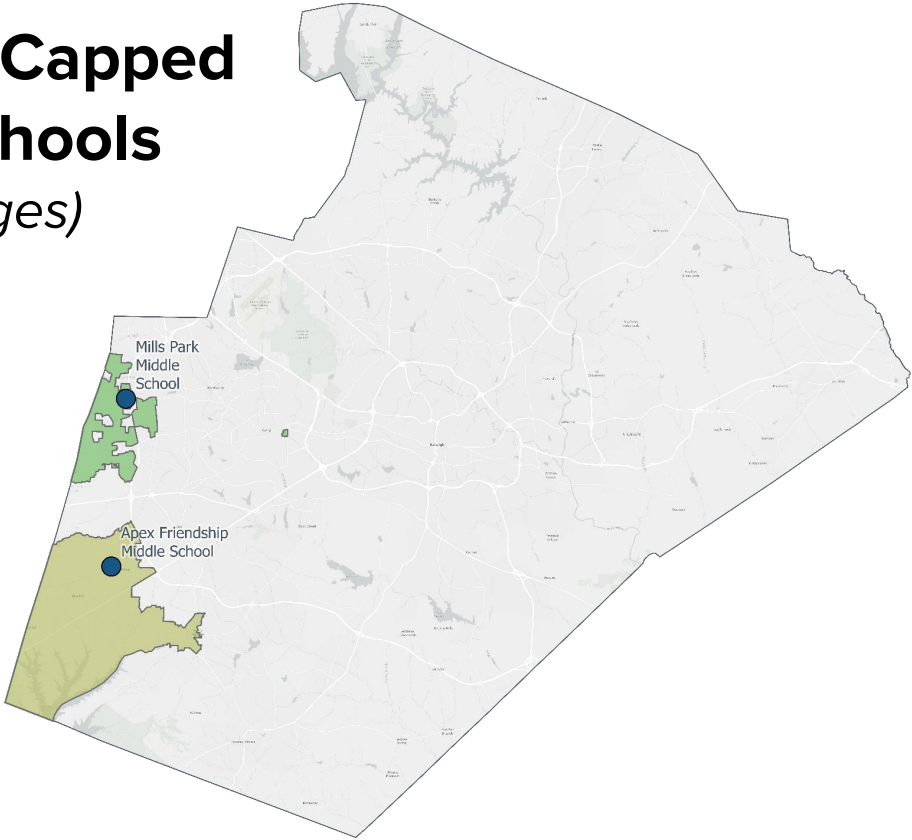
PROPOSED Capped Elementary Schools

(changes effective July 1, 2026)



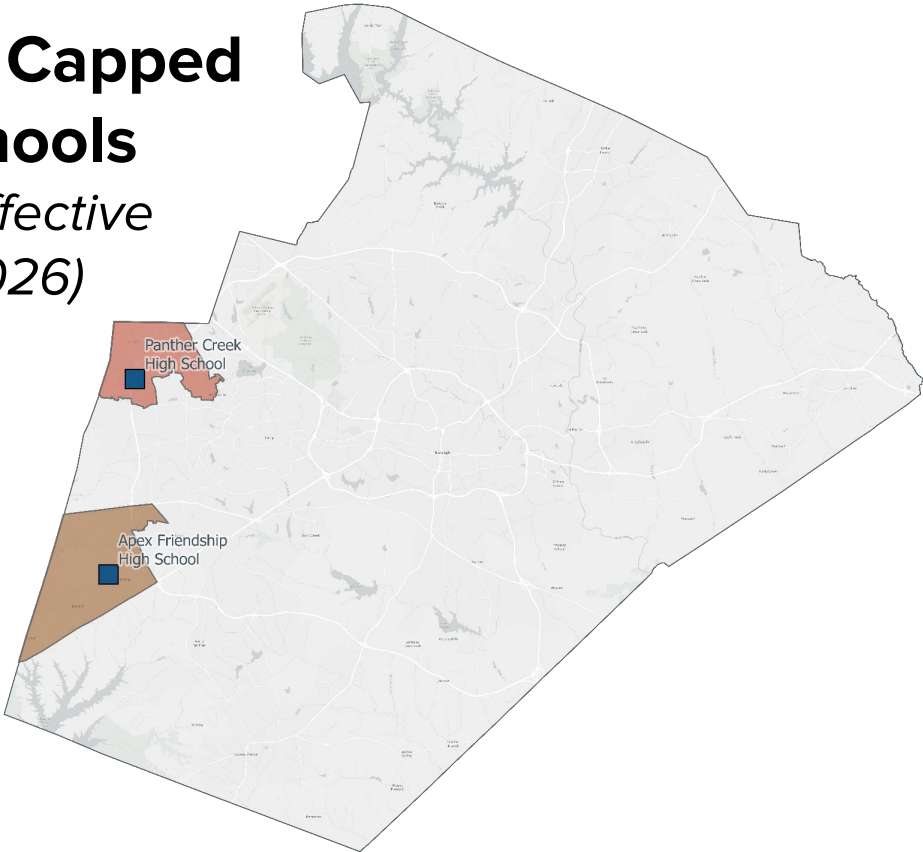
PROPOSED Capped Middle Schools

(no changes)



PROPOSED Capped High Schools

*(changes effective
July 1, 2026)*



Capping Recommendations: Additional Details

Schools with Cap Removed

- **NEW:** effective date July 1, 2026
- **NEW:** Continue to use address verification procedures for capped schools for a minimum of two school years (through 2027-28)
- Call back any students overflowed for 2025-26 during the summer call back period for 2026-27

School with Cap Added

- **NEW:** effective date July 1, 2026
- **NEW:** Initiate address verification procedures for capped schools February 1, 2026
- Inform families enrolling after July 1, 2026 of potential to be assigned to overflow school

Capping Recommendations: Other Implications

Removing caps will have a neutral impact on transportation

- base schools can absorb additional riders on existing runs
- current overflow schools will maintain existing number of runs

Adding a cap at Zebulon ES will require additional runs

- Wakelon ES is projected to have an increase of 2-3 runs, plan to incorporate into existing routes (no additional buses)

Capping Recommendations: Summary

Remove Cap from 5 schools (effective July 1, 2026):

- Alston Ridge Elementary
- Holly Grove Elementary
- Parkside Elementary
- Scotts Ridge Elementary
- Heritage High

Add a Cap to 1 school (effective July 1, 2026):

- Zebulon Magnet Elementary (overflow to Wakelon Elementary)

Maintain Cap at 17 schools (original effective dates maintained)

- no overflow changes

Timeline & Next Steps

Timeline & Next Steps

November 18, 2025 - Approve Enrollment Plan for 2026-27 [BoE Meeting]

December 16, 2025 - Present Capping Recommendations for 2026-27 [BoE Facilities Committee]

January 21, 2026 - Approval of Capping Recommendations for 2026-27 [BoE Meeting]

January-June 2026 - Work with principals & departments to prepare for approved changes

February 2026 - Present Updated Enrollment Forecast [BoE Work Session]

March 2026 - Present Recommendations to Address other Utilization Concerns [BoE Facilities Committee]

March-May 2026 - Public engagement regarding challenges & potential solutions

March 2026 - Share Public Engagement Plan for the 2027-28 Enrollment Plan [TBD]

May 2026 - Approval of Recommendations to Address other Utilization Concerns [BoE Meeting]

May 2026 - Initial Planning Discussion for 2027-28 Enrollment Plan [BoE Work Session]

Questions?

Feedback, Thoughts & Ideas...