


Facilities Survey Results


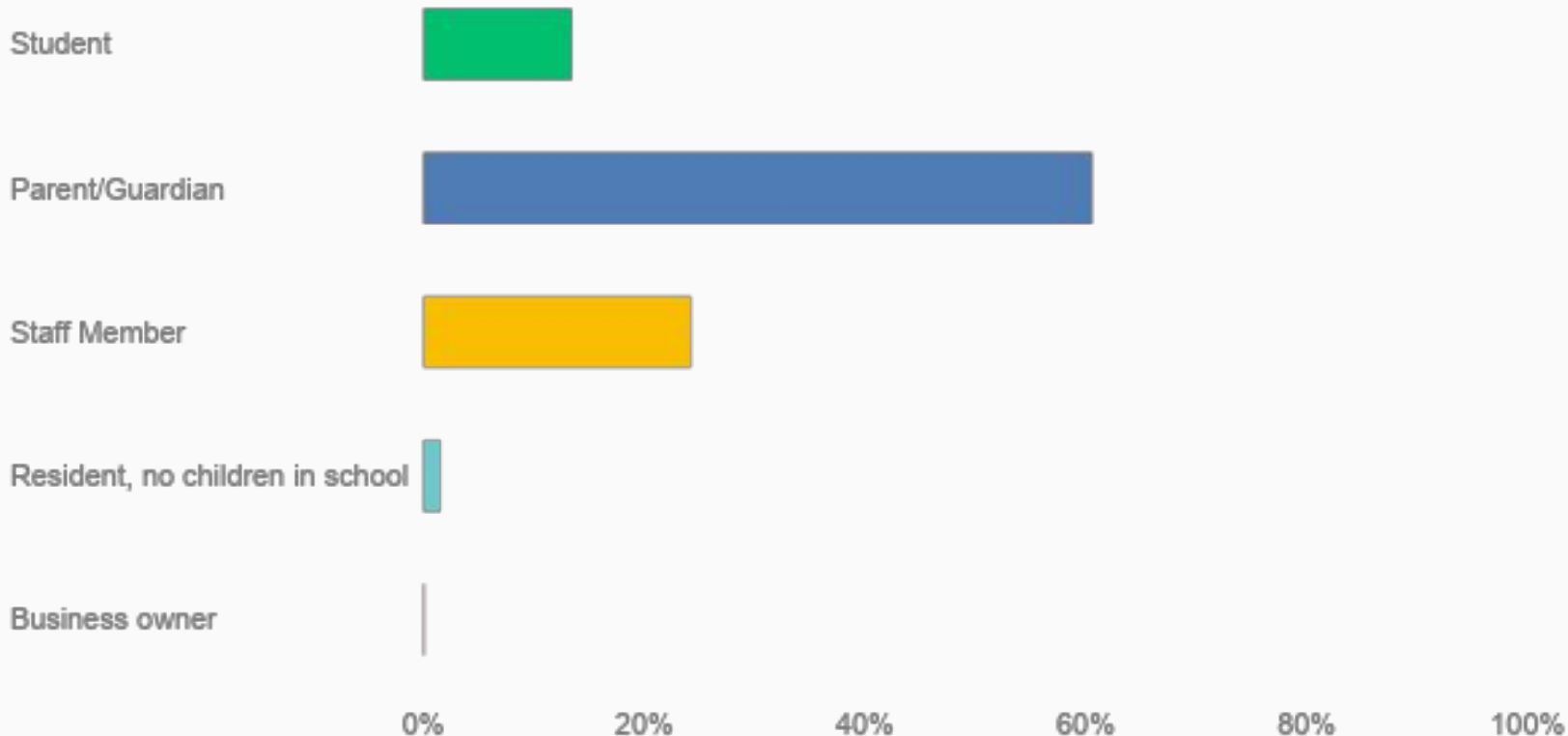
Oct. 16, 2025



Dr. Henry St. Pierre
Superintendent

Q1: Which of the statements below BEST describes your relationship to the Fort Zumwalt School District?


Answered: 3636 ,: 0



Q1: Which of the statements below BEST describes your relationship to the Fort Zumwalt School District?


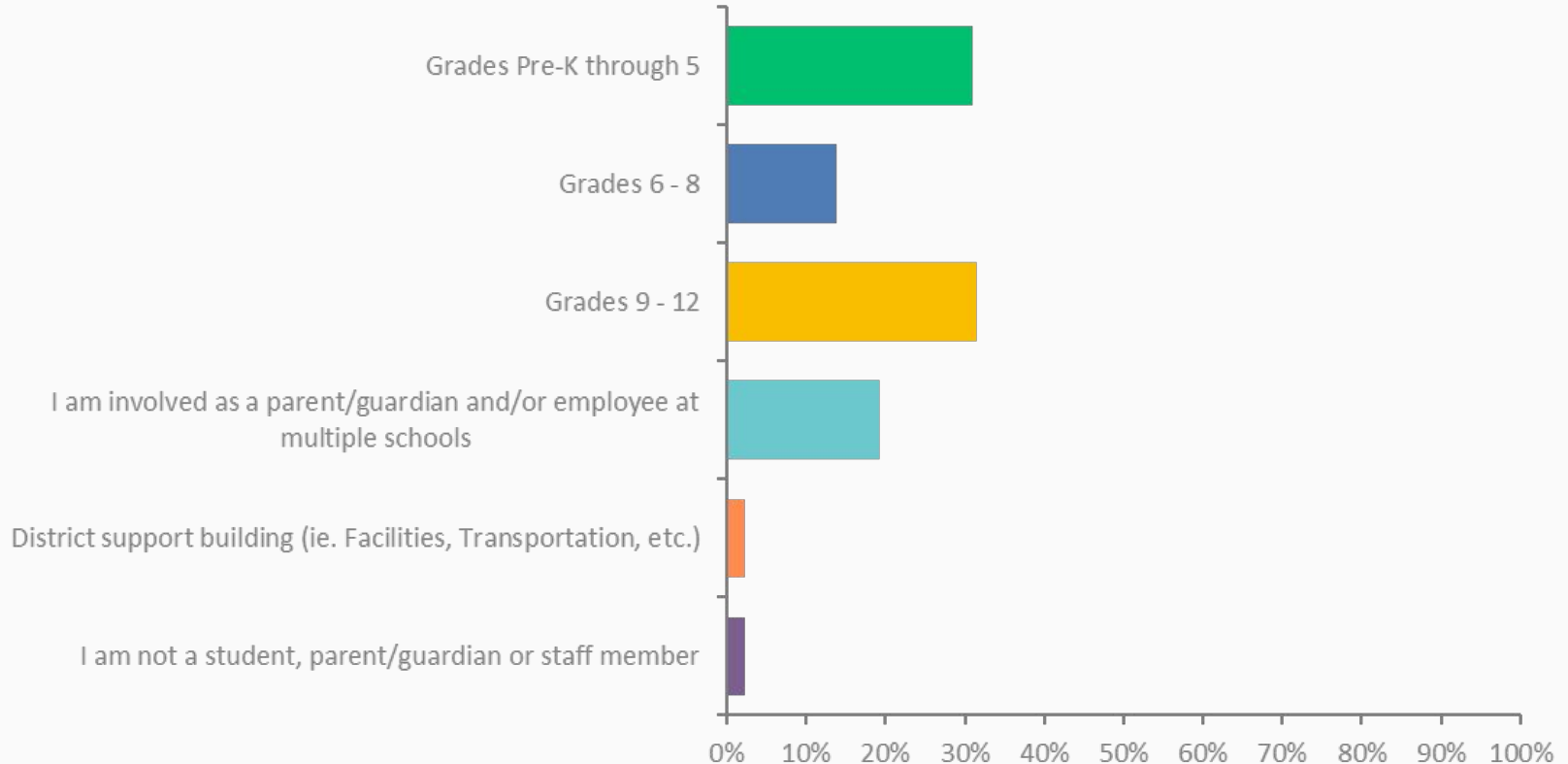
Answered: 3636 ,: 0

ANSWER CHOICES	RESPONSES	
Student	13.45%	489
Parent/Guardian	60.59%	2203
Staff Member	24.26%	882
Resident, no children in school	1.57%	57
Business owner	0.14%	5
TOTAL		3636



Q2: If you are a student, parent/guardian or staff member, which BEST describes the kind of building you are most closely associated with?

Answered: 3636 ,: 0




Q2: If you are a student, parent/guardian or staff member, which BEST describes the kind of building you are most closely associated with?

Answered: 3636 ,: 0


ANSWER CHOICES	RESPONSES	
Grades Pre-K through 5	30.97%	1126
Grades 6 - 8	13.75%	500
Grades 9 - 12	31.46%	1144
I am involved as a parent/guardian and/or employee at multiple schools	19.22%	699
District support building (ie. Facilities, Transportation, etc.)	2.28%	83
I am not a student, parent/guardian or staff member	2.31%	84
TOTAL		*3636

*Response rate 4% higher than target




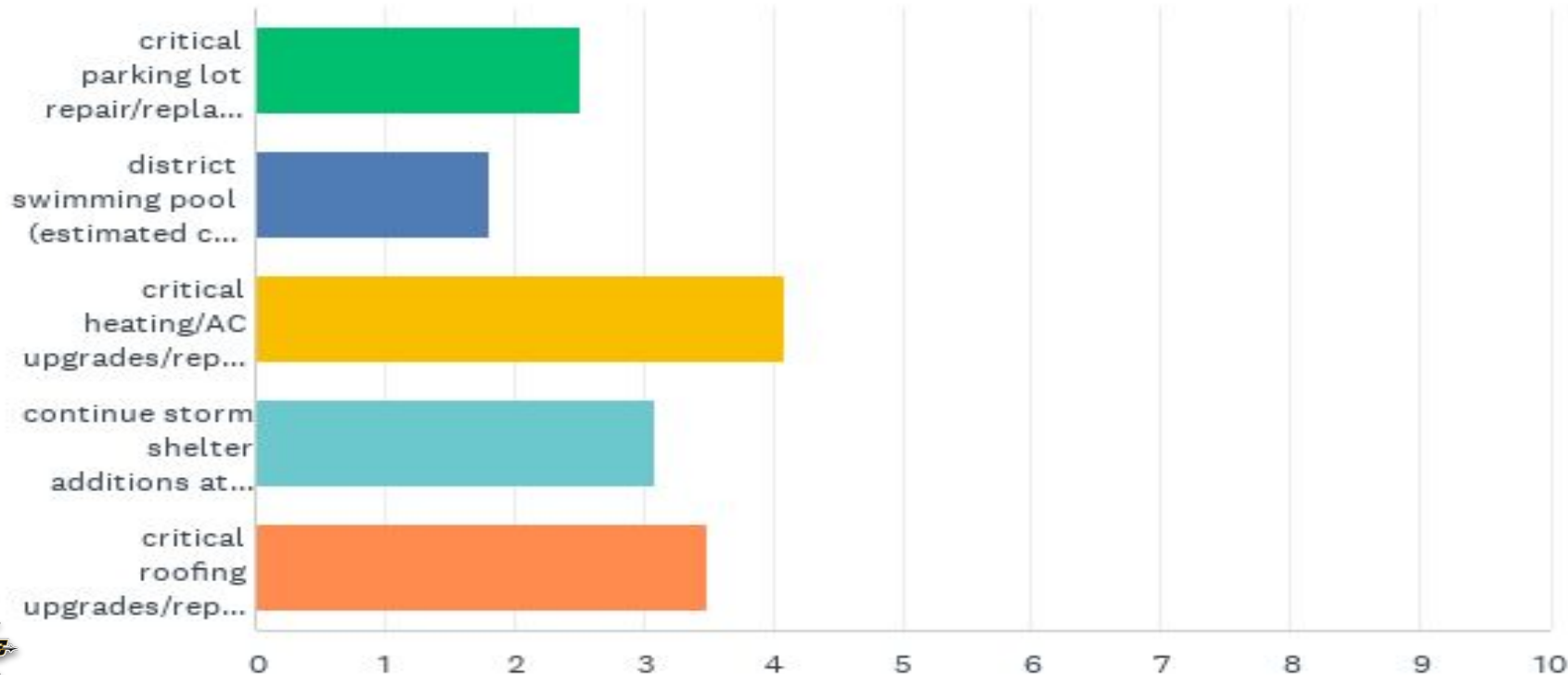
Q3

Please rank the following facilities needs in Fort Zumwalt School District by their importance to you. No. 1 should be the item most important in your opinion. No. 5 should be the item least important in your opinion. You can use the arrows on the right, or click and drag the items using the handle on the left. When finished, please be sure to click the DONE button.



Q3: Please rank the following facilities needs in Fort Zumwalt School District by their importance to you.

Answered: 3636 ,: 0



Q3: Please rank the following facilities needs in Fort Zumwalt School District by their importance to you.

Answered: 3636 ,: 0

Area of Need (estimated cost)	1	2	3	4	5	Total	Score
critical parking lot repair/replacement (estimated cost \$1-3 million)	6.00% 218	10.56% 384	26.95% 980	40.95% 1489	15.54% 565	3636	2.51
district swimming pool (estimated cost \$25-28 million)	10.04% 365	4.73% 172	6.74% 245	12.84% 467	65.65% 2387	3636	1.81
critical heating/AC upgrades/replacements (estimated cost \$10-12 million)	43.51% 1582	33.28% 1210	15.07% 548	6.27% 228	1.87% 68	3636	4.1
continue storm shelter additions at remaining 14 elementary schools as funds allow (estimated cost \$3-5 million per school)	21.95% 798	16.91% 615	21.81% 793	26.76% 973	12.57% 457	3636	3.09
critical roofing upgrades/replacements (estimated cost \$1-3 million)	18.51% 673	34.52% 1255	29.43% 1070	13.17% 479	4.37% 159	3636	3.5

