

SECURE ENTRANCE DOORS

421 MO-124 E
HALLSVILLE MO, 65255

FOR:
HALLSVILLE SCHOOL DISTRICT

BY A/E TEAM:
KLINGNER & ASSOCIATES P.C.
3622 Endeavor Ave, Suite 117
Columbia, Missouri 65201
Phone: (573) 355-5988

PROJECT LOCATION



GENERAL NOTES

1. THE CONTRACTOR(S) SHALL CONFIRM CONDITIONS DESCRIBED HEREIN AND TELL THE ARCHITECT OF ANY DISCREPANCIES AND INTERFERENCES ENCOUNTERED PRIOR TO STARTING WORK AFFECTED THEREBY.
2. THE CONTRACTOR(S) SHALL FIELD VERIFY EXISTING DIMENSIONS AND CONDITIONS AND TELL THE ARCHITECT OF ANY DISCREPANCIES AND INTERFERENCES ENCOUNTERED PRIOR TO STARTING WORK AFFECTED THEREBY.
3. THE CONTRACTOR(S) SHALL MEET ALL APPLICABLE CODES INCLUDING BUT NOT LIMITED TO:
2015 INTERNATIONAL BUILDING CODE
2015 INTERNATIONAL RESIDENTIAL CODE
2015 INTERNATIONAL EXISTING BUILDING CODE
2015 INTERNATIONAL FIRE CODE
2014 NATIONAL ELECTRIC CODE
2015 INTERNATIONAL MECHANICAL CODE
2015 UNIFORM PLUMBING CODE
2012 INTERNATIONAL ENERGY CONSERVATION CODE
2010 ADA STANDARDS FOR ACCESSIBLE DESIGN
4. THE CONTRACTOR(S) SHALL BE RESPONSIBLE FOR OSHA COMPLIANCE AND JOB SITE SAFETY.
5. CONTRACTOR(S) SHALL VERIFY LOCATIONS OF ALL UTILITIES (TELEPHONE, DATA, GAS, ELECTRIC, SANITARY AND STORM SEWERS, ETC.) AT THE SITE BEFORE STARTING EXCAVATION OR CONSTRUCTION. THESE ITEMS SHALL BE MARKED AND PROTECTED.
6. THE CONTRACTOR(S) SHALL REPORT ANY SUSPICIOUS MATERIALS (POTENTIALLY HAZARDOUS) AT THE SITE IMMEDIATELY TO THE OWNER FOR HIS/HER FURTHER ACTION. UNLESS NOTED SPECIFICALLY ON THE DRAWINGS OR PROJECT MANUAL, THE ARCHITECT/ENGINEER IS NOT AWARE OF ANY HAZARDOUS MATERIALS AND HAS NOT BEEN HIRED BY THE OWNER TO DEAL WITH SUCH.
7. CONTRACTOR(S) SHALL TAKE PRECAUTIONS NECESSARY TO PROTECT ADJACENT PROPERTY FROM DAMAGE RESULTING FROM CONSTRUCTION OPERATIONS.
8. THE CONTRACTOR(S) SHALL SUBMIT EVIDENCE OF INSURANCE TO OWNER AND HAVE IT APPROVED AS ACCEPTABLE TO OWNER PRIOR TO STARTING WORK. OWNER AND ARCHITECT SHALL BE NAMED AS ADDITIONAL INSURED.

NOTATION AND SYMBOL DESIGNATIONS

- View Name
1/8" = 1'-0"
- CENTER LINE
- DETAIL INDICATOR
- ROOM NAME
A101
150 SF
- ROOM INDICATOR
- DOOR INDICATOR
- SECTION INDICATOR
- WALL TYPE INDICATOR
- EXTERIOR ELEVATION INDICATOR
- WINDOW TYPE INDICATOR
- NOTE INDICATOR
- INTERIOR ELEVATION INDICATOR
- BUILDING GRID INDICATOR

SHEET INDEX

SHEET NUMBER	SHEET NAME
G001	TITLE SHEET
AD110	DEMOLITION COMPOSITE FLOOR PLAN
AD111	DEMOLITION PLANS
A110	COMPOSITE FLOOR PLAN
A111	FLOOR PLANS
A601	DOOR SCHEDULE & DETAILS

KLINGNER & ASSOCIATES, P.C.
Engineers • Architects • Surveyors
Columbia, Missouri
3622 Endeavor Ave, Suite 117
573.355.5988
www.klingner.com

© 2025 KLINGNER & ASSOCIATES P.C.
This document shall not be used for any purpose or project for which it is not intended. Klingner & Associates P.C. and their Divisions shall be indemnified by the client and held harmless from all claims, damages, liabilities, losses and expenses, including attorneys fees and costs arising out of such misuse or reuse of this document. In addition, unauthorized reproduction of this document, in part or as a whole, is prohibited.

REVISION HISTORY		
NO.	DESCRIPTION	DATE

Klingner & Associates, P.C.
Missouri State Certificate of Authority
No. E-000866
ISSUED FOR **01/30/2026**
60% DESIGN

PRELIMINARY
NOT FOR CONSTRUCTION
A/E OR NAME - DISCIPLINE
MOR A/E OR LICENSE #

SECURE ENTRANCE DOORS
HALLSVILLE SCHOOL DISTRICT
421 MO-124 E
HALLSVILLE MO, 65255

Non-Reduced Sheet Size 24" x 36"
Full sized plans have been prepared using standard scales. Reduced sized plans may not conform to standard scales.

DESIGNED	JRT	DRAWN	JRT
FIELD		FIELD BOOK	
CHECKED	HMC	CHECK DATE	

SHEET TITLE	
TITLE SHEET	
PROJECT NO.	24-5017
DRAWING ISSUED DATE:	01/30/2026
SHEET	G001



1 DEMOLITION COMPOSITE FLOOR PLAN
 1/32" = 1'-0"



© 2025 KLINGNER & ASSOCIATES P.C.
 This document shall not be used for any purpose or project for which it is not intended. Klingner & Associates P.C. and their Officers shall be indemnified by the client and held harmless from all claims, damages, liabilities, losses and expenses, including attorneys fees and costs arising out of such misuse or reuse of this document. In addition, unauthorized reproduction of this document in part or as a whole, is prohibited.

REVISION HISTORY		
DESCRIPTION	DATE	APPR

Klingner & Associates, P.C.
 Missouri State Certificate of Authority
 No. E-000866

ISSUED FOR **01/30/2026**
60% DESIGN

PRELIMINARY
NOT FOR CONSTRUCTION

A/EOR NAME - DISCIPLINE
 MO# A/EOR LICENSE #

SECURE ENTRANCE DOORS
HALLSVILLE SCHOOL DISTRICT
421 MO-124 E
HALLSVILLE MO, 65255

Non-Reduced Sheet Size 24" x 36"
 Full sized plans have been prepared using standard scales.
 Reduced sized plans may not conform to standard scales.

DESIGNED	JRT	DRAWN	JRT
FIELD	FIELD BOOK	FIELD BOOK	FIELD BOOK
CHECKED	HMC	CHECK DATE	

SHEET TITLE
DEMOLITION COMPOSITE FLOOR PLAN

PROJECT NO.
24-5017
 DRAWING ISSUED DATE:
01/30/2026

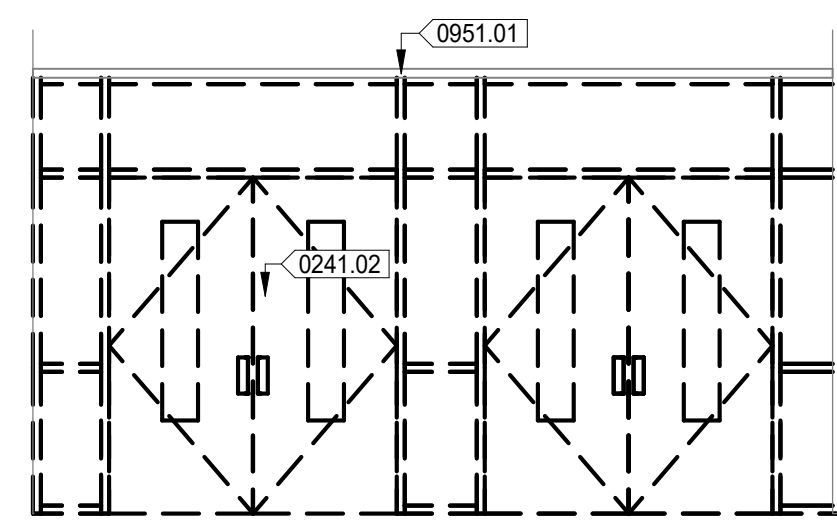
SHEET
AD110

GENERAL DEMOLITION NOTES

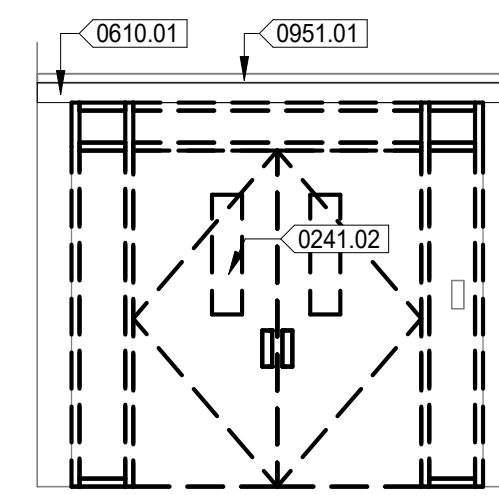
1. ALL HAZARDOUS MATERIALS SHALL BE REMOVED PRIOR TO START OF CONSTRUCTION UNDER SEPARATE CONTRACT.
2. THE CONTRACTOR SHALL MAKE A PERSONAL INSPECTION OF THE SITE AND INCLUDE ALL WORK REQUIRED BY THE DRAWINGS. NOTIFY THE ARCHITECT IN WRITING OF ANY INCONSISTENCIES IN THE DRAWINGS.
3. ONLY MAJOR DEMOLITION COMPONENTS ARE NOTED. MISC. DEMO REQUIRED AS PART OF THIS PROJECT SHALL BE PROVIDED. ANY AND ALL COMPONENTS SHALL BE PATCHED OR REPAIRED IN AN APPROPRIATE MANNER AS TO PROVIDE A FINISHED LOOK TO ALL COMPONENTS REMAINING.
4. PRIOR TO COMMENCING DEMOLITION, THE CONTRACTOR SHALL ASCERTAIN FROM THE OWNER WHETHER OR NOT THE OWNER WISHES TO RETAIN ANY ITEMS. ANY SUCH ITEMS SHALL BE REMOVED WITH CARE SO AS TO PREVENT UNNECESSARY DAMAGE.
5. PROTECT OWNER'S PROPERTY AND PERSONS AT ALL TIMES. THIS INCLUDES ALL ITEMS AND SERVICES NECESSARY TO DEMOLISH OR DISMANTLE AND REMOVE ALL WALLS, EQUIPMENT, PIPING AND APPURTENANCES WHICH WILL INTERFERE WITH NEW CONSTRUCTION. ALL ITEMS TO BE REMOVED SHALL BE COORDINATED WITH NEW CONSTRUCTION.
6. EXISTING CONSTRUCTION SHALL BE PROTECTED.
7. MAINTAIN ANY EXISTING FIRE RESISTANCE RATINGS IN ROOF, WALL AND FLOOR ASSEMBLIES WITH PATCHING OR REPLACING ALL REQUIRED COMPONENTS.
8. ANY ITEMS NOT SHOWN TO BE DEMOLISHED THAT ARE DAMAGED DURING THE COURSE OF DEMOLITION OR CONSTRUCTION SHALL BE REPAIRED/REPLACED BY THE CONTRACTOR AT THE CONTRACTOR'S EXPENSE.
9. COORDINATE ANY SYSTEMS SHUTDOWNS WHICH MAY BE REQUIRED WITH THE OWNER.
10. GENERAL CONTRACTOR SHALL PROVIDE & MAINTAIN DUST PROTECTION BETWEEN EXISTING OCCUPIED AREAS AND WORK AREAS.
11. ALL MATERIALS THAT HAVE BEEN DEMOLISHED SHALL BE REMOVED AND DISPOSED OF PROPERLY. NO DEMOLISHED MATERIALS SHALL BE STOCKPILED ON SITE.
12. ANY ITEMS NOT TO BE RETAINED BY THE OWNER SHALL BE LEGALLY DISPOSED OF OFF SITE BY THE CONTRACTOR.

KEYNOTE LEGEND

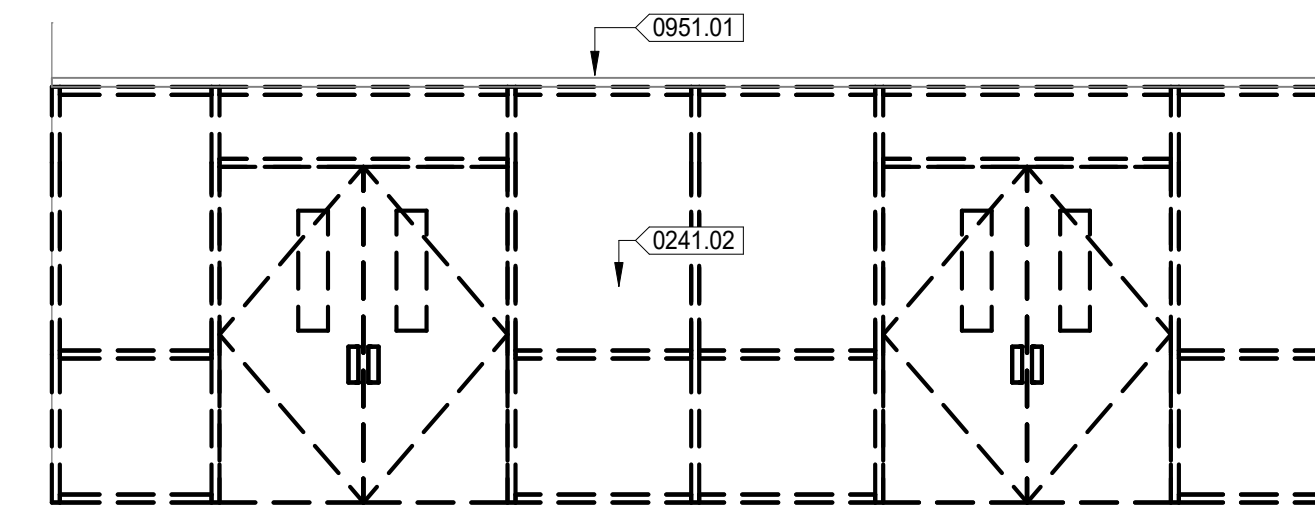
VALUE	DESCRIPTION
0241.02	REMOVE AND DEMO STOREFRONT DOORS, FRAME, HARDWARE, AND GLASS
0610.01	EXISTING WOOD BLOCKING TO REMAIN.
0951.01	EXISTING CEILING TILES AND GRID TO REMAIN.



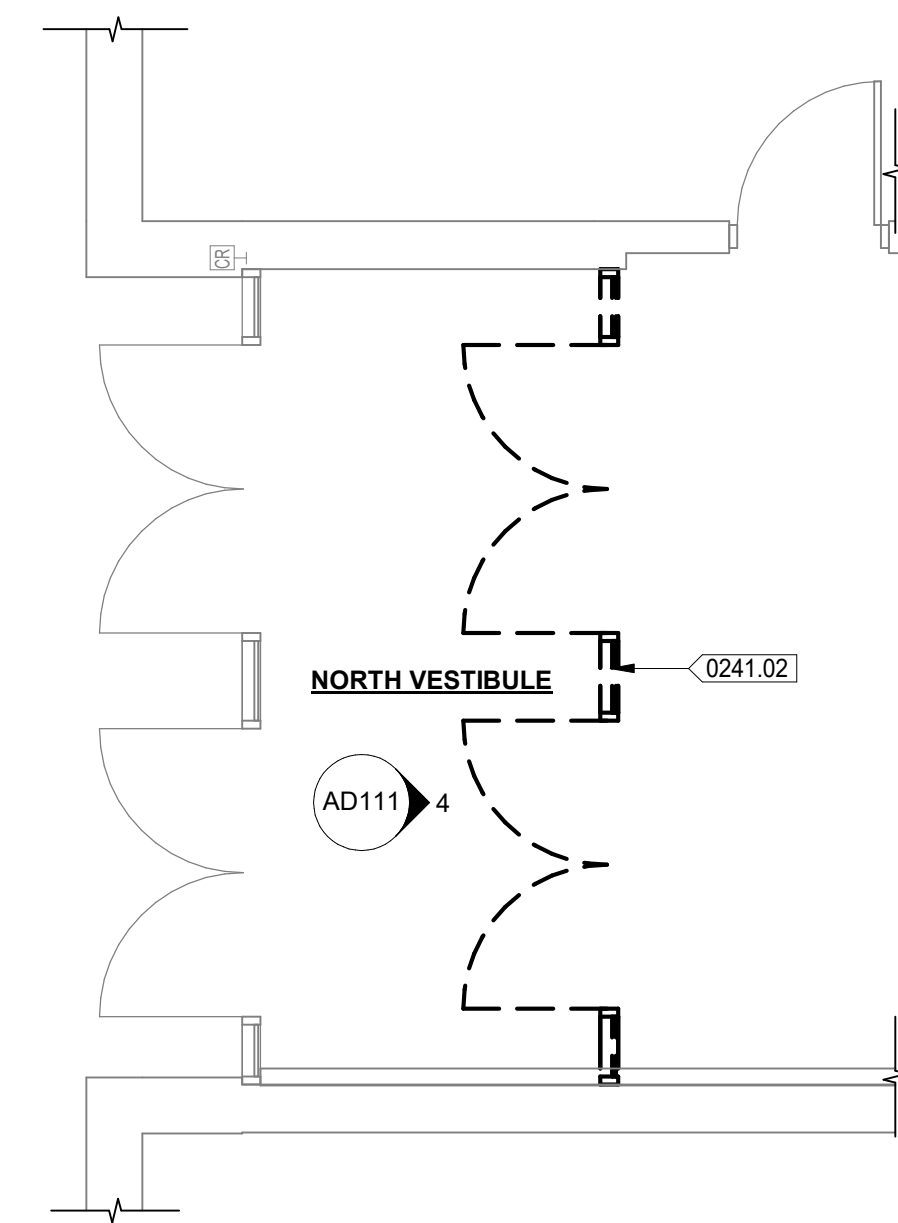
4 NORTH PARKING LOT ENTRANCE DEMOLITION ELEVATION
1/4" = 1'-0"



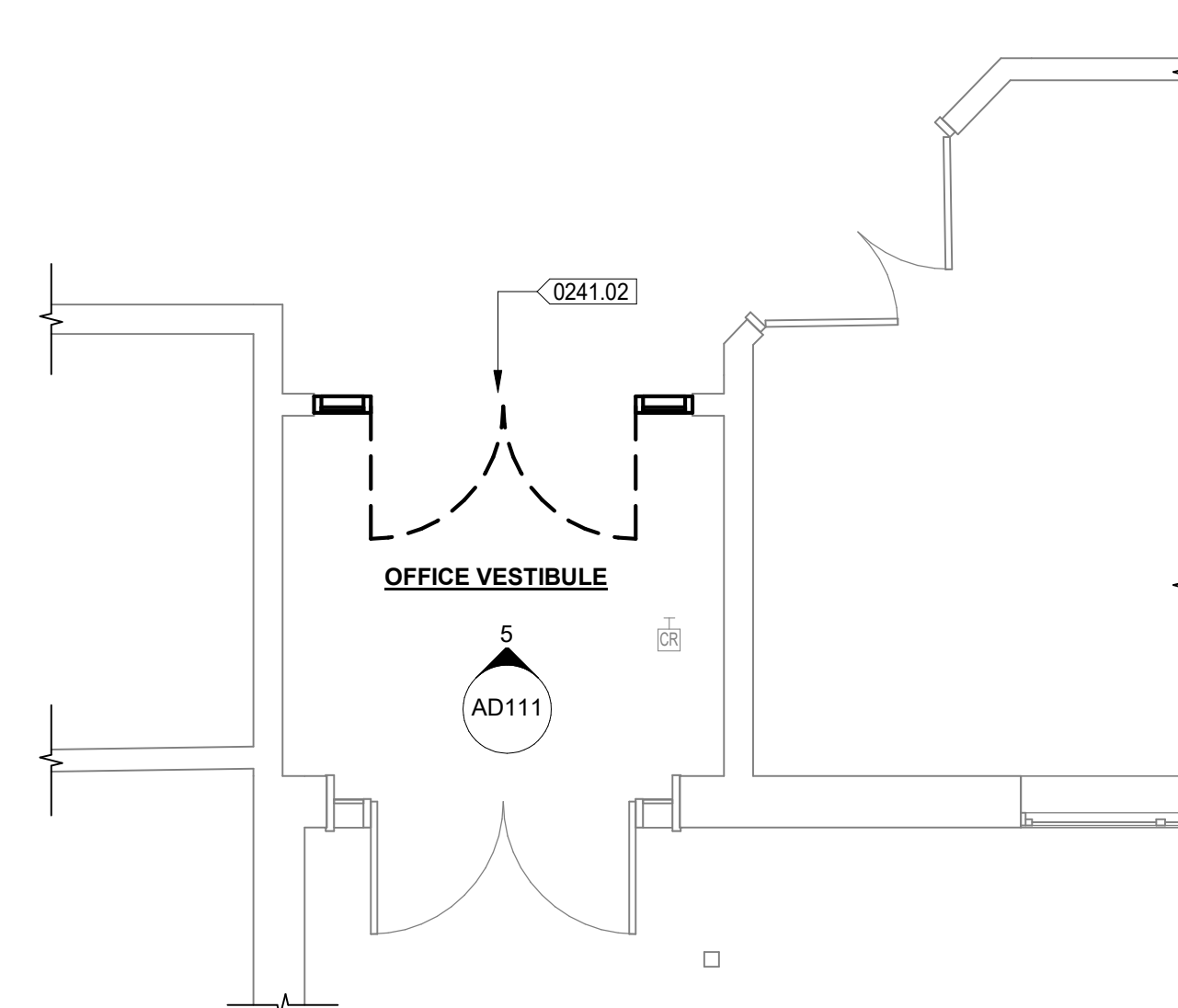
5 MIDDLE SCHOOL CENTRAL OFFICE ENTRANCE DEMOLITION ELEVATION
1/4" = 1'-0"



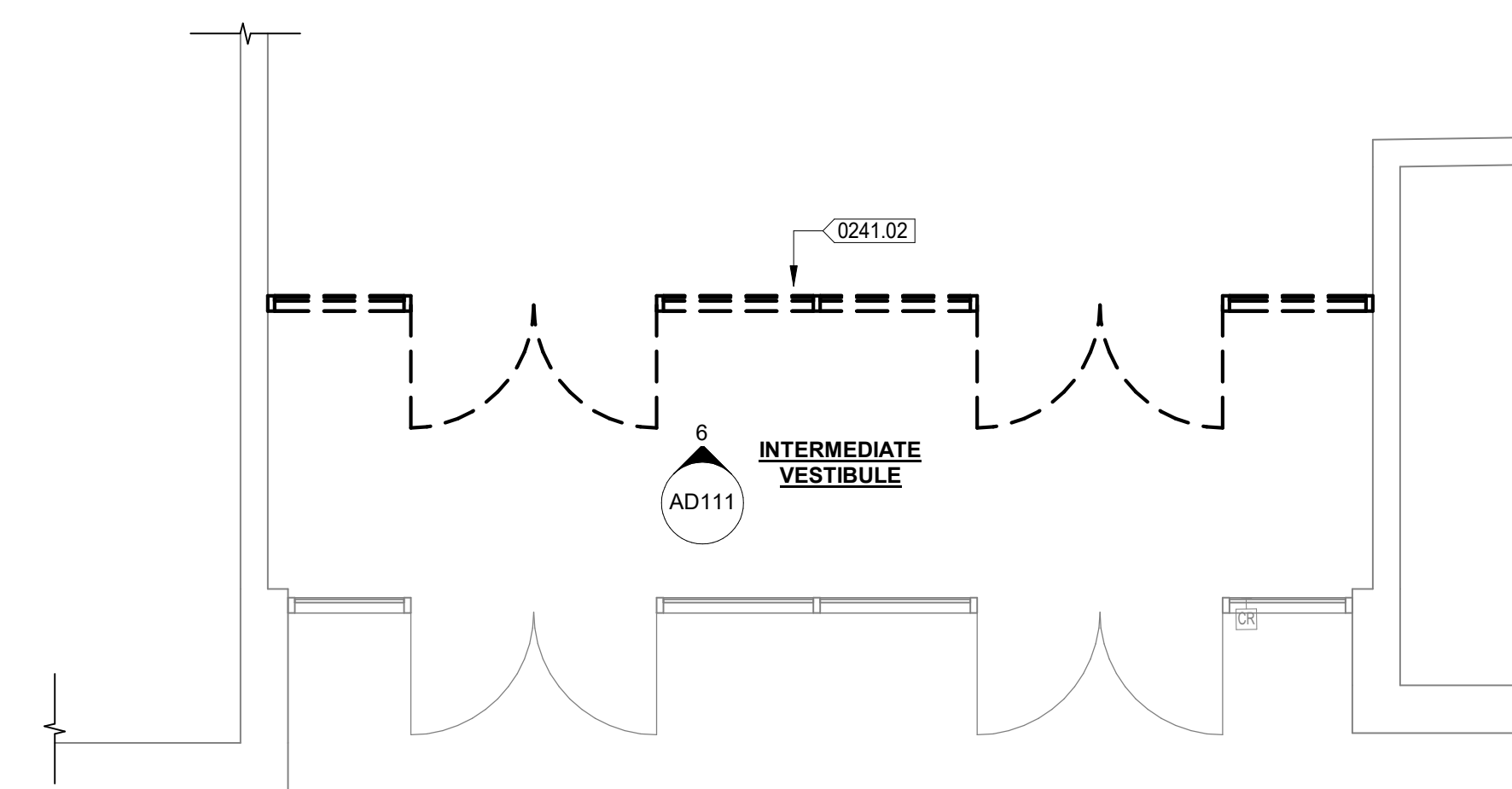
6 INTERMEDIATE SCHOOL MAIN ENTRANCE DEMOLITION ELEVATION
1/4" = 1'-0"



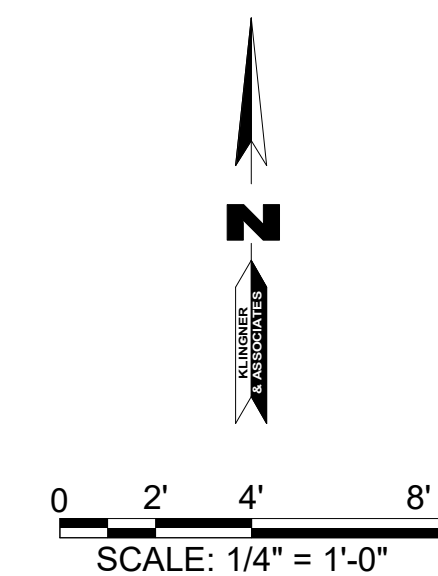
1 NORTH PARKING LOT ENTRANCE DEMOLITION PLAN
1/4" = 1'-0"



2 MIDDLE SCHOOL CENTRAL OFFICE ENTRANCE DEMOLITION PLAN
1/4" = 1'-0"



3 INTERMEDIATE SCHOOL MAIN ENTRANCE DEMOLITION PLAN
1/4" = 1'-0"



© 2025 KLINGNER & ASSOCIATES P.C. This document shall not be used for any purpose or project for which it is not intended. Klingner & Associates P.C. and their Division shall be indemnified by the client and held harmless from all claims, damages, liabilities, losses and expenses, including attorneys fees and costs arising out of such misuse or reuse of this document. In addition, unauthorized reproduction of this document, in part or as a whole, is prohibited.

REVISION HISTORY

NO.	DESCRIPTION	DATE	APPR.

Klingner & Associates, P.C.
Missouri State Certificate of Authority
No. E-000866

ISSUED FOR **01/30/2026**

60% DESIGN

**PRELIMINARY
NOT FOR CONSTRUCTION**

A/EOR NAME - DISCIPLINE
MO# A/EOR LICENSE #

**SECURE ENTRANCE DOORS
HALLSVILLE SCHOOL DISTRICT
421 MO-124 E
HALLSVILLE MO, 65255**

Non-Reduced Sheet Size 24" x 36"

Full sized plans have been prepared using standard scales. Reduced sized plans may not conform to standard scales.

DESIGNED: JRT DRAWN: JRT

FIELD: JRT FIELD BOOK

CHECKED: HMC CHECK DATE:

SHEET TITLE

DEMOLITION PLANS

PROJECT NO. 24-5017

DRAWING ISSUED DATE: 01/30/2026

SHEET

AD111

1 COMPOSITE FLOOR PLAN
 1/32" = 1'-0"



© 2025 KLINGNER & ASSOCIATES P.C.
 This document shall not be used for any purpose or project for which it is not intended. Klingner & Associates P.C. and their
 Division shall be indemnified by the client and held harmless
 from all claims, damages, liabilities, losses and expenses,
 including attorneys fees and costs arising out of such misuse
 or reuse of this document. In addition, unauthorized repro-
 duction of this document, in part or as a whole, is prohibited.

REVISION HISTORY

DESCRIPTION	DATE	APPR

Klingner & Associates, P.C.
 Missouri State Certificate of Authority
 No. E-000866

ISSUED FOR **01/30/2026**
60% DESIGN

PRELIMINARY
NOT FOR CONSTRUCTION

A/EOR NAME - DISCIPLINE
 MOR/A/EOR LICENSE #

SECURE ENTRANCE DOORS
HALLSVILLE SCHOOL DISTRICT
421 MO-124 E
HALLSVILLE MO, 65255

Non-Reduced Sheet Size 24" x 36"
 Full sized plans have been prepared using standard scales.
 Reduced sized plans may not conform to standard scales.

DESIGNED	JRT	DRAWN	JRT
FIELD	JRT	FIELD BOOK	JRT
CHECKED	HMC	CHECK DATE	

SHEET TITLE

COMPOSITE FLOOR PLAN

PROJECT NO.
24-5017
 DRAWING ISSUED DATE:
12/04/2025
 SHEET

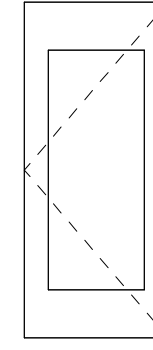
A110

GENERAL DOOR NOTES

- DOOR HARDWARE SHALL BE COORDINATED BY THE GENERAL CONTRACTOR AND APPROVED BY THE OWNER. THE GENERAL CONTRACTOR SHALL COORDINATE ALL KEYING REQUIREMENTS.
- HANDLES, PULLS, LATCHES, LOCKS, AND OTHER OPERATING DEVICES ON ACCESSIBLE DOORS SHALL HAVE A SHAPE THAT IS EASY TO GRASP WITH ONE HAND AND DOES NOT REQUIRE TIGHT GRASPING, PINCHING, OR TWISTING OF THE WRIST TO OPERATE.
- THE GENERAL CONTRACTOR SHALL VERIFY ALL DOOR OPENING SIZES, FRAME SIZES, AND WALL WIDTHS PRIOR TO PLACING ORDER.
- DOOR CLOSERS SHALL BE ADJUSTED SO THAT FROM AN OPEN POSITION OF 90 DEGREES, THE TIME REQUIRED TO MOVE THE DOOR TO A POSITION OF 12 DEGREES FROM THE LATCH IS 5 SECONDS MINIMUM.
- THE FORCE FOR PUSHING OR PULLING OPEN A DOOR OTHER THAN FIRE DOORS SHALL BE AS FOLLOWS:
 - INTERIOR HINGED DOORS AND GATES= 5LBS MAXIMUM.
 - SLIDING OR FOLDING DOORS= 5LBS MAXIMUM.
- ALL GLASS BELOW THE HEIGHT OF 7 FEET ABOVE THE FINISHED FLOOR SHALL BE TEMPERED GLASS. ALL GLASS ADJACENT TO DOORS SHALL BE TEMPERED.
- FIRE RATED LABELS ON DOORS AND FRAMES SHALL NOT BE PAINTED OVER.
- CONTRACTOR SHALL COORDINATE KEYING WITH THE OWNER.

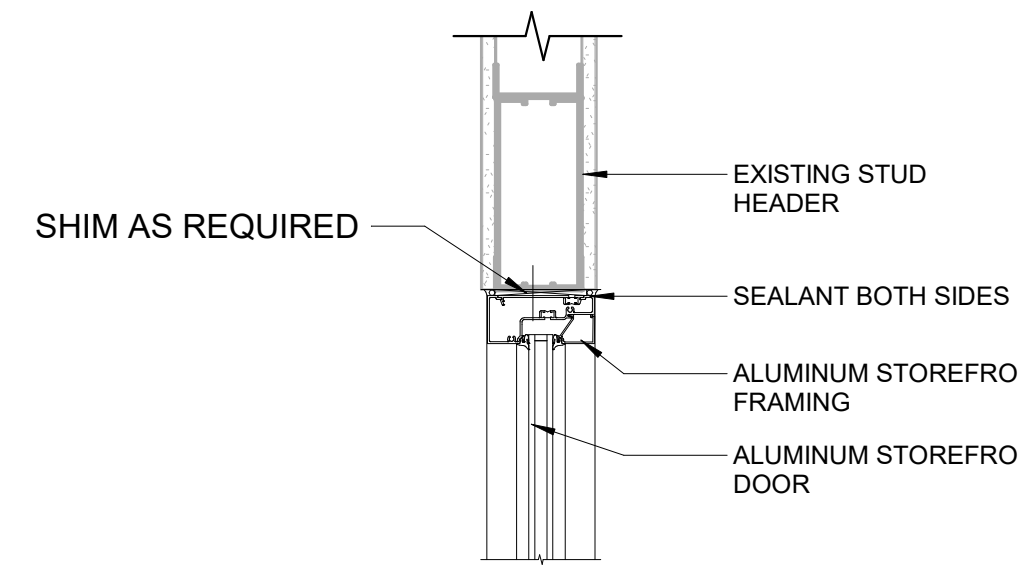
DOOR AND FRAME SCHEDULE

DOOR NUMBER	SIZE			TYPE	MATERIAL	FINISH	FRAME DETAILS			FIRE RATING	HARDWARE GROUP	DOOR NUMBER	REMARKS
	WIDTH	HEIGHT	THICKNESS				HEAD	JAMB	SILL				
100A	6'-0"	7'-0"		FG	ALUM	DARK BRONZE ANNODIZED	1/A601				01	100A	
100B	6'-0"	7'-0"		FG	ALUM	DARK BRONZE ANNODIZED	1/A601				01	100B	
101	6'-0"	7'-0"		FG	ALUM	DARK BRONZE ANNODIZED	2/A601				01	101	
102A	6'-0"	7'-0"		FG	ALUM	DARK BRONZE ANNODIZED					01	102A	
102B	6'-0"	7'-0"		FG	ALUM	DARK BRONZE ANNODIZED					01	102B	

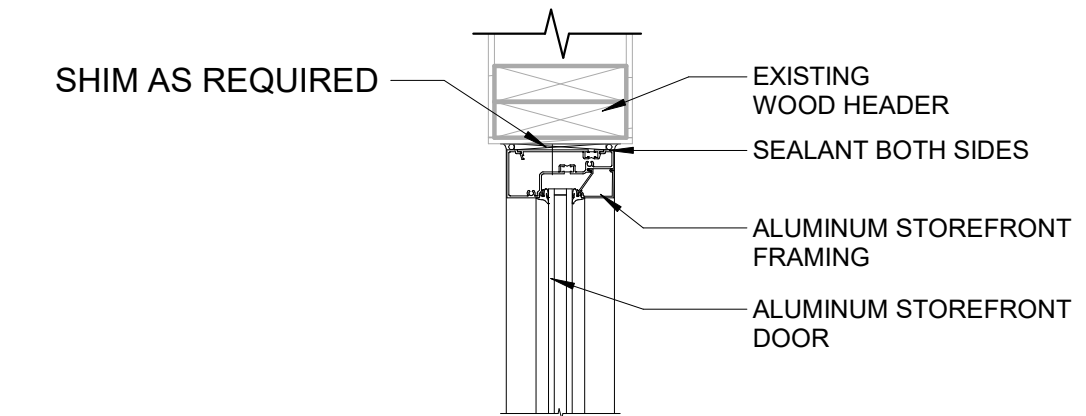


FG

DOOR TYPES



1 METAL HEAD @ STOREFRONT
1 1/2" = 1'-0"



2 METAL HEAD @ STOREFRONT WOOD HEADER
1 1/2" = 1'-0"

© 2025 KLINGNER & ASSOCIATES P.C.
This document shall not be used for any purpose or project for which it is not intended. Klingner & Associates P.C. and their Divisions shall be indemnified by the client and held harmless from all claims, damages, liabilities, losses and expenses, including attorney fees and costs arising out of such misuse or reuse of this document. In addition, unauthorized reproduction of this document, in part or as a whole, is prohibited.

REVISION HISTORY

DESCRIPTION	DATE	APPR

Klingner & Associates, P.C.
Missouri State Certificate of Authority
No. E-000866

ISSUED FOR **01/30/2026**
60% DESIGN

PRELIMINARY
NOT FOR CONSTRUCTION

A/EOR NAME - DISCIPLINE
MO# A/EOR LICENSE #

SECURE ENTRANCE DOORS
HALLSVILLE SCHOOL DISTRICT
421 MO-124 E
HALLSVILLE MO, 65255

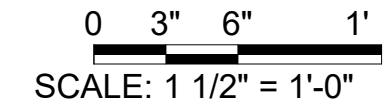
Non-Reduced Sheet Size 24" x 36"
Full sized plans have been prepared using standard scales.
Reduced sized plans may not conform to standard scales.

DESIGNED	JRT	DRAWN	JRT
FIELD		FIELD BOOK	
CHECKED	HMC	CHECK DATE	

SHEET TITLE
DOOR SCHEDULE & DETAILS

PROJECT NO.
24-5017
DRAWING ISSUED DATE:
01/30/2026
SHEET

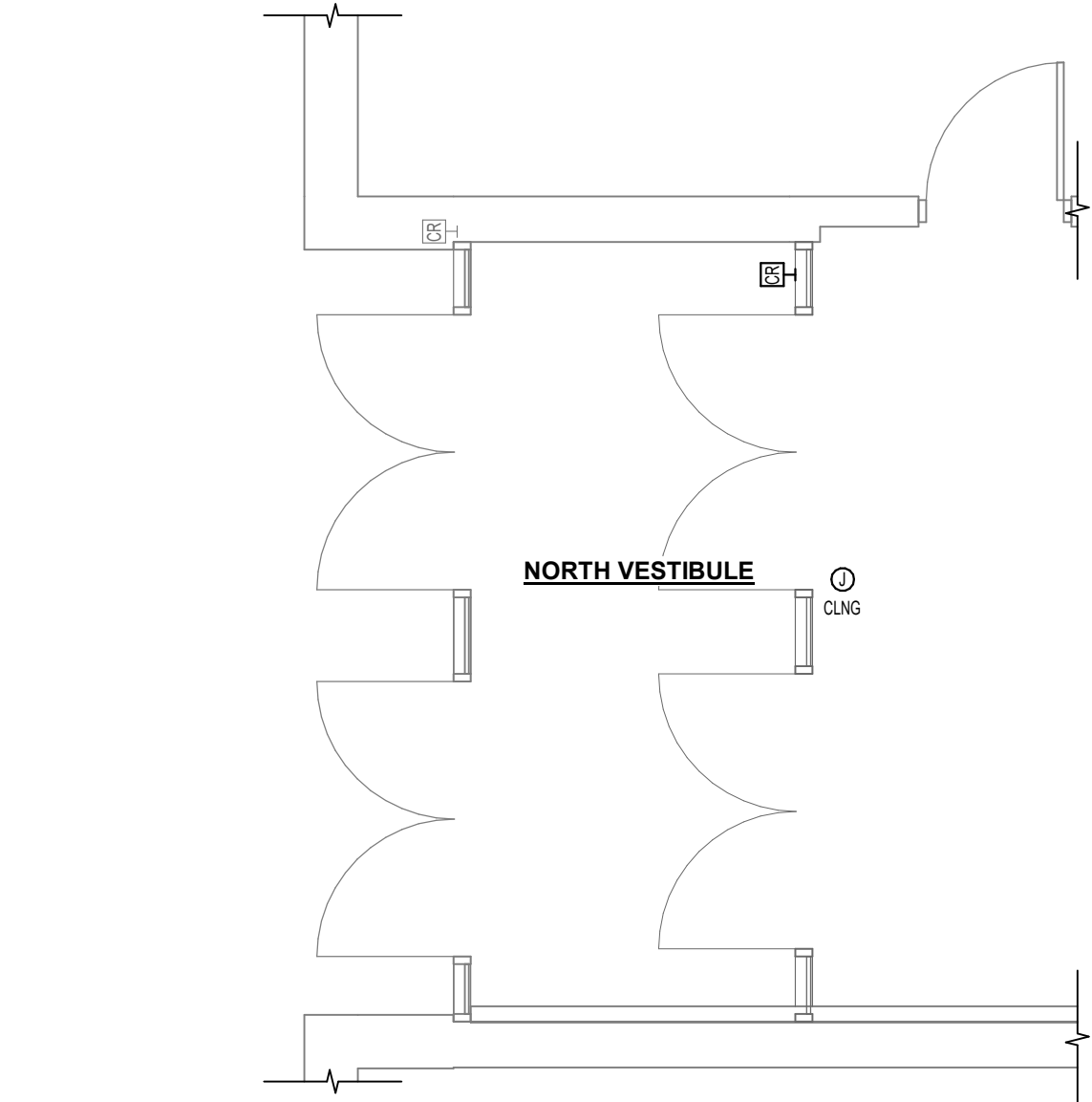
A601



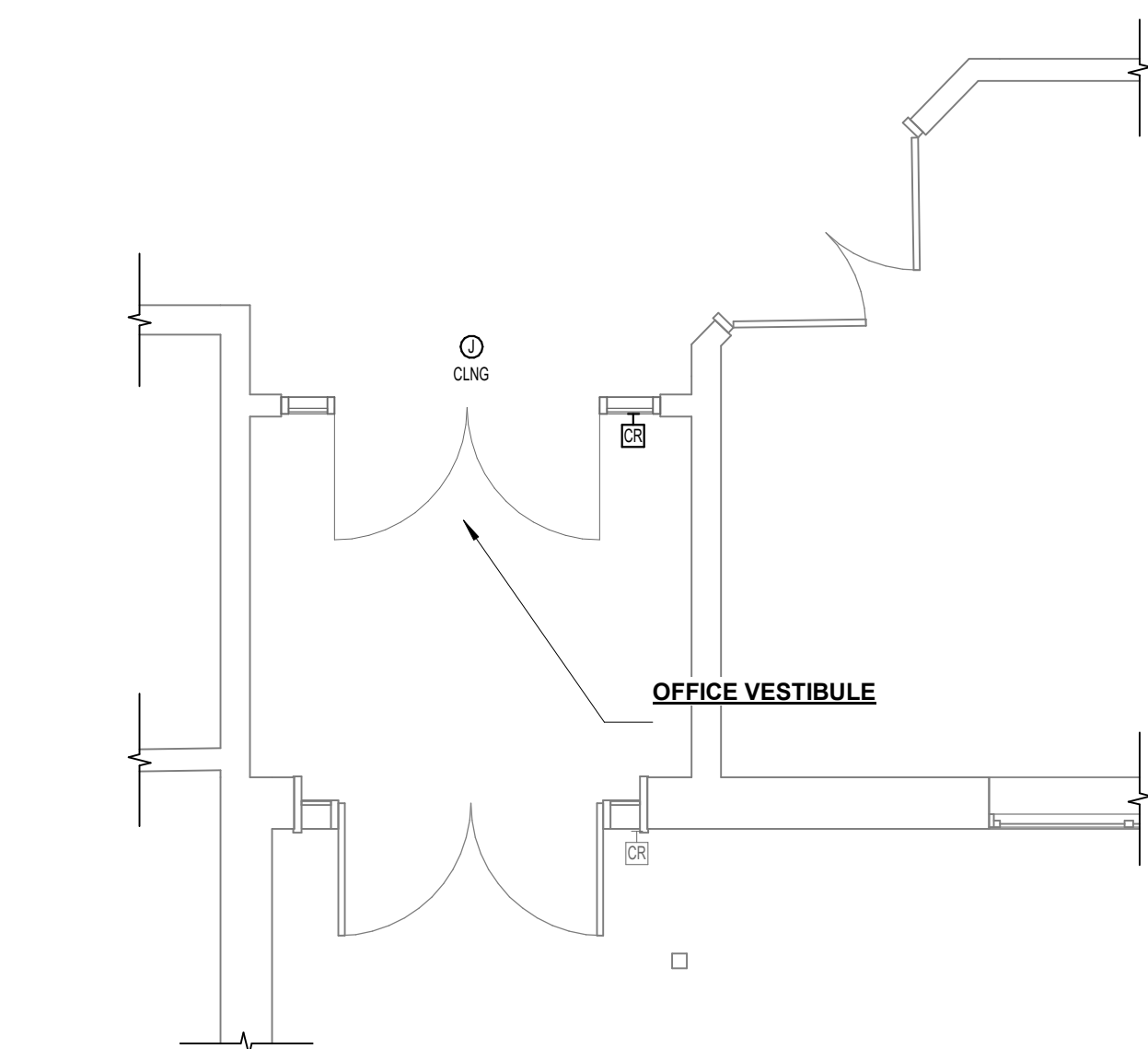
ELECTRICAL SYMBOLS	
	JUNCTION BOX CEILING MOUNTED
	LOW VOLTAGE POWER CIRCUIT
	LINE VOLTAGE POWER CIRCUIT
	CONDUIT SIZE AND TYPE
	SURFACE MOUNTED RACEWAY
	CONDUIT TRANSITION UP
	CONDUIT TRANSITION DOWN
	BRANCH CIRCUIT HOME RUN
	ACCESS CONTROL CARD READER
	ACCESS CONTROL DOOR CONTACT
	ACCESS CONTROL ELECTRIC STRIKE
	ACCESS CONTROL ELECTRIC LATCH
	ACCESS CONTROL POWER SUPPLY
	SECURITY CAMERA (FIXED)
	SECURITY CAMERA (PAN/TILT/ZOOM)
	CONNECT TO EXISTING

GENERAL ELECTRICAL NOTES:

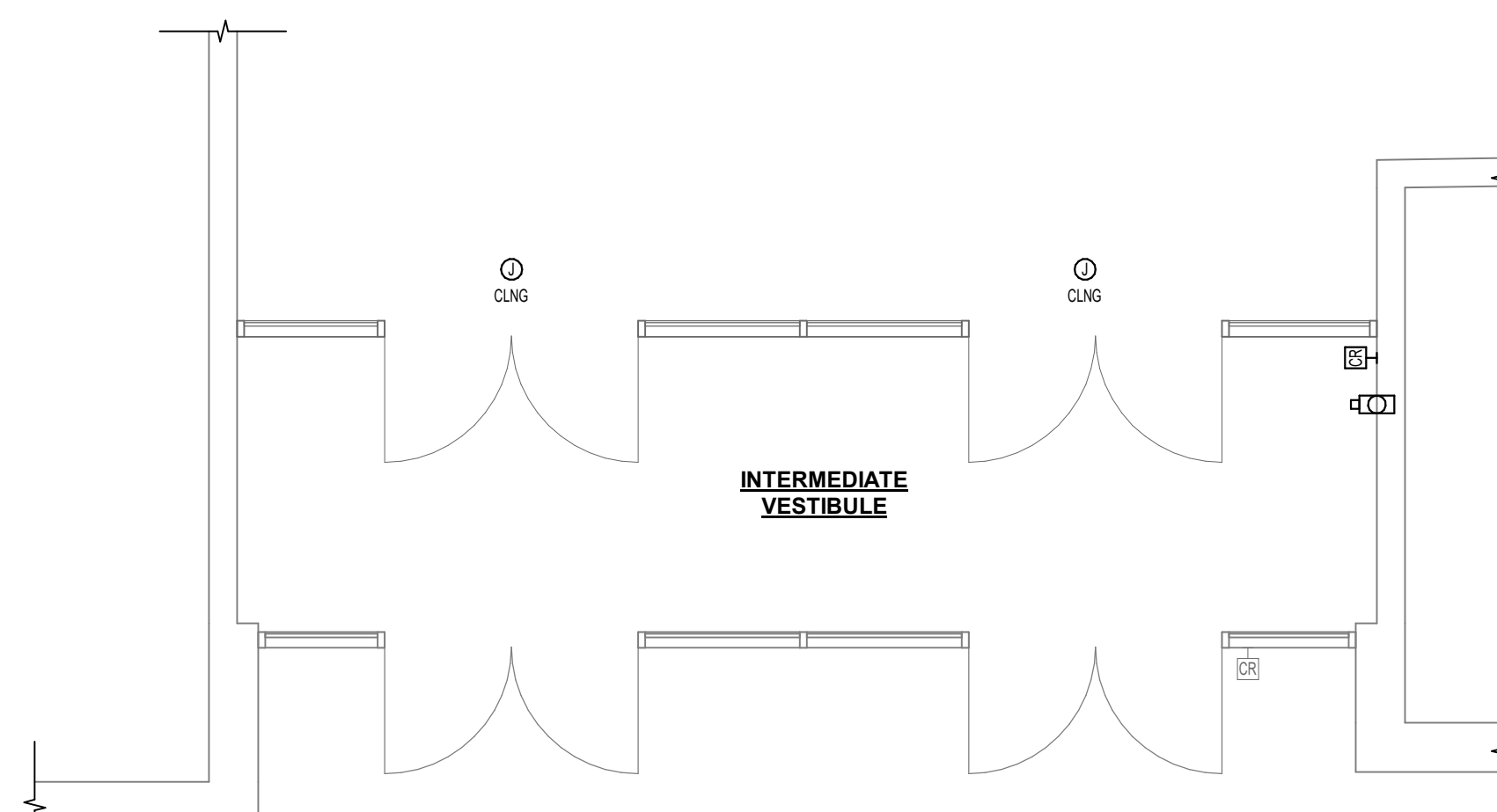
1. APPLICABLE STANDARDS: NFPA-70, NFPA-101, STATE BUILDING CODES, AND THE OCCUPATIONAL SAFETY AND HEALTH ACT (OSHA) OF 1971 AND ALL AMENDMENTS THERETO. EQUIPMENT, DEVICES, APPARATUS, SYSTEMS, AND INSTALLATIONS SHALL BE ENTIRELY SUITABLE AND SAFE FOR EACH INTENDED APPLICATION AND BE IN FULL COMPLIANCE WITH APPLICABLE STANDARDS, REQUIREMENTS, RULES, REGULATIONS, CODES, STATUTES, ORDINANCES, ETC., OF MUNICIPAL, COUNTY, AND STATE GOVERNMENTS, OWNER'S INSURANCE COMPANY, LOCAL UTILITIES, AND LABOR REGULATIONS. NOTHING CONTAINED IN THESE PLANS AND SPECIFICATIONS SHALL BE CONSTRUED TO CONFLICT WITH THESE LAWS, CODES, AND ORDINANCES.
2. DRAWINGS ARE SCHEMATIC AND SHOW APPROXIMATE LOCATIONS OF ELECTRICAL EQUIPMENT. EXACT LOCATIONS SHALL BE COORDINATED BY THE CONTRACTOR AND VERIFIED IN THE FIELD PRIOR TO ROUGH-IN.
3. INSTALLATIONS WHICH INCLUDE ELECTRICAL FIXTURES, DEVICES, CONDUIT, SWITCHES, PANELS, HANGERS, WIRE, CABLE, STANDARDS, ETC., MUST BE ENTIRELY SUITABLE FOR TEMPERATURES, HUMIDITY, DAMP AREAS, VOLTAGE, FREQUENCY, AND ALL INSTALLATION CONDITIONS ENCOUNTERED.
4. INSTALLATION MUST BE ENTIRELY SAFE IN EVERY RESPECT, AND MUST NOT CREATE ANY CONDITIONS OF ANY KIND WHICH WILL BE HARMFUL TO ANY OCCUPANT OF THE BUILDING. IF CONTRACTOR BELIEVES THAT INSTALLATION WILL NOT BE SAFE FOR ALL PEOPLE, HE/SHE SHALL SO REPORT IN WRITING TO ENGINEER BEFORE ANY EQUIPMENT IS PURCHASED OR WORK IS INSTALLED, GIVING EXACT RECOMMENDATIONS, AND REASONS FOR THEM.
5. GROUNDING: ALL GROUNDING SHALL BE IN STRICT ACCORDANCE WITH THE LATEST EDITION OF THE NATIONAL ELECTRICAL CODE (NEC).
6. INSTALLATION OF ELECTRICAL DEVICES SHALL BE COORDINATED WITH OTHER TRADES AS NECESSARY TO PREVENT ANY CONFLICTS DURING CONSTRUCTION.
7. LOW VOLTAGE CONDUIT AND JUNCTION BOXES SHALL BE INSTALLED BY THE CONTRACTOR.
8. EQUIPMENT GROUNDING CONDUCTORS SHALL BE PULLED WITH ALL BRANCH CIRCUITS. CONDUIT SHALL NOT BE USED AS A GROUND U.N.O.
9. CONTRACTOR SHALL FURNISH AND INSTALL ALL MATERIALS, ACCESSORIES, TOOLS, EQUIPMENT, TRANSPORTATION, LABOR, SERVICES AND OPERATIONS NECESSARY FOR A COMPLETE ELECTRICAL SYSTEM.
10. CONTRACTOR SHALL OBTAIN ALL NECESSARY PERMITS AND ARRANGE FOR ALL INSPECTIONS REQUIRED BY STATE OR LOCAL AUTHORITIES.
11. MATERIALS MUST BE NEW, IN FIRST CLASS CONDITION.
12. CONDUIT SHALL BE SEPARATELY HUNG AND ANCHORED, FREE TO EXPAND AND CONTRACT QUIETLY, WITHOUT IMPOSING STRAINS ON STRUCTURE, DEVICES, AND EQUIPMENT. CONDUIT SHALL BE RUN PARALLEL OR PERPENDICULAR TO BUILDING LINES.
13. CONTRACTOR SHALL PERFORM EXCAVATION REQUIRED TO INSTALL HIS WORK.
14. SEE ARCHITECTURAL SHEET FOR FIRE RATED CONSTRUCTION LOCATIONS. ALL ELECTRICAL PENETRATIONS IN FIRE RATED CONSTRUCTION SHALL BE UL LISTED OF EQUAL OR GREATER HOUR RATING.
15. SEE ARCHITECTURAL SHEETS FOR SMOKE PARTITION LOCATIONS. ALL SPACES AROUND ELECTRICAL PENETRATIONS THROUGH A SMOKE PARTITION SHALL BE FILLED WITH AN APPROVED MATERIAL TO LIMIT THE FREE PASSAGE OF SMOKE.



1 NORTH PARKING LOT ENTRANCE
1/4" = 1'-0"



2 MIDDLE SCHOOL CENTRAL OFFICE ENTRANCE
1/4" = 1'-0"



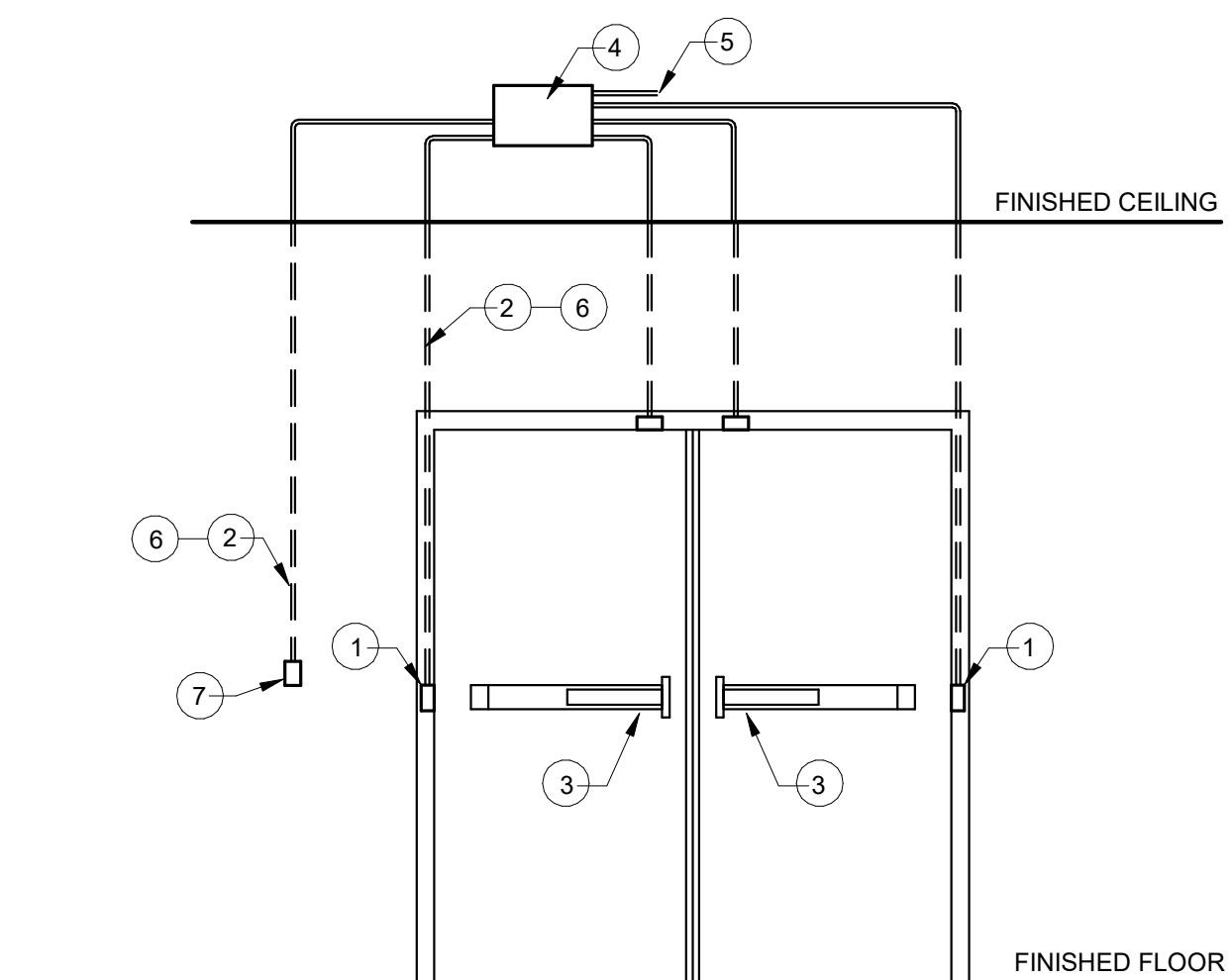
3 INTERMEDIATE SCHOOL MAIN ENTRANCE
1/4" = 1'-0"

LOW VOLTAGE SYSTEMS RESPONSIBILITY MATRIX					
ITEM	FURNISHED BY	RACEWAY AND BOX PROVIDER	WIRE & TERMINATION PROVIDER	INSTALLER	COMMENTS
SECURITY DEVICES	CONTRACTOR	CONTRACTOR	CONTRACTOR	CONTRACTOR	1
SECURITY EQUIPMENT	CONTRACTOR	CONTRACTOR	CONTRACTOR	CONTRACTOR	1
SECURITY SERVICE	OWNER	CONTRACTOR	CONTRACTOR	CONTRACTOR	1

1. COORDINATE FINAL LOCATION WITH OWNER.

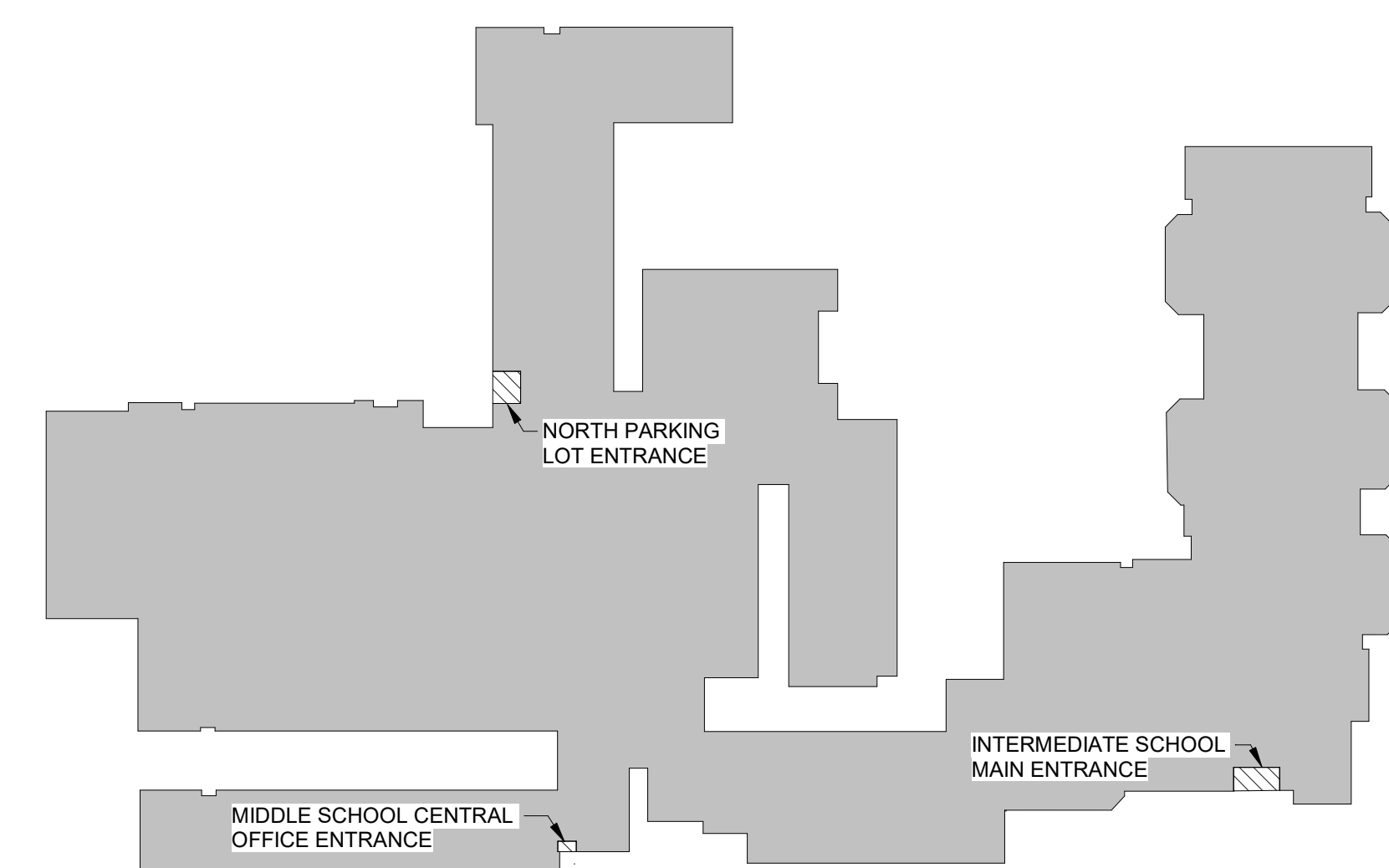
* ANY ELECTRICAL MATERIAL/EQUIPMENT/WORK INDICATED ON THE PLANS OR WITHIN THE PROJECT MANUAL NOT SPECIFICALLY DESCRIBED AS OWNER PROVIDED SHALL BE PROVIDED BY THE CONTRACTOR
** UNLESS OTHERWISE NOTED, PROVIDE A STANDARD 2"x4"x3" RECESSED BOX AND MINIMUM 3/4" CONDUIT FROM OUTLET LOCATION TO ABOVE NEAREST ACCESSIBLE CEILING.

KEYNOTE LEGEND	
VALUE	DESCRIPTION

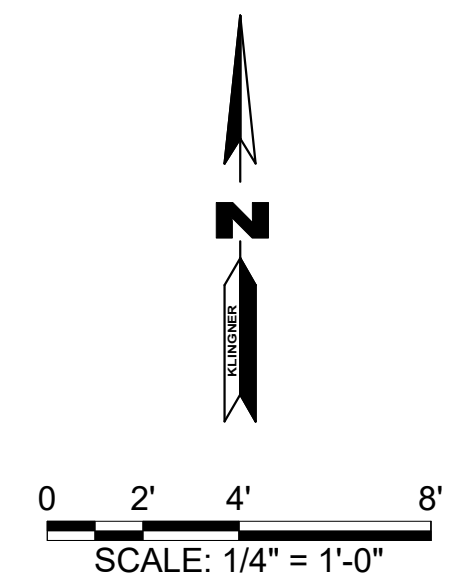


4 ACCESS CONTROL DETAIL - DOUBLE DOOR
NTS

- 1 GROUT BOX IN DOOR FRAME.
- 2 1/2" CONDUIT WITH PULL STRING. COORDINATE CONDUIT INSTALLATION WITH DOOR HARDWARE PROVIDER.
- 3 PUSH BAR.
- 4 12"x12"x4" JUNCTION BOX ABOVE ACCESSIBLE CEILING.
- 5 120V, 20A CIRCUIT.
- 6 LOW VOLTAGE WIRE.
- 7 PROXIMITY CARD READER



KEY PLAN



© 2025 KLINGNER & ASSOCIATES P.C.
This document shall not be used for any purpose or project for which it is not intended. Klingner & Associates P.C. and their Division shall be indemnified by the user and held harmless from all claims, damages, liabilities, losses and expenses, including attorneys fees and costs arising out of such misuse or reuse of this document. In addition, unauthorized reproduction of this document, in part or as a whole, is prohibited.

REVISION HISTORY		
NO.	DESCRIPTION	DATE

Klingner & Associates, P.C.
Missouri State Certificate of Authority
No. E-000866

ISSUED FOR 01/30/26

SCHEMATIC DESIGN

PRELIMINARY
NOT FOR CONSTRUCTION

THEW H BRIDGES - ENGINEER
MO# PE-2021031578

SECURE ENTRANCE DOORS
HALLSVILLE R-IV SCHOOL DISTRICT
421 MO-124 E
HALLSVILLE, MO 65255

Non-Reduced Sheet Size 24" x 36"

Full sized plans have been prepared using standard scales. Reduced sized plans may not conform to standard scales.

DESIGNED	DRAWN
Designer	Author
FIELD	FIELD BOOK

CHECKED	CHECK DATE
Checker	01/17/26

SHEET TITLE

ELECTRICAL PLAN

PROJECT NO.
24-5017
DRAWING ISSUED DATE:
01/30/2026
SHEET

E101