

LCFF Budget Overview for Parents

Local Educational Agency (LEA) Name: Santa Rosa French-American Charter School (SRFACS)

CDS Code: 49 709120125831

School Year: 2023-24

LEA contact information:

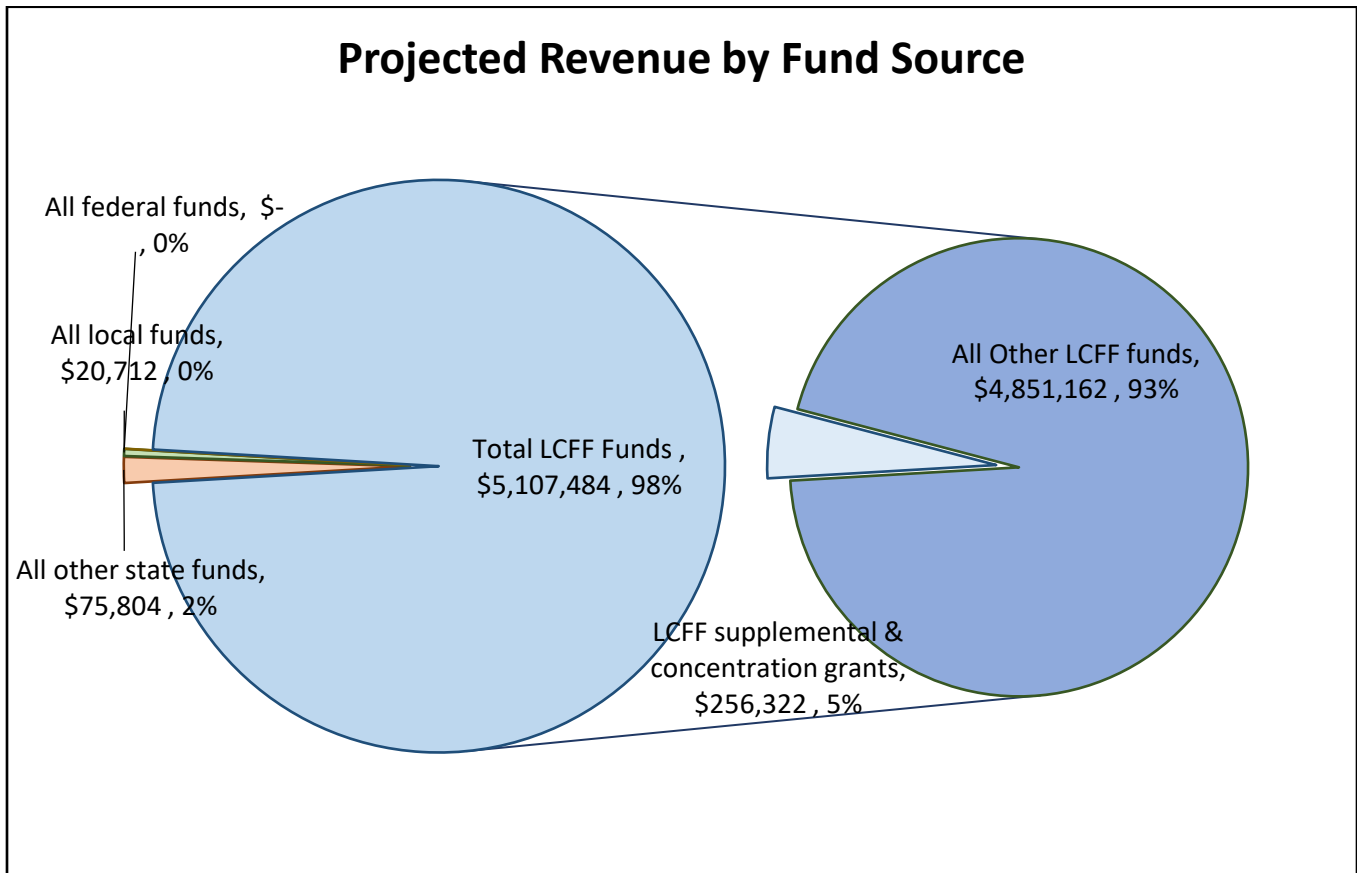
Evelyn Anderson

Principal

(707) 890-3930 ext. 73105

School districts receive funding from different sources: state funds under the Local Control Funding Formula (LCFF), other state funds, local funds, and federal funds. LCFF funds include a base level of funding for all LEAs and extra funding - called "supplemental and concentration" grants - to LEAs based on the enrollment of high needs students (foster youth, English learners, and low-income students).

Budget Overview for the 2023-24 School Year

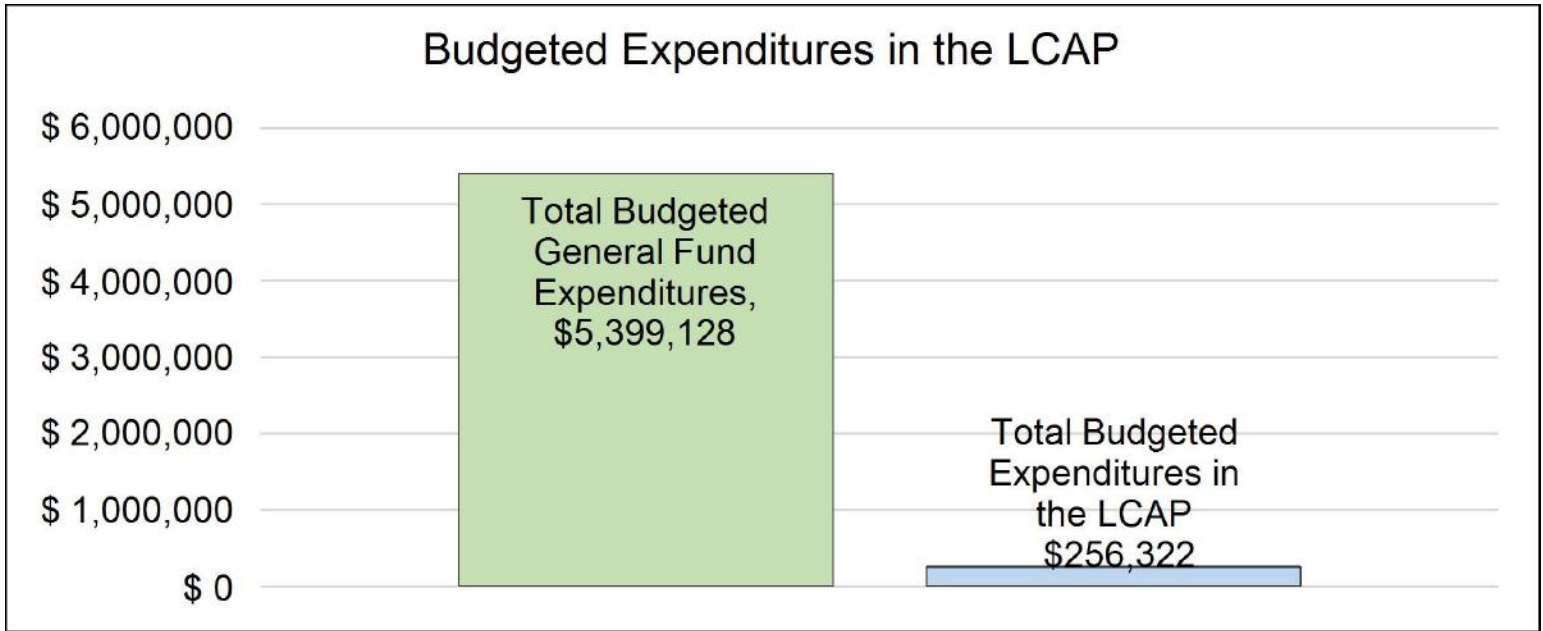


This chart shows the total general purpose revenue Santa Rosa French-American Charter School (SRFACS) expects to receive in the coming year from all sources.

The text description for the above chart is as follows: The total revenue projected for Santa Rosa French-American Charter School (SRFACS) is \$5,204,000, of which \$5,107,484 is Local Control Funding Formula (LCFF), \$75,804 is other state funds, \$20,712 is local funds, and \$0 is federal funds. Of the \$5,107,484 in LCFF Funds, \$256,322 is generated based on the enrollment of high needs students (foster youth, English learner, and low-income students).

LCFF Budget Overview for Parents

The LCFF gives school districts more flexibility in deciding how to use state funds. In exchange, school districts must work with parents, educators, students, and the community to develop a Local Control and Accountability Plan (LCAP) that shows how they will use these funds to serve students.



This chart provides a quick summary of how much Santa Rosa French-American Charter School (SRFACS) plans to spend for 2023-24. It shows how much of the total is tied to planned actions and services in the LCAP.

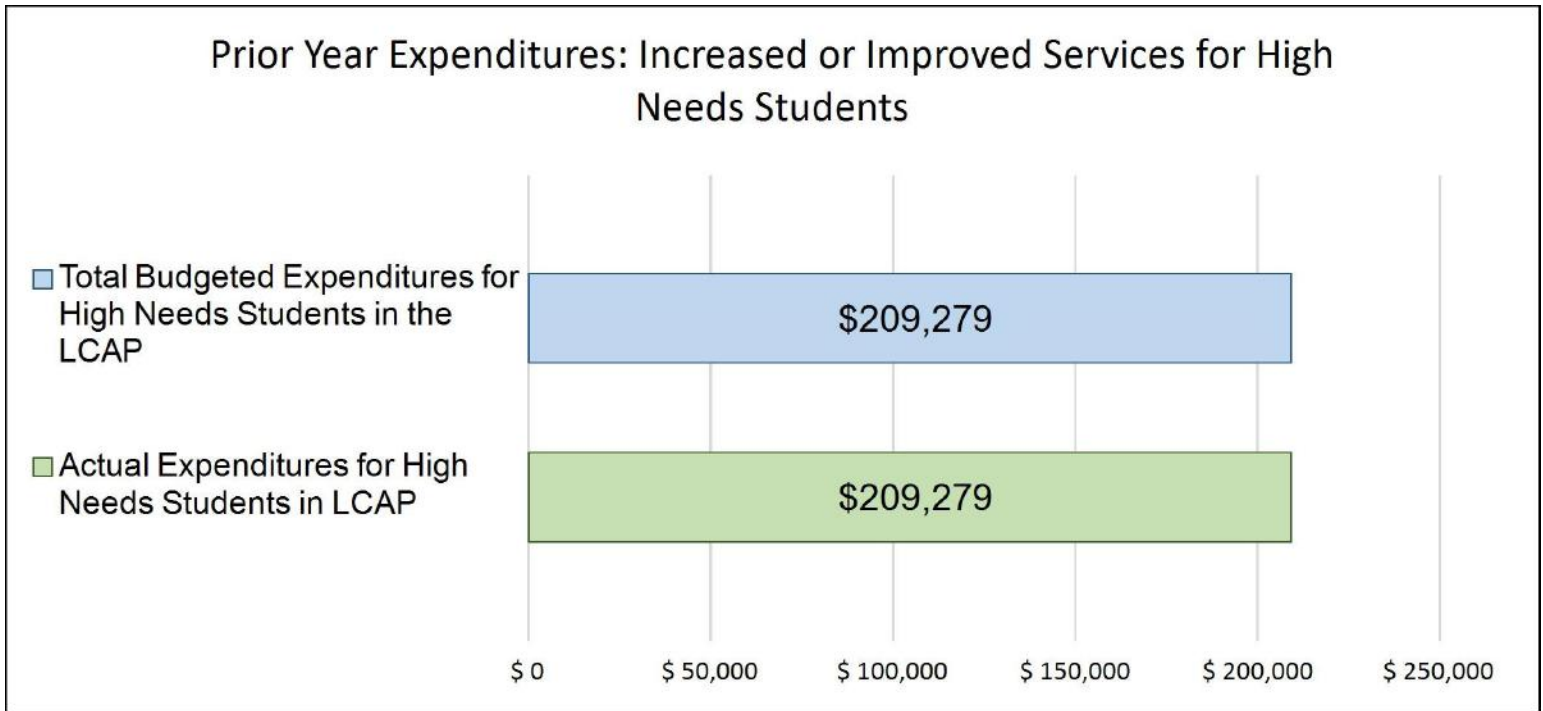
The text description of the above chart is as follows: Santa Rosa French-American Charter School (SRFACS) plans to spend \$5,399,128 for the 2023-24 school year. Of that amount, \$256,322 is tied to actions/services in the LCAP and \$5,142,806 is not included in the LCAP. The budgeted expenditures that are not included in the LCAP will be used for the following:

Increased or Improved Services for High Needs Students in the LCAP for the 2023-24 School Year

In 2023-24, Santa Rosa French-American Charter School (SRFACS) is projecting it will receive \$256,322 based on the enrollment of foster youth, English learner, and low-income students. Santa Rosa French-American Charter School (SRFACS) must describe how it intends to increase or improve services for high needs students in the LCAP. Santa Rosa French-American Charter School (SRFACS) plans to spend \$256,322 towards meeting this requirement, as described in the LCAP.

LCFF Budget Overview for Parents

Update on Increased or Improved Services for High Needs Students in 2022-23



This chart compares what Santa Rosa French-American Charter School (SRFACS) budgeted last year in the LCAP for actions and services that contribute to increasing or improving services for high needs students with what Santa Rosa French-American Charter School (SRFACS) estimates it has spent on actions and services that contribute to increasing or improving services for high needs students in the current year.

The text description of the above chart is as follows: In 2022-23, Santa Rosa French-American Charter School (SRFACS)'s LCAP budgeted \$209,279 for planned actions to increase or improve services for high needs students. Santa Rosa French-American Charter School (SRFACS) actually spent \$209,279 for actions to increase or improve services for high needs students in 2022-23.

Local Control and Accountability Plan

The instructions for completing the Local Control and Accountability Plan (LCAP) follow the template.

Local Educational Agency (LEA) Name	Contact Name and Title	Email and Phone
Santa Rosa French-American Charter School (SRFACS)	Evelyn Anderson Principal	eanderson@srcs.k12.ca.us (707) 890-3930 ext. 73105

Plan Summary [2023-24]

General Information

A description of the LEA, its schools, and its students in grades transitional kindergarten–12, as applicable to the LEA.

The guiding philosophy of the Santa Rosa French-American Charter School (SRFACS) is to provide a standards-based education program taught primarily in the French language and secondarily in American English for students in grades TK through 8th grade. Under charter school law, the school is open to all TK-8th grade students who live in California. The school primarily serves students who live in the Bay Area with the explicit goal of attracting those who have an interest in the French language and culture. In addition, SRFACS builds a community of families who are interested in cultivating global and multi-ethnic perspectives. SRFACS is the first public school to provide this unique education because it proudly offers equitable access to all students.

SRFACS is a free and public educational French Immersion school and it is the only accredited public school of its kind in the Western United States. Our accreditation is through L'Agence pour l'Enseignement Français à l'Étranger/Agency for French Education Abroad (AEFE). This accreditation enables students to access any French educational system worldwide. SRFACS is certified to administer the Diplôme d'Études en Langue Française (DELFF). Attaining this language diploma allows students to apply for the French citizenship and access to French universities. The DELF is a universal measurement of language aptitude. SRFACS aspires to have all students pass the DELF with a B1 level.

Students at SRFACS excel through a harmonization between the French Ministry of Educational Standards and the California Common Core State Standards. Mastery of the French and English language will give students the cultural confidence needed to become global citizens. Our teachers bring their culture, language, and expertise along with their French teaching credential. Our students' cultural confidence is infused by our many native French-speaking teachers and through various subject content. The arts, physical education, and nutrition are critical elements of French culture.

In order for our students to excel we need a stable team of high caliber teachers. An appropriate team needs to meet the criteria of a French teaching credential and have expertise in French immersion instruction. French standards are structured in 3-year project cycles. Teachers need to participate fully from the inception to the completion of the school-wide project. This 3-year project aligns with the 3-year LCAP.

Instructional minutes guiding the charter school operation are in line with those required of other California schools. A minimum of 42,000 for TK and Kindergarten, 50,400 minutes per year for 1 - 3rd grade and a minimum of 54,000 minutes for 4th - 6th grade. As with other schools within Santa Rosa City Schools, the academic calendar is determined by agreement between Santa Rosa City Schools and Santa Rosa Teachers Association. SRFACS' bell schedule starts at 8:30 and ends at 3:00 with a 55 minute lunch in order to adhere with the French cultural structure.

In the primary years we need to have our students receive a higher percentage of French language instruction in order to compensate for the two missing years of kindergarten provided in French schools throughout the world. In the upper-grade years our students will progressively receive more English language instruction until they reach 6th grade. In 6th, 7th and 8th grade instruction is equally divided between French and English language. This facilitates students transitioning through the American instructional system in middle school. The fundamental objective of this school is to prepare students for an increasingly competitive and global world by providing skills that accompany the learning of a second language. These skills are developed with French as a Second Language support (FSL), our Math as a Second Language support (MSL), and our English Language Learners with Designated English Language curriculum (D-ELD). As a result, SRFACS has a highly diverse student body who are ultimately bilingual and trilingual. The LEA challenge is to meet the needs of all students equitably including our 12.2% English Learners, 20.2% Socioeconomically Disadvantaged students, 4.1% students with disabilities, and Homeless students.

Reflections: Successes

A description of successes and/or progress based on a review of the California School Dashboard (Dashboard) and local data.

Available data shows successes of the program. The California School Dashboard data demonstrates SRFACS students achieved high levels in English Language Arts and Mathematics. Among the school's 52 EL students, based on the previous year's scores, 40.4% attained 3 and 4 levels of proficiency toward reclassification. Students who complete the program, including all subgroups, demonstrate French proficiency by passing the DELF exam. All current 6th grade students passed the DELF exam that was administered in the Spring of 2022; results from the Spring 2023 exam are pending.

Reflections: Identified Need

A description of any areas that need significant improvement based on a review of Dashboard and local data, including any areas of low performance and significant performance gaps among student groups on Dashboard indicators, and any steps taken to address those areas.

Although general indicators show student subgroups have better results than district or State averages, there remains a gap between the subgroups and the general school population. The school project plans for more math support to help make gains in the SBAC math scores in the EL, SED and general student population as well as continued math harmonization with more opportunities for collaboration among the French and English math teachers. Focus on Oral Language Development in both English and French programs will reinforce student language skills. Increased effort in Student Wellness through a multi-tiered system of support program will continue to build a positive school climate. If budget allowed, increased counseling hours are needed to have coverage at least two and ideally five days a week by a school counselor.

LCAP Highlights

A brief overview of the LCAP, including any key features that should be emphasized.

Conditions for Success

- Grade Level Team Teacher Collaboration and support to analyze student assessment data and curriculum development.
- Continue funding of a full-time Teacher on Special Assignment (TOSA) to help implement the harmonization of the French and Common Core standards as well as coordinating English Language and French Language as a second language pull out and push in intervention. The TOSA is responsible for the organization and administration of the DELF. The TOSA acts as the liaison to maintain the school accreditation with the AEFÉ, especially in guiding the inspection process for re-accreditation.
- Maintain funding for two .75 instructional assistants to work with English Language Learners and low income students.
- Create teacher schedules that program in one to two periods of support for EL and low income French Language Learners and English Language Learners.
- Data-Driven Decision Making by using Let's Go Learn, Benchmark exams, French National Exams, and writing assessment results.
- Continue support for Teacher's Professional Development and Resource acquisition to enhance teaching strategies to meet the needs of our English Language Learners.
- An Oral Language focus where students will effectively work in pairs or groups in a clearly defined task that requires:
- Accountability for roles, responsibilities, and completion of task steps/process.

- Structured academic discourse to critique and justify using evidence in both English and French.
- Provided 1:1 ratio for Chromebooks for in-class and remote learning
- Collaboration time between teachers to support harmonized planning and evaluations.

Student Performance

- Provide a two-week Summer Jump Start program for Primary and Upper Elementary students including English Language Learners and SED students.
- With the focus on oral language development, implement the following assessments:
- Harmonization of French and English lessons to support building vocabulary
- Development of focus vocabulary words
- Formative/in-class assessments by grade level span i.e., K-1, 2-3, 4-7
- Audio samples in other subject areas through video/audio recording

School Climate

- Provide more opportunities to address student wellness such as the development of the Tool Box Program and school-wide norms of behavior and citizenship
- Provide School Counselor to improve SEL
- Improve communication with all stakeholders to ensure equal access to information and opportunities to provide feedback. (ELAC, PAF, and SAB and faculty)
- Enhance community involvement through various events that promote Parent Education and communication of the SRFACS Mission and Vision. Create more opportunities for new student/family orientation that aims at explaining our dual immersion program.

Comprehensive Support and Improvement

An LEA with a school or schools eligible for comprehensive support and improvement must respond to the following prompts.

Schools Identified

A list of the schools in the LEA that are eligible for comprehensive support and improvement.

Santa Rosa French-American Charter School

Support for Identified Schools

A description of how the LEA has or will support its eligible schools in developing comprehensive support and improvement plans.

Complete focus on SRFACS as the school and LEA

Monitoring and Evaluating Effectiveness

A description of how the LEA will monitor and evaluate the plan to support student and school improvement.

Ongoing review and analysis of student-driven data, assessment results, faculty discussions regarding behavior and school climate, open forums for parent and guardian feedback.

Engaging Educational Partners

A summary of the process used to engage educational partners and how this engagement was considered before finalizing the LCAP.

SRFACS stakeholder inputs are essential to the development and successful implementation of the LEA's LCAP. Working meetings between educators and parent groups were key to developing and approving the LCAP. Discussions included meetings of the School Leadership Team, School Project collaborative meetings, Parent Association Foundation meetings, English Learner Advisory Committee, and the School Advisory Board. The draft LCAP will be posted on the school website for additional feedback.

A summary of the feedback provided by specific educational partners.

SRFACS benefited from significant and purposeful engagement of stakeholders, including those representing the student groups identified by LCFF. The ELAC meeting of March 10, 2023 and the School Advisory Board meeting on March 6, 2023 discussed and approved the goals of the LCAP and proposed uses of funds. A system of social and emotional support needs to be bolstered as the budget allows. Tutoring for English language learners and struggling students needs to be provided to the extent possible if and when the budget allows.

A description of the aspects of the LCAP that were influenced by specific input from educational partners.

The ELAC, staff and School Advisory Board advocated for maintaining the program's successes through support of the academic program and supports of EL students, specifically, the French TOSA, Instructional Assistants, Library technician, Instructional Material Technician, and Family Engagement Facilitator. Social-Emotional supports are critical to student success, especially EL and low-income students. While these supports were considered priorities, there was much concern that LCAP funding was no longer sufficient to provide tutoring for SED students. It was agreed that if funding became available, tutoring SED students would be a priority.

Goals and Actions

Goal

Goal #	Description
1	<p>Goal 1: SRCS educators will provide student-centered teaching and learning opportunities by increasing programs and services that maximize student growth toward meeting or exceeding standards with an emphasis in the areas of English Language Arts and Math.</p> <p>Focus Goal: Pupil Achievement: Remove barriers and provide opportunities to further personal and academic success. Increase the number of students meeting/exceeding proficiency on standardized assessments by 2% annually. (CAASP Math, ELA and CELDT/ELPAC)</p>

An explanation of why the LEA has developed this goal.

The goal is aligned with the district's mission, vision and priorities based on district-wide data. Students will meet or exceed proficiency on standardized assessments as a measure of academic growth, development of an inquiring mind and increased critical thinking in student subgroups. Previous assessments showed an achievement gap between SED students and the general school population. A weak area for all students was communicating reasoning, thus an emphasis will be placed on student ability to explain his/her answer, especially in Science and Math.

Measuring and Reporting Results

Metric	Baseline	Year 1 Outcome	Year 2 Outcome	Year 3 Outcome	Desired Outcome for 2023–24
CAASPP - Mathematics	Most recent available results (2019) showed 31% of SED 5th graders did not meet standards compared with 14% of non-SED students.	2022 is the first year since 2019 that the CAASPP has been administered. Testing is currently in process and results are not available.	The 2021-2022 CAASPP results showed 27.27% of SED 6th graders did not meet standard. 54.54% of SED 6th graders met or exceeded standard. Data for 5th grade was suppressed because fewer than 11 students tested.		Reduce percentage of SED 5th grade students who do not meet standard to 25%

Metric	Baseline	Year 1 Outcome	Year 2 Outcome	Year 3 Outcome	Desired Outcome for 2023–24
CAASPP - ELA	Most recently available data showed 19% of SED grade 3 students did not meet standard compared with 7% of non-SED students	2022 is the first year since 2019 that the CAASPP has been administered. Testing is currently in process and results are not yet available.	The 2021-2022 CAASPP results showed 18.18% of SED 6th graders did not meet standard. 72.73% of SED 6th graders met or exceeded standard. Data for 5th grade was suppressed because fewer than 11 students tested.		Reduce the percentage of SED 3rd grade students who do not meet standard to 12%

Actions

Action #	Title	Description	Total Funds	Contributing
1.1	Increase programs and services that improve student outcomes	<p>1A: Increase programs and services that increase student learning and agency</p> <p>1B: Foster literacy, inquiry, investigation, collaboration, creativity, communication, problem-solving, critical thinking, empathy, civic participation, and cultural consciousness</p> <p>1C: Support Multilingual Learners and Differently-Abled Learners</p> <p>1D: Provide resources and educational opportunities to families equitably</p> <p>1E: Continue to focus on language acquisition as the core of the school's program.</p> <p>1F: Continue use of adopted on-line resources such as; Math IXL, Raz-Kids and Lexia.</p>		Yes

Action #	Title	Description	Total Funds	Contributing
		<p>1G: Continue to support continuous improvement through data analysis to support data-driven decision making.</p> <p>1H: Continue a grade-level appropriate, school-wide evidence-based writing assessment in grades 3-6 that will be administered three times during the school year in English and French classes. Teachers will collaborate on selecting grade-level appropriate writing prompts to measure student outcomes in two genres. Assessment data will be compared with a goal of at least 50% of the students reaching proficiency by the 3rd writing sample. The writing assessment will be used to prepare the students for the SBA ELA exams; especially our EL learners.</p> <p>1I: Provide collaboration opportunities to develop and implement units and projects for each grade level that will link Common Core and French Ministry of Education standards in grades K-6.</p>		
1.2	Provide academic support of EL, SED and homeless students	<p>2A: Continue Summer Jump Start program focused on English Learners, Low Income, and struggling students for two weeks.</p> <p>2B: Continue funding two instructional assistants (.75 FTE) to work with the English Language Learners and SED students across grade levels.</p> <p>2C: Continue funding additional library technician hours to support literacy for English Language Learners and SED students school-wide.</p> <p>2D: Increase interventions for struggling readers</p>	\$75,167.00	Yes

Goal Analysis [2022-23]

An analysis of how this goal was carried out in the previous year.

A description of any substantive differences in planned actions and actual implementation of these actions.

Following the pandemic, we observed a decline in student skills at each grade level. Teachers and the TOSA pursued professional development to further develop strategies for differentiating and supporting struggling learners.

An explanation of material differences between Budgeted Expenditures and Estimated Actual Expenditures and/or Planned Percentages of Improved Services and Estimated Actual Percentages of Improved Services.

N/A

An explanation of how effective the specific actions were in making progress toward the goal.

It will take time to recover learning loss from distance learning. We see small group and individualized improvements that may be statistically demonstrable in a year or two.

A description of any changes made to the planned goal, metrics, desired outcomes, or actions for the coming year that resulted from reflections on prior practice.

The goal and desired outcomes remain relevant.

A report of the Total Estimated Actual Expenditures for last year's actions may be found in the Annual Update Table. A report of the Estimated Actual Percentages of Improved Services for last year's actions may be found in the Contributing Actions Annual Update Table.

Goals and Actions

Goal

Goal #	Description
2	<p>SRCS commits to providing high quality, relevant staff development that promotes professional growth and collaboration to increase student achievement.</p> <p>Broad Goal: Conditions of Learning: SRFACS values and supports growth-minded professionals and positive learning environments by:</p> <ul style="list-style-type: none"> • providing educators with current tools and training to support pedagogical leadership and innovation • providing educators with time to create communities of practice • providing safe and clean schools • providing flexible learning environments conducive to teaching and learning

An explanation of why the LEA has developed this goal.

District-wide concern with retention of personnel and declining enrollment. The January 2021 YouthTruth survey demonstrated a need to significantly improve school culture for the Staff's well-being and professional growth.

Measuring and Reporting Results

Metric	Baseline	Year 1 Outcome	Year 2 Outcome	Year 3 Outcome	Desired Outcome for 2023–24
YouthTruth survey data from staff survey response to "My school creates a positive work environment."	Score of 3.68 in January 2021	Improved outcome to this question with a score of 3.74.	Improved outcome to this question with a score of 3.96.		Increase YouthTruth survey score to a score of 4 or better.
January 2021 YouthTruth survey data in response to "My school is cooperative and team-oriented."	Score of 3.86 in January 2021	Results showed a small improvement to a score of 3.90	A small improvement to this questions with a score of 3.96.		Increase YouthTruth survey score to a score of 4 or better.

Actions

Action #	Title	Description	Total Funds	Contributing
2.1	Support teachers in their professional development	<p>2A: Train all new teachers for the implementation of standardized assessments (SBAC and LGL) and obtain necessary materials for administration of tests as assessments change.</p> <p>2B: Continue to provide the opportunity for teachers to collaborate regarding testing data and create data-considered instruction. Create collaborative opportunities for data analysis and differentiated instruction planning.</p> <p>2C: Enable professional development opportunities for teachers in Common Core State Standards.</p> <p>2D: Continue to provide opportunities for both French and English teachers to participate in the District’s FOSS science training to help implement the use of modules K-6.</p> <p>2E: Continue to provide professional development opportunities for teachers such as visits to other Dual Immersion schools in the county and statewide as well as in-house training and workshops off campus. The school leadership team will provide training in analyzing the evidence of student learning through monthly meetings and during two professional development days held at SRFACS.</p> <p>2F: Collaborative conversations</p> <ul style="list-style-type: none"> • Understanding ELD Standards. 		Yes

Action #	Title	Description	Total Funds	Contributing
		<ul style="list-style-type: none"> • Accountability and Data Analysis of student progress. • Shared data with staff and parents. • Learning rounds to monitor teaching practices. • Parent information nights to showcase oral language methodology. • Brochure of the program for Back to School Night • Staff P.D. Collaboration (AEFE Oral Training) and planning time • Two full-day site-based PD days organized by our school. • Purchase instructional resources to support oral language instruction. 		

Goal Analysis [2022-23]

An analysis of how this goal was carried out in the previous year.

A description of any substantive differences in planned actions and actual implementation of these actions.

The TOSA provided a cross-cultural orientation for incoming international teachers to introduce them to local and State policies and programs, site and district culture, and site-specific team culture. The Leadership Team recognized the need to revisit certain topics that are particularly different in our school system such as the MTSS.

An explanation of material differences between Budgeted Expenditures and Estimated Actual Expenditures and/or Planned Percentages of Improved Services and Estimated Actual Percentages of Improved Services.

N/A

An explanation of how effective the specific actions were in making progress toward the goal.

Some individuals integrate into other cultures more easily than some. We will continue to work toward the goal.

A description of any changes made to the planned goal, metrics, desired outcomes, or actions for the coming year that resulted from reflections on prior practice.

We will do more and smaller trainings to build understanding along the way.

A report of the Total Estimated Actual Expenditures for last year's actions may be found in the Annual Update Table. A report of the Estimated Actual Percentages of Improved Services for last year's actions may be found in the Contributing Actions Annual Update Table.

Goals and Actions

Goal

Goal #	Description
3	<p>SRCS, in partnership with our community, commits to developing safe, inclusive, culturally responsive learning environments to promote social-emotional wellness and address the physical needs of students, families and staff. SRCS commits to developing culturally relevant, humanizing programs and relationships that help ensure each person is safe, engaged, supported, and challenged.</p> <p>Broad Goal: Engagement and School Climate: Develop and care for the mental, emotional, and physical health of our students and whole school community. Create a strong foundation and adherence to charter document by building social-emotional well-being, global mindset, and personal responsibility.</p>

An explanation of why the LEA has developed this goal.

SRCS in general, and SRFACS students and staff specifically, have been significantly impacted by the local wildfires and global pandemic, making SEL a critical broad goal. Providing students with a sense of belonging and safety is fundamental to supporting their academic success. A school-wide community focus on mental and emotional well-being will help students, parents and educators recover and build resiliency. Developing a strong community will support student well-being. Student understanding of their community, the environment and other cultures of the world builds a connection that makes education relevant to the student. In the YouthTruth survey of January 2021, a lower percentile of SRFACS students reported feeling content about life than students district-wide.

Measuring and Reporting Results

Metric	Baseline	Year 1 Outcome	Year 2 Outcome	Year 3 Outcome	Desired Outcome for 2023–24
Reduce student and parent urgent calls with School Counselor	631 contacts in 2020-2021 SY to 5/5/21	Urgent calls reduced to less than 50.	Individual contacts with students and home communications were largely around social interactions and building resiliency among students rather than urgent calls.		Reduction in urgent contacts so that the Counselor spends 50% of her/his time giving SEL lessons.

Metric	Baseline	Year 1 Outcome	Year 2 Outcome	Year 3 Outcome	Desired Outcome for 2023–24
Increase students reporting contentment with their life	January 2021 YouthTruth survey found SRFACS students were below SRCS level and below 25th percentile in self-reported contentment.	January 2022 YouthTruth survey found dramatic improvement in the percentile of students self-reporting contentment, reaching the 77th percentile.	January 2023 YouthTruth Survey showed a slight dip in results with students self-reporting contentment reaching the 76th percentile/ 61% of students.		Greater than 50% of students report contentment with their life.
Increase attendance at ELAC meetings	Three consistent members	ELAC meeting of April 22 had two members in-person and two members joining on zoom.	Monthly meeting attendance was consistently at least five members and up to 12.		Ten consistent members at monthly meetings.

Actions

Action #	Title	Description	Total Funds	Contributing
3.1	Build student well-being through school-wide connections	<p>3A: Provide Jump Start program in late July to build connection between students and school and teach/reinforce school norms and rules.</p> <p>3B: Consider findings of YouthTruth annual surveys and maintain programs with positive impact and make improvements as needed.</p> <p>3C Have School Counselor available to students at least two days each week.</p> <p>3D: Support the development of students' social-emotional skills by providing TOOLBOX training for all staff members. TOSA and French lead teachers will provide translation and follow-up training.</p> <p>3E: Continue funding Family Engagement Facilitator to engage Spanish-speaking families and build connection with EL community</p>	\$76,372.00	Yes

Action #	Title	Description	Total Funds	Contributing
		<p>3F: Continue to adhere to charter document and parent involvement provision. Gather data on total volunteer hours per year to measure growth.</p> <p>3G: Create educational opportunities for parents – including before school year to share information about dual language schools. In August, hold an orientation for new and returning families, students, and staff.</p> <p>3H: Create and maintain school website with links to the SRFACS parent website. Continue parent link messages and monthly parent newsletter to establish stronger communication. Update school brochures and handouts for prospective families. Update student/parent handbook to address new procedures and rules.</p>		

Goal Analysis [2022-23]

An analysis of how this goal was carried out in the previous year.

A description of any substantive differences in planned actions and actual implementation of these actions.

The Jump Start program, bilingual Rules Rodeo facilitated by school counselor, school counselor services including classroom lessons, increased parent communication, and increased parent volunteer opportunities all helped improve the school climate and learning engagement.

An explanation of material differences between Budgeted Expenditures and Estimated Actual Expenditures and/or Planned Percentages of Improved Services and Estimated Actual Percentages of Improved Services.

N/A

An explanation of how effective the specific actions were in making progress toward the goal.

Introducing and reminding students of school-specific expectations and supporting social-emotional needs improved the school climate. Increased and repeated communications in multiple formats increased ELAC involvement.

A description of any changes made to the planned goal, metrics, desired outcomes, or actions for the coming year that resulted from reflections on prior practice.

Continue with effective actions.

A report of the Total Estimated Actual Expenditures for last year's actions may be found in the Annual Update Table. A report of the Estimated Actual Percentages of Improved Services for last year's actions may be found in the Contributing Actions Annual Update Table.

Goals and Actions

Goal

Goal #	Description
4	Maintenance Goal: Pupil Outcomes: Creation of strong scope and sequence curricular model for all grades that adheres to the model for dual immersion K-6 which aligns with California Common Core State Standards as well French Ministry of Education Standards to support the mastery of language.

An explanation of why the LEA has developed this goal.

This maintenance goal supports the school's theory of action to provide rigorous, enriching education through the mastery of English and French languages. The program has historically demonstrated positive results that should be continued and build upon. While 4.4% of EL students have been reclassified in the 2020-2021 school year, past years' results were higher and should improve with in-person learning.

Measuring and Reporting Results

Metric	Baseline	Year 1 Outcome	Year 2 Outcome	Year 3 Outcome	Desired Outcome for 2023–24
Maintain reclassification rate	At least 4% of EL students reclassified annually	9.3% of EL students were reclassified during the 2021-22 school year.	11.5% of EL students were reclassified during the 2022-2023 school year.		15% of EL students are reclassified
DELFL	90% of 6th grade student pass the DELFL	100% of current 6th grade students passed the A2 level of the DELFL. Students will be offered the opportunity to pass a higher level exam in the future.	99.9% of 6th grade students passed the DELFL A2 this school year. The one student who did not pass did not study or speak French during distance learning.		100% of 6th grade students pass the DELFL

Actions

Action #	Title	Description	Total Funds	Contributing
4.1	Implement evidence-based instruction to achieve measurable outcomes in language acquisition.	<p>1A: Continue to focus on language acquisition as the core of the school's program.</p> <p>1B: Expand co-teaching opportunities.</p> <ul style="list-style-type: none"> Continue to provide professional development opportunities for teachers such as visits to other Dual Immersion schools in the county and statewide as well as in-house training and workshops off campus. The school leadership team will provide training in analyzing the evidence of student learning through monthly meetings and during two professional development days held at SRFACS. Continue to support continuous improvement through data analysis to support data-driven decision making. Continue a grade-level appropriate, school-wide evidence-based writing assessment in grades 3-6 that will be administered three times during the school year in English and French classes. Teachers will collaborate on selecting grade-level appropriate writing prompts to measure student outcomes in two genres. Assessment data will be compared with a goal of at least 50% of the students reaching proficiency by the 3rd writing sample. The writing assessment will be used to prepare the students for the SBA ELA exams; especially our EL learners. <p>1C: Continue the TOSA position (1.0 FTE) to coordinate parent outreach/communication, harmonization of the French Ministry of Education and CA Common Core standards, administration of the DELF exams, and after-school academic support.</p> <p>1D: Maintain IMT hours of 4.0/day to enable curriculum management of our dual English and French programs.</p>	\$71,226.00	Yes

Action #	Title	Description	Total Funds	Contributing
		1E: Provide collaboration opportunities to develop and implement units and projects for each grade level that will link Common Core and French Ministry of Education standards in grades K-6.		

Goal Analysis [2022-23]

An analysis of how this goal was carried out in the previous year.

A description of any substantive differences in planned actions and actual implementation of these actions.

Increased opportunities for the TOSA to support struggling learners, especially EL students improved reclassification and general outcomes.

An explanation of material differences between Budgeted Expenditures and Estimated Actual Expenditures and/or Planned Percentages of Improved Services and Estimated Actual Percentages of Improved Services.

N/A

An explanation of how effective the specific actions were in making progress toward the goal.

Improved results toward targeted goals.

A description of any changes made to the planned goal, metrics, desired outcomes, or actions for the coming year that resulted from reflections on prior practice.

Continue increased management of instructional materials in both languages.

A report of the Total Estimated Actual Expenditures for last year's actions may be found in the Annual Update Table. A report of the Estimated Actual Percentages of Improved Services for last year's actions may be found in the Contributing Actions Annual Update Table.

Increased or Improved Services for Foster Youth, English Learners, and Low-Income Students [2023-24]

Projected LCFF Supplemental and/or Concentration Grants	Projected Additional LCFF Concentration Grant (15 percent)
\$256,322	38,448

Required Percentage to Increase or Improve Services for the LCAP Year

Projected Percentage to Increase or Improve Services for the Coming School Year	LCFF Carryover — Percentage	LCFF Carryover — Dollar	Total Percentage to Increase or Improve Services for the Coming School Year
6.02%	0.00%	\$0.00	6.02%

The Budgeted Expenditures for Actions identified as Contributing may be found in the Contributing Actions Table.

Required Descriptions

For each action being provided to an entire school, or across the entire school district or county office of education (COE), an explanation of (1) how the needs of foster youth, English learners, and low-income students were considered first, and (2) how these actions are effective in meeting the goals for these students.

Instructional assistants and additional library technician hours will provide supports to unduplicated students with a priority of increasing their academic outcomes as evidenced by ELPAC, CAASP and LGL scores.

Teacher professional development will include training to consider student survey and test score results to guide their instruction with an understanding that addressing the needs of unduplicated students benefits the whole school.

School-wide community building through SEL and Spanish language outreach creates an inclusive school environment for English learners, Foster youth and low-income students.

Evidence-based instruction will support continuous focus on those students most in need of support and reinforcement while pursuing a rigorous, globally-minded curriculum.

A description of how services for foster youth, English learners, and low-income students are being increased or improved by the percentage required.

SRFACS will provide EL and low-income students with more focused supports in order to::

- reduce gaps in measured performance outcomes
- reduce the need for urgent social and emotional supports; and
- improve student response scores in our annual survey

The SRFACS LCAP goals will provide a more positive learning environment for unduplicated students. Educators will gain professional growth in serving struggling students who may not have equitable supports at home or prior to coming to our school. We will develop stronger systems for identifying and addressing social-emotional needs of low-income and English learner students. Our school has extremely broad social-economic demographics. Students vary vastly in out-of-school supports such as tutoring or parental assistance with homework. We need to implement actions within the school day that reduce those discrepancies. SRFACS will build systems for gathering and analyzing data to inform instructional practices and social-emotional learning opportunities. Deeper analysis of academic measures along with needs for counseling and student survey responses will help refine our actions in order to improve services for low-income students, English learners and foster youth.

A description of the plan for how the additional concentration grant add-on funding identified above will be used to increase the number of staff providing direct services to students at schools that have a high concentration (above 55 percent) of foster youth, English learners, and low-income students, as applicable.

Staff-to-student ratios by type of school and concentration of unduplicated students	Schools with a student concentration of 55 percent or less	Schools with a student concentration of greater than 55 percent
Staff-to-student ratio of classified staff providing direct services to students	5:350	
Staff-to-student ratio of certificated staff providing direct services to students	28:350	

2023-24 Total Expenditures Table

Totals	LCFF Funds	Other State Funds	Local Funds	Federal Funds	Total Funds	Total Personnel	Total Non-personnel
Totals	\$222,765.00				\$222,765.00	\$222,765.00	

Goal	Action #	Action Title	Student Group(s)	LCFF Funds	Other State Funds	Local Funds	Federal Funds	Total Funds
1	1.1	Increase programs and services that improve student outcomes	English Learners Foster Youth Low Income					
1	1.2	Provide academic support of EL, SED and homeless students	English Learners Foster Youth Low Income	\$75,167.00				\$75,167.00
2	2.1	Support teachers in their professional development	English Learners Foster Youth Low Income					
3	3.1	Build student well-being through school-wide connections	English Learners Foster Youth Low Income	\$76,372.00				\$76,372.00
4	4.1	Implement evidence-based instruction to achieve measurable outcomes in language acquisition.	English Learners Foster Youth Low Income	\$71,226.00				\$71,226.00

2023-24 Contributing Actions Table

1. Projected LCFF Base Grant	2. Projected LCFF Supplemental and/or Concentration Grants	3. Projected Percentage to Increase or Improve Services for the Coming School Year (2 divided by 1)	LCFF Carryover — Percentage (Percentage from Prior Year)	Total Percentage to Increase or Improve Services for the Coming School Year (3 + Carryover %)	4. Total Planned Contributing Expenditures (LCFF Funds)	5. Total Planned Percentage of Improved Services (%)	Planned Percentage to Increase or Improve Services for the Coming School Year (4 divided by 1, plus 5)	Totals by Type	Total LCFF Funds
\$4,260,992	\$256,322	6.02%	0.00%	6.02%	\$222,765.00	0.00%	5.23 %	Total:	\$222,765.00
								LEA-wide Total:	\$146,393.00
								Limited Total:	\$76,372.00
								Schoolwide Total:	\$222,765.00

Goal	Action #	Action Title	Contributing to Increased or Improved Services?	Scope	Unduplicated Student Group(s)	Location	Planned Expenditures for Contributing Actions (LCFF Funds)	Planned Percentage of Improved Services (%)
1	1.1	Increase programs and services that improve student outcomes	Yes	LEA-wide Schoolwide	English Learners Foster Youth Low Income	Specific Schools: SRFACS		
1	1.2	Provide academic support of EL, SED and homeless students	Yes	LEA-wide Schoolwide	English Learners Foster Youth Low Income	Specific Schools: SRFACS	\$75,167.00	
2	2.1	Support teachers in their professional development	Yes	Schoolwide	English Learners Foster Youth Low Income	Specific Schools: SRFACS		
3	3.1	Build student well-being through school-wide connections	Yes	Schoolwide Limited to Unduplicated Student Group(s)	English Learners Foster Youth Low Income	Specific Schools: SRFACS	\$76,372.00	
4	4.1	Implement evidence-based instruction to achieve measurable outcomes in language acquisition.	Yes	LEA-wide Schoolwide	English Learners Foster Youth Low Income	Specific Schools: SRFACS	\$71,226.00	

2022-23 Annual Update Table

Totals	Last Year's Total Planned Expenditures (Total Funds)	Total Estimated Expenditures (Total Funds)
Totals	\$222,765.00	\$320,811.16

Last Year's Goal #	Last Year's Action #	Prior Action/Service Title	Contributed to Increased or Improved Services?	Last Year's Planned Expenditures (Total Funds)	Estimated Actual Expenditures (Input Total Funds)
1	1.1	Increase programs and services that improve student outcomes	Yes		
1	1.2	Provide academic support of EL, SED and homeless students	Yes	\$75,167.00	\$44,222.77
2	2.1	Support teachers in their professional development	Yes		\$500.00
3	3.1	Build student well-being through school-wide connections	Yes	\$76,372.00	\$193,579.88
4	4.1	Implement evidence-based instruction to achieve measurable outcomes in language acquisition.	Yes	\$71,226.00	\$82,508.51

2022-23 Contributing Actions Annual Update Table

6. Estimated LCFF Supplemental and/or Concentration Grants (Input Dollar Amount)	4. Total Planned Contributing Expenditures (LCFF Funds)	7. Total Estimated Expenditures for Contributing Actions (LCFF Funds)	Difference Between Planned and Estimated Expenditures for Contributing Actions (Subtract 7 from 4)	5. Total Planned Percentage of Improved Services (%)	8. Total Estimated Percentage of Improved Services (%)	Difference Between Planned and Estimated Percentage of Improved Services (Subtract 5 from 8)
209279	\$222,765.00	\$222,765.00	\$0.00	0.00%	0.00%	0.00%

Last Year's Goal #	Last Year's Action #	Prior Action/Service Title	Contributing to Increased or Improved Services?	Last Year's Planned Expenditures for Contributing Actions (LCFF Funds)	Estimated Actual Expenditures for Contributing Actions (Input LCFF Funds)	Planned Percentage of Improved Services	Estimated Actual Percentage of Improved Services (Input Percentage)
1	1.1	Increase programs and services that improve student outcomes	Yes				
1	1.2	Provide academic support of EL, SED and homeless students	Yes	\$75,167.00	\$75,167.00		
2	2.1	Support teachers in their professional development	Yes				
3	3.1	Build student well-being through school-wide connections	Yes	\$76,372.00	\$76,372.00		
4	4.1	Implement evidence-based instruction to achieve measurable outcomes in language acquisition.	Yes	\$71,226.00	\$71,226.00		

2022-23 LCFF Carryover Table

9. Estimated Actual LCFF Base Grant (Input Dollar Amount)	6. Estimated Actual LCFF Supplemental and/or Concentration Grants	LCFF Carryover — Percentage (Percentage from Prior Year)	10. Total Percentage to Increase or Improve Services for the Current School Year (6 divided by 9 + Carryover %)	7. Total Estimated Actual Expenditures for Contributing Actions (LCFF Funds)	8. Total Estimated Actual Percentage of Improved Services (%)	11. Estimated Actual Percentage of Increased or Improved Services (7 divided by 9, plus 8)	12. LCFF Carryover — Dollar Amount (Subtract 11 from 10 and multiply by 9)	13. LCFF Carryover — Percentage (12 divided by 9)
\$3,224,454	209279	0	6.49%	\$222,765.00	0.00%	6.91%	\$0.00	0.00%

Instructions

[Plan Summary](#)

[Engaging Educational Partners](#)

[Goals and Actions](#)

[Increased or Improved Services for Foster Youth, English Learners, and Low-Income Students](#)

For additional questions or technical assistance related to the completion of the Local Control and Accountability Plan (LCAP) template, please contact the local county office of education (COE), or the California Department of Education's (CDE's) Local Agency Systems Support Office, by phone at 916-319-0809 or by email at lcff@cde.ca.gov.

Introduction and Instructions

The Local Control Funding Formula (LCFF) requires local educational agencies (LEAs) to engage their local educational partners in an annual planning process to evaluate their progress within eight state priority areas encompassing all statutory metrics (COEs have 10 state priorities). LEAs document the results of this planning process in the LCAP using the template adopted by the State Board of Education.

The LCAP development process serves three distinct, but related functions:

- **Comprehensive Strategic Planning:** The process of developing and annually updating the LCAP supports comprehensive strategic planning (California *Education Code* [EC] Section 52064[e][1]). Strategic planning that is comprehensive connects budgetary decisions to teaching and learning performance data. LEAs should continually evaluate the hard choices they make about the use of limited resources to meet student and community needs to ensure opportunities and outcomes are improved for all students.
- **Meaningful Engagement of Educational Partners:** The LCAP development process should result in an LCAP that reflects decisions made through meaningful engagement (EC Section 52064[e][1]). Local educational partners possess valuable perspectives and insights about an LEA's programs and services. Effective strategic planning will incorporate these perspectives and insights in order to identify potential goals and actions to be included in the LCAP.
- **Accountability and Compliance:** The LCAP serves an important accountability function because aspects of the LCAP template require LEAs to show that they have complied with various requirements specified in the LCFF statutes and regulations, most notably:
 - Demonstrating that LEAs are increasing or improving services for foster youth, English learners, and low-income students in proportion to the amount of additional funding those students generate under LCFF (EC Section 52064[b][4-6]).
 - Establishing goals, supported by actions and related expenditures, that address the statutory priority areas and statutory metrics (EC sections 52064[b][1] and [2]).
 - Annually reviewing and updating the LCAP to reflect progress toward the goals (EC Section 52064[b][7]).

The LCAP template, like each LEA’s final adopted LCAP, is a document, not a process. LEAs must use the template to memorialize the outcome of their LCAP development process, which should: (a) reflect comprehensive strategic planning (b) through meaningful engagement with educational partners that (c) meets legal requirements, as reflected in the final adopted LCAP. The sections included within the LCAP template do not and cannot reflect the full development process, just as the LCAP template itself is not intended as a tool for engaging educational partners.

If a county superintendent of schools has jurisdiction over a single school district, the county board of education and the governing board of the school district may adopt and file for review and approval a single LCAP consistent with the requirements in *EC* sections 52060, 52062, 52066, 52068, and 52070. The LCAP must clearly articulate to which entity’s budget (school district or county superintendent of schools) all budgeted and actual expenditures are aligned.

The revised LCAP template for the 2021–22, 2022–23, and 2023–24 school years reflects statutory changes made through Assembly Bill 1840 (Committee on Budget), Chapter 243, Statutes of 2018. These statutory changes enhance transparency regarding expenditures on actions included in the LCAP, including actions that contribute to meeting the requirement to increase or improve services for foster youth, English learners, and low-income students, and to streamline the information presented within the LCAP to make adopted LCAPs more accessible for educational partners and the public.

At its most basic, the adopted LCAP should attempt to distill not just what the LEA is doing for students in transitional kindergarten through grade twelve (TK–12), but also allow educational partners to understand why, and whether those strategies are leading to improved opportunities and outcomes for students. LEAs are strongly encouraged to use language and a level of detail in their adopted LCAPs intended to be meaningful and accessible for the LEA’s diverse educational partners and the broader public.

In developing and finalizing the LCAP for adoption, LEAs are encouraged to keep the following overarching frame at the forefront of the strategic planning and educational partner engagement functions:

Given present performance across the state priorities and on indicators in the California School Dashboard (Dashboard), how is the LEA using its budgetary resources to respond to TK–12 student and community needs, and address any performance gaps, including by meeting its obligation to increase or improve services for foster youth, English learners, and low-income students?

LEAs are encouraged to focus on a set of metrics and actions that the LEA believes, based on input gathered from educational partners, research, and experience, will have the biggest impact on behalf of its TK–12 students.

These instructions address the requirements for each section of the LCAP, but may include information about effective practices when developing the LCAP and completing the LCAP itself. Additionally, information is included at the beginning of each section emphasizing the purpose that each section serves.

Plan Summary

Purpose

A well-developed Plan Summary section provides a meaningful context for the LCAP. This section provides information about an LEA's community as well as relevant information about student needs and performance. In order to provide a meaningful context for the rest of the LCAP, the content of this section should be clearly and meaningfully related to the content included in the subsequent sections of the LCAP.

Requirements and Instructions

General Information – Briefly describe the LEA, its schools, and its students in grades TK–12, as applicable to the LEA. For example, information about an LEA in terms of geography, enrollment, or employment, the number and size of specific schools, recent community challenges, and other such information as an LEA wishes to include can enable a reader to more fully understand an LEA's LCAP.

Reflections: Successes – Based on a review of performance on the state indicators and local performance indicators included in the Dashboard, progress toward LCAP goals, local self-assessment tools, input from educational partners, and any other information, what progress is the LEA most proud of and how does the LEA plan to maintain or build upon that success? This may include identifying specific examples of how past increases or improvements in services for foster youth, English learners, and low-income students have led to improved performance for these students.

Reflections: Identified Need – Referring to the Dashboard, identify: (a) any state indicator for which overall performance was in the “Red” or “Orange” performance category or any local indicator where the LEA received a “Not Met” or “Not Met for Two or More Years” rating AND (b) any state indicator for which performance for any student group was two or more performance levels below the “all student” performance. What steps is the LEA planning to take to address these areas of low performance and performance gaps? An LEA that is required to include a goal to address one or more consistently low-performing student groups or low-performing schools must identify that it is required to include this goal and must also identify the applicable student group(s) and/or school(s). Other needs may be identified using locally collected data including data collected to inform the self-reflection tools and reporting local indicators on the Dashboard.

LCAP Highlights – Identify and briefly summarize the key features of this year's LCAP.

Comprehensive Support and Improvement – An LEA with a school or schools identified for comprehensive support and improvement (CSI) under the Every Student Succeeds Act must respond to the following prompts:

- **Schools Identified:** Identify the schools within the LEA that have been identified for CSI.
- **Support for Identified Schools:** Describe how the LEA has or will support the identified schools in developing CSI plans that included a school-level needs assessment, evidence-based interventions, and the identification of any resource inequities to be addressed through the implementation of the CSI plan.
- **Monitoring and Evaluating Effectiveness:** Describe how the LEA will monitor and evaluate the implementation and effectiveness of the CSI plan to support student and school improvement.

Engaging Educational Partners

Purpose

Significant and purposeful engagement of parents, students, educators, and other educational partners, including those representing the student groups identified by LCFF, is critical to the development of the LCAP and the budget process. Consistent with statute, such engagement should support comprehensive strategic planning, accountability, and improvement across the state priorities and locally identified priorities (*EC* Section 52064[e][1]). Engagement of educational partners is an ongoing, annual process.

This section is designed to reflect how the engagement of educational partners influenced the decisions reflected in the adopted LCAP. The goal is to allow educational partners that participated in the LCAP development process and the broader public understand how the LEA engaged educational partners and the impact of that engagement. LEAs are encouraged to keep this goal in the forefront when completing this section.

Statute and regulations specify the educational partners that school districts and COEs must consult when developing the LCAP: teachers, principals, administrators, other school personnel, local bargaining units of the LEA, parents, and students. Before adopting the LCAP, school districts and COEs must share it with the Parent Advisory Committee and, if applicable, to its English Learner Parent Advisory Committee. The superintendent is required by statute to respond in writing to the comments received from these committees. School districts and COEs must also consult with the special education local plan area administrator(s) when developing the LCAP.

Statute requires charter schools to consult with teachers, principals, administrators, other school personnel, parents, and students in developing the LCAP. The LCAP should also be shared with, and LEAs should request input from, schoolsite-level advisory groups, as applicable (e.g., schoolsite councils, English Learner Advisory Councils, student advisory groups, etc.), to facilitate alignment between schoolsite and district-level goals and actions.

Information and resources that support effective engagement, define student consultation, and provide the requirements for advisory group composition, can be found under Resources on the following web page of the CDE's website: <https://www.cde.ca.gov/re/lc/>.

Requirements and Instructions

Below is an excerpt from the 2018–19 *Guide for Annual Audits of K–12 Local Education Agencies and State Compliance Reporting*, which is provided to highlight the legal requirements for engagement of educational partners in the LCAP development process:

Local Control and Accountability Plan:

For county offices of education and school districts only, verify the LEA:

- a) Presented the local control and accountability plan to the parent advisory committee in accordance with Education Code section 52062(a)(1) or 52068(a)(1), as appropriate.
- b) If applicable, presented the local control and accountability plan to the English learner parent advisory committee, in accordance with Education Code section 52062(a)(2) or 52068(a)(2), as appropriate.

- c) Notified members of the public of the opportunity to submit comments regarding specific actions and expenditures proposed to be included in the local control and accountability plan in accordance with Education Code section 52062(a)(3) or 52068(a)(3), as appropriate.
- d) Held at least one public hearing in accordance with Education Code section 52062(b)(1) or 52068(b)(1), as appropriate.
- e) Adopted the local control and accountability plan in a public meeting in accordance with Education Code section 52062(b)(2) or 52068(b)(2), as appropriate.

Prompt 1: “A summary of the process used to engage educational partners and how this engagement was considered before finalizing the LCAP.”

Describe the engagement process used by the LEA to involve educational partners in the development of the LCAP, including, at a minimum, describing how the LEA met its obligation to consult with all statutorily required educational partners as applicable to the type of LEA. A sufficient response to this prompt must include general information about the timeline of the process and meetings or other engagement strategies with educational partners. A response may also include information about an LEA’s philosophical approach to engaging its educational partners.

Prompt 2: “A summary of the feedback provided by specific educational partners.”

Describe and summarize the feedback provided by specific educational partners. A sufficient response to this prompt will indicate ideas, trends, or inputs that emerged from an analysis of the feedback received from educational partners.

Prompt 3: “A description of the aspects of the LCAP that were influenced by specific input from educational partners.”

A sufficient response to this prompt will provide educational partners and the public with clear, specific information about how the engagement process influenced the development of the LCAP. The response must describe aspects of the LCAP that were influenced by or developed in response to the educational partner feedback described in response to Prompt 2. This may include a description of how the LEA prioritized requests of educational partners within the context of the budgetary resources available or otherwise prioritized areas of focus within the LCAP. For the purposes of this prompt, “aspects” of an LCAP that may have been influenced by educational partner input can include, but are not necessarily limited to:

- Inclusion of a goal or decision to pursue a Focus Goal (as described below)
- Inclusion of metrics other than the statutorily required metrics
- Determination of the desired outcome on one or more metrics
- Inclusion of performance by one or more student groups in the Measuring and Reporting Results subsection
- Inclusion of action(s) or a group of actions
- Elimination of action(s) or group of actions
- Changes to the level of proposed expenditures for one or more actions

- Inclusion of action(s) as contributing to increased or improved services for unduplicated services
- Determination of effectiveness of the specific actions to achieve the goal
- Determination of material differences in expenditures
- Determination of changes made to a goal for the ensuing LCAP year based on the annual update process
- Determination of challenges or successes in the implementation of actions

Goals and Actions

Purpose

Well-developed goals will clearly communicate to educational partners what the LEA plans to accomplish, what the LEA plans to do in order to accomplish the goal, and how the LEA will know when it has accomplished the goal. A goal statement, associated metrics and expected outcomes, and the actions included in the goal should be in alignment. The explanation for why the LEA included a goal is an opportunity for LEAs to clearly communicate to educational partners and the public why, among the various strengths and areas for improvement highlighted by performance data and strategies and actions that could be pursued, the LEA decided to pursue this goal, and the related metrics, expected outcomes, actions, and expenditures.

A well-developed goal can be focused on the performance relative to a metric or metrics for all students, a specific student group(s), narrowing performance gaps, or implementing programs or strategies expected to impact outcomes. LEAs should assess the performance of their student groups when developing goals and the related actions to achieve such goals.

Requirements and Instructions

LEAs should prioritize the goals, specific actions, and related expenditures included within the LCAP within one or more state priorities. LEAs should consider performance on the state and local indicators, including their locally collected and reported data for the local indicators that are included in the Dashboard in determining whether and how to prioritize its goals within the LCAP.

In order to support prioritization of goals, the LCAP template provides LEAs with the option of developing three different kinds of goals:

- **Focus Goal:** A Focus Goal is relatively more concentrated in scope and may focus on a fewer number of metrics to measure improvement. A Focus Goal statement will be time bound and make clear how the goal is to be measured.
- **Broad Goal:** A Broad Goal is relatively less concentrated in its scope and may focus on improving performance across a wide range of metrics.
- **Maintenance of Progress Goal:** A Maintenance of Progress Goal includes actions that may be ongoing without significant changes and allows an LEA to track performance on any metrics not addressed in the other goals of the LCAP.

At a minimum, the LCAP must address all LCFF priorities and associated metrics.

Focus Goal(s)

Goal Description: The description provided for a Focus Goal must be specific, measurable, and time bound. An LEA develops a Focus Goal to address areas of need that may require or benefit from a more specific and data intensive approach. The Focus Goal can explicitly reference the metric(s) by which achievement of the goal will be measured and the time frame according to which the LEA expects to achieve the goal.

Explanation of why the LEA has developed this goal: Explain why the LEA has chosen to prioritize this goal. An explanation must be based on Dashboard data or other locally collected data. LEAs must describe how the LEA identified this goal for focused attention, including relevant consultation with educational partners. LEAs are encouraged to promote transparency and understanding around the decision to pursue a focus goal.

Broad Goal

Goal Description: Describe what the LEA plans to achieve through the actions included in the goal. The description of a broad goal will be clearly aligned with the expected measurable outcomes included for the goal. The goal description organizes the actions and expected outcomes in a cohesive and consistent manner. A goal description is specific enough to be measurable in either quantitative or qualitative terms. A broad goal is not as specific as a focus goal. While it is specific enough to be measurable, there are many different metrics for measuring progress toward the goal.

Explanation of why the LEA has developed this goal: Explain why the LEA developed this goal and how the actions and metrics grouped together will help achieve the goal.

Maintenance of Progress Goal

Goal Description: Describe how the LEA intends to maintain the progress made in the LCFF State Priorities not addressed by the other goals in the LCAP. Use this type of goal to address the state priorities and applicable metrics not addressed within the other goals in the LCAP. The state priorities and metrics to be addressed in this section are those for which the LEA, in consultation with educational partners, has determined to maintain actions and monitor progress while focusing implementation efforts on the actions covered by other goals in the LCAP.

Explanation of why the LEA has developed this goal: Explain how the actions will sustain the progress exemplified by the related metrics.

Required Goals

In general, LEAs have flexibility in determining what goals to include in the LCAP and what those goals will address; however, beginning with the development of the 2022–23 LCAP, LEAs that meet certain criteria are required to include a specific goal in their LCAP.

Consistently low-performing student group(s) criteria: An LEA is eligible for Differentiated Assistance for three or more consecutive years based on the performance of the same student group or groups in the Dashboard. A list of the LEAs required to include a goal in the LCAP based on student group performance, and the student group(s) that lead to identification, may be found on the CDE’s Local Control Funding Formula web page at <https://www.cde.ca.gov/fg/aa/lc/>.

- **Consistently low-performing student group(s) goal requirement:** An LEA meeting the consistently low-performing student group(s) criteria must include a goal in its LCAP focused on improving the performance of the student group or groups that led to the LEA’s eligibility for Differentiated

Assistance. This goal must include metrics, outcomes, actions, and expenditures specific to addressing the needs of, and improving outcomes for, this student group or groups. An LEA required to address multiple student groups is not required to have a goal to address each student group; however, each student group must be specifically addressed in the goal. This requirement may not be met by combining this required goal with another goal.

- **Goal Description:** Describe the outcomes the LEA plans to achieve to address the needs of, and improve outcomes for, the student group or groups that led to the LEA's eligibility for Differentiated Assistance.
- **Explanation of why the LEA has developed this goal:** Explain why the LEA is required to develop this goal, including identifying the student group(s) that lead to the LEA being required to develop this goal, how the actions and associated metrics included in this goal differ from previous efforts to improve outcomes for the student group(s), and why the LEA believes the actions, metrics, and expenditures included in this goal will help achieve the outcomes identified in the goal description.

Low-performing school(s) criteria: The following criteria only applies to a school district or COE with two or more schools; it does not apply to a single-school district. A school district or COE has one or more schools that, for two consecutive years, received the two lowest performance levels on all but one of the state indicators for which the school(s) receive performance levels in the Dashboard and the performance of the "All Students" student group for the LEA is at least one performance level higher in all of those indicators. A list of the LEAs required to include a goal in the LCAP based on school performance, and the school(s) that lead to identification, may be found on the CDE's Local Control Funding Formula web page at <https://www.cde.ca.gov/fg/aa/lc/>.

- **Low-performing school(s) goal requirement:** A school district or COE meeting the low-performing school(s) criteria must include a goal in its LCAP focusing on addressing the disparities in performance between the school(s) and the LEA as a whole. This goal must include metrics, outcomes, actions, and expenditures specific to addressing the needs of, and improving outcomes for, the students enrolled at the low-performing school or schools. An LEA required to address multiple schools is not required to have a goal to address each school; however, each school must be specifically addressed in the goal. This requirement may not be met by combining this goal with another goal.
- **Goal Description:** Describe what outcomes the LEA plans to achieve to address the disparities in performance between the students enrolled at the low-performing school(s) and the students enrolled at the LEA as a whole.
- **Explanation of why the LEA has developed this goal:** Explain why the LEA is required to develop this goal, including identifying the schools(s) that lead to the LEA being required to develop this goal; how the actions and associated metrics included in this goal differ from previous efforts to improve outcomes for the school(s); and why the LEA believes the actions, metrics, and expenditures included in this goal will help achieve the outcomes for students enrolled at the low-performing school or schools identified in the goal description.

Measuring and Reporting Results:

For each LCAP year, identify the metric(s) that the LEA will use to track progress toward the expected outcomes. LEAs are encouraged to identify metrics for specific student groups, as appropriate, including expected outcomes that would reflect narrowing of any existing performance gaps.

Include in the baseline column the most recent data associated with this metric available at the time of adoption of the LCAP for the first year of the three-year plan. LEAs may use data as reported on the 2019 Dashboard for the baseline of a metric only if that data represents the most recent available (e.g., high school graduation rate).

Using the most recent data available may involve reviewing data the LEA is preparing for submission to the California Longitudinal Pupil Achievement Data System (CALPADS) or data that the LEA has recently submitted to CALPADS. Because final 2020–21 outcomes on some metrics may not be computable at the time the 2021–24 LCAP is adopted (e.g., graduation rate, suspension rate), the most recent data available may include a point in time calculation taken each year on the same date for comparability purposes.

The baseline data shall remain unchanged throughout the three-year LCAP.

Complete the table as follows:

- **Metric:** Indicate how progress is being measured using a metric.
- **Baseline:** Enter the baseline when completing the LCAP for 2021–22. As described above, the baseline is the most recent data associated with a metric. Indicate the school year to which the data applies, consistent with the instructions above.
- **Year 1 Outcome:** When completing the LCAP for 2022–23, enter the most recent data available. Indicate the school year to which the data applies, consistent with the instructions above.
- **Year 2 Outcome:** When completing the LCAP for 2023–24, enter the most recent data available. Indicate the school year to which the data applies, consistent with the instructions above.
- **Year 3 Outcome:** When completing the LCAP for 2024–25, enter the most recent data available. Indicate the school year to which the data applies, consistent with the instructions above. The 2024–25 LCAP will be the first year in the next three-year cycle. Completing this column will be part of the Annual Update for that year.
- **Desired Outcome for 2023–24:** When completing the first year of the LCAP, enter the desired outcome for the relevant metric the LEA expects to achieve by the end of the 2023–24 LCAP year.

Timeline for completing the “**Measuring and Reporting Results**” part of the Goal.

Metric	Baseline	Year 1 Outcome	Year 2 Outcome	Year 3 Outcome	Desired Outcome for Year 3 (2023–24)
Enter information in this box when completing the LCAP for 2021–22 .	Enter information in this box when completing the LCAP for 2021–22 .	Enter information in this box when completing the LCAP for 2022–23 . Leave blank until then.	Enter information in this box when completing the LCAP for 2023–24 . Leave blank until then.	Enter information in this box when completing the LCAP for 2024–25 . Leave blank until then.	Enter information in this box when completing the LCAP for 2021–22 or when adding a new metric.

The metrics may be quantitative or qualitative; but at minimum, an LEA’s LCAP must include goals that are measured using all of the applicable metrics for the related state priorities, in each LCAP year as applicable to the type of LEA. To the extent a state priority does not specify one or more metrics (e.g., implementation of state academic content and performance standards), the LEA must identify a metric to use within the LCAP. For these state priorities, LEAs are encouraged to use metrics based on or reported through the relevant self-reflection tool for local indicators within the Dashboard.

Actions: Enter the action number. Provide a short title for the action. This title will also appear in the action tables. Provide a description of the action. Enter the total amount of expenditures associated with this action. Budgeted expenditures from specific fund sources will be provided in the summary tables. Indicate whether the action contributes to meeting the increase or improved services requirement as described in the Increased or Improved Services section using a “Y” for Yes or an “N” for No. (**Note:** for each such action offered on an LEA-wide or schoolwide basis, the LEA will need to provide additional information in the Increased or Improved Summary Section to address the requirements in *California Code of Regulations*, Title 5 [5 CCR] Section 15496(b) in the Increased or Improved Services Section of the LCAP).

Actions for English Learners: School districts, COEs, and charter schools that have a numerically significant English learner student subgroup must include specific actions in the LCAP related to, at a minimum, the language acquisition programs, as defined in *EC* Section 306, provided to students and professional development activities specific to English learners.

Actions for Foster Youth: School districts, COEs, and charter schools that have a numerically significant Foster Youth student subgroup are encouraged to include specific actions in the LCAP designed to meet needs specific to Foster Youth students.

Goal Analysis:

Enter the LCAP Year.

Using actual annual measurable outcome data, including data from the Dashboard, analyze whether the planned actions were effective in achieving the goal. Respond to the prompts as instructed.

- Describe the overall implementation of the actions to achieve the articulated goal. Include a discussion of relevant challenges and successes experienced with the implementation process. This must include any instance where the LEA did not implement a planned action or implemented a planned action in a manner that differs substantively from how it was described in the adopted LCAP.
- Explain material differences between Budgeted Expenditures and Estimated Actual Expenditures and between the Planned Percentages of Improved Services and Estimated Actual Percentages of Improved Services, as applicable. Minor variances in expenditures or percentages do not need to be addressed, and a dollar-for-dollar accounting is not required.
- Describe the effectiveness of the specific actions to achieve the articulated goal as measured by the LEA. In some cases, not all actions in a goal will be intended to improve performance on all of the metrics associated with the goal. When responding to this prompt, LEAs may assess the effectiveness of a single action or group of actions within the goal in the context of performance on a single metric or group of specific metrics within the goal that are applicable to the action(s). Grouping actions with metrics will allow for more robust analysis of whether the strategy the LEA is using to impact a specified set of metrics is working and increase transparency for educational partners. LEAs are encouraged to use such an approach when goals include multiple actions and metrics that are not closely associated.
- Describe any changes made to this goal, expected outcomes, metrics, or actions to achieve this goal as a result of this analysis and analysis of the data provided in the Dashboard or other local data, as applicable.

Increased or Improved Services for Foster Youth, English Learners, and Low-Income Students

Purpose

A well-written Increased or Improved Services section provides educational partners with a comprehensive description, within a single dedicated section, of how an LEA plans to increase or improve services for its unduplicated students in grades TK–12 as compared to all students in grades TK–12, as applicable, and how LEA-wide or schoolwide actions identified for this purpose meet regulatory requirements. Descriptions provided should include sufficient detail yet be sufficiently succinct to promote a broader understanding of educational partners to facilitate their ability to provide input. An LEA’s description in this section must align with the actions included in the Goals and Actions section as contributing.

Requirements and Instructions

Projected LCFF Supplemental and/or Concentration Grants: Specify the amount of LCFF supplemental and concentration grant funds the LEA estimates it will receive in the coming year based on the number and concentration of low income, foster youth, and English learner students.

Projected Additional LCFF Concentration Grant (15 percent): Specify the amount of additional LCFF concentration grant add-on funding, as described in EC Section 42238.02, that the LEA estimates it will receive in the coming year.

Projected Percentage to Increase or Improve Services for the Coming School Year: Specify the estimated percentage by which services for unduplicated pupils must be increased or improved as compared to the services provided to all students in the LCAP year as calculated pursuant to 5 CCR Section 15496(a)(7).

LCFF Carryover — Percentage: Specify the LCFF Carryover — Percentage identified in the LCFF Carryover Table. If a carryover percentage is not identified in the LCFF Carryover Table, specify a percentage of zero (0.00%).

LCFF Carryover — Dollar: Specify the LCFF Carryover — Dollar amount identified in the LCFF Carryover Table. If a carryover amount is not identified in the LCFF Carryover Table, specify an amount of zero (\$0).

Total Percentage to Increase or Improve Services for the Coming School Year: Add the Projected Percentage to Increase or Improve Services for the Coming School Year and the Proportional LCFF Required Carryover Percentage and specify the percentage. This is the LEAs percentage by which services for unduplicated pupils must be increased or improved as compared to the services provided to all students in the LCAP year, as calculated pursuant to 5 CCR Section 15496(a)(7).

Required Descriptions:

For each action being provided to an entire school, or across the entire school district or COE, an explanation of (1) how the needs of foster youth, English learners, and low-income students were considered first, and (2) how these actions are effective in meeting the goals for these students.

For each action included in the Goals and Actions section as contributing to the increased or improved services requirement for unduplicated pupils and provided on an LEA-wide or schoolwide basis, the LEA must include an explanation consistent with 5 CCR Section 15496(b). For any such actions continued into the 2021–24 LCAP from the 2017–2020 LCAP, the LEA must determine whether or not the action was effective as expected, and this determination must reflect evidence of outcome data or actual implementation to date.

Principally Directed and Effective: An LEA demonstrates how an action is principally directed towards and effective in meeting the LEA’s goals for unduplicated students when the LEA explains how:

- It considers the needs, conditions, or circumstances of its unduplicated pupils;
- The action, or aspect(s) of the action (including, for example, its design, content, methods, or location), is based on these considerations; and
- The action is intended to help achieve an expected measurable outcome of the associated goal.

As such, the response provided in this section may rely on a needs assessment of unduplicated students.

Conclusory statements that a service will help achieve an expected outcome for the goal, without an explicit connection or further explanation as to how, are not sufficient. Further, simply stating that an LEA has a high enrollment percentage of a specific student group or groups does not meet the increase or improve services standard because enrolling students is not the same as serving students.

For example, if an LEA determines that low-income students have a significantly lower attendance rate than the attendance rate for all students, it might justify LEA-wide or schoolwide actions to address this area of need in the following way:

After assessing the needs, conditions, and circumstances of our low-income students, we learned that the attendance rate of our low-income students is 7 percent lower than the attendance rate for all students. (Needs, Conditions, Circumstances [Principally Directed])

In order to address this condition of our low-income students, we will develop and implement a new attendance program that is designed to address some of the major causes of absenteeism, including lack of reliable transportation and food, as well as a school climate that does not emphasize the importance of attendance. Goal N, Actions X, Y, and Z provide additional transportation and nutritional resources as well as a districtwide educational campaign on the benefits of high attendance rates. (Contributing Action[s])

These actions are being provided on an LEA-wide basis and we expect/hope that all students with less than a 100 percent attendance rate will benefit. However, because of the significantly lower attendance rate of low-income students, and because the actions meet needs most associated with the chronic stresses and experiences of a socio-economically disadvantaged status, we expect that the attendance rate for our low-income students will increase significantly more than the average attendance rate of all other students. (Measurable Outcomes [Effective In])

COEs and Charter Schools: Describe how actions included as contributing to meeting the increased or improved services requirement on an LEA-wide basis are principally directed to and effective in meeting its goals for unduplicated pupils in the state and any local priorities as described above. In the case of COEs and charter schools, schoolwide and LEA-wide are considered to be synonymous.

For School Districts Only:

Actions Provided on an LEA-Wide Basis:

Unduplicated Percentage > 55 percent: For school districts with an unduplicated pupil percentage of 55 percent or more, describe how these actions are principally directed to and effective in meeting its goals for unduplicated pupils in the state and any local priorities as described above.

Unduplicated Percentage < 55 percent: For school districts with an unduplicated pupil percentage of less than 55 percent, describe how these actions are principally directed to and effective in meeting its goals for unduplicated pupils in the state and any local priorities. Also describe how the actions **are the most effective use of the funds** to meet these goals for its unduplicated pupils. Provide the basis for this determination, including any alternatives considered, supporting research, experience, or educational theory.

Actions Provided on a Schoolwide Basis:

School Districts must identify in the description those actions being funded and provided on a schoolwide basis, and include the required description supporting the use of the funds on a schoolwide basis.

For schools with 40 percent or more enrollment of unduplicated pupils: Describe how these actions are principally directed to and effective in meeting its goals for its unduplicated pupils in the state and any local priorities.

For school districts expending funds on a schoolwide basis at a school with less than 40 percent enrollment of unduplicated pupils: Describe how these actions are principally directed to and how the actions are the most effective use of the funds to meet its goals for foster youth, English learners, and low-income students in the state and any local priorities.

A description of how services for foster youth, English learners, and low-income students are being increased or improved by the percentage required.

Consistent with the requirements of 5 CCR Section 15496, describe how services provided for unduplicated pupils are increased or improved by at least the percentage calculated as compared to the services provided for all students in the LCAP year. To improve services means to grow services in quality and to increase services means to grow services in quantity. Services are increased or improved by those actions in the LCAP that are included in the Goals and Actions section as contributing to the increased or improved services requirement, whether they are provided on an LEA-wide or schoolwide basis or provided on a limited basis to unduplicated students. A limited action is an action that only serves foster youth, English learners, and/or low-income students. This description must address how these action(s) are expected to result in the required proportional increase or improvement in services for unduplicated pupils as compared to the services the LEA provides to all students for the relevant LCAP year.

For any action contributing to meeting the increased or improved services requirement that is associated with a Planned Percentage of Improved Services in the Contributing Summary Table rather than an expenditure of LCFF funds, describe the methodology that was used to determine the contribution of the action towards the proportional percentage. See the instructions for determining the Planned Percentage of Improved Services for information on calculating the Percentage of Improved Services.

A description of the plan for how the additional concentration grant add-on funding identified above will be used to increase the number of staff providing direct services to students at schools that have a high concentration (above 55 percent) of foster youth, English learners, and low-income students, as applicable.

An LEA that receives the additional concentration grant add-on described in EC Section 42238.02 is required to demonstrate how it is using these funds to increase the number of staff who provide direct services to students at schools with an enrollment of unduplicated students that is greater than 55 percent as compared to the number of staff who provide direct services to students at schools with an enrollment of unduplicated students that is equal to or less than 55 percent. The staff who provide direct services to students must be certificated staff and/or classified staff employed by the LEA; classified staff includes custodial staff.

Provide the following descriptions, as applicable to the LEA:

An LEA that does not receive a concentration grant or the concentration grant add-on must indicate that a response to this prompt is not applicable.

Identify the goal and action numbers of the actions in the LCAP that the LEA is implementing to meet the requirement to increase the number of staff who provide direct services to students at schools with an enrollment of unduplicated students that is greater than 55 percent.

An LEA that does not have comparison schools from which to describe how it is using the concentration grant add-on funds, such as an LEA that only has schools with an enrollment of unduplicated students that is greater than 55 percent, must describe how it is using the funds to increase the number of credentialed staff, classified staff, or both, including custodial staff, who provide direct services to students at selected schools and the criteria used to determine which schools require additional staffing support.

In the event that an additional concentration grant add-on is not sufficient to increase staff providing direct services to students at a school with an enrollment of unduplicated students that is greater than 55 percent, the LEA must describe how it is using the funds to retain staff providing direct services to students at a school with an enrollment of unduplicated students that is greater than 55 percent.

Complete the table as follows:

- Provide the staff-to-student ratio of classified staff providing direct services to students with a concentration of unduplicated students that is 55 percent or less and the staff-to-student ratio of classified staff providing direct services to students at schools with a concentration of unduplicated students that is greater than 55 percent, as applicable to the LEA. The LEA may group its schools by grade span (Elementary, Middle/Junior High, and High Schools), as applicable to the LEA. The staff-to-student ratio must be based on the number of full time equivalent (FTE) staff and the number of enrolled students as counted on the first Wednesday in October of each year.
- Provide the staff-to-student ratio of certificated staff providing direct services to students at schools with a concentration of unduplicated students that is 55 percent or less and the staff-to-student ratio of certificated staff providing direct services to students at schools with a concentration of unduplicated students that is greater than 55 percent, as applicable to the LEA. The LEA may group its schools by grade span (Elementary, Middle/Junior High, and High Schools), as applicable to the LEA. The staff-to-student ratio must be based on the number of FTE staff and the number of enrolled students as counted on the first Wednesday in October of each year.

Action Tables

Complete the Data Entry Table for each action in the LCAP. The information entered into this table will automatically populate the other Action Tables. Information is only entered into the Data Entry Table, the Annual Update Table, the Contributing Actions Annual Update Table, and the LCFF Carryover Table. With the exception of the Data Entry Table, the word “input” has been added to column headers to aid in identifying the column(s) where information will be entered. Information is not entered on the remaining Action tables.

The following tables are required to be included as part of the LCAP adopted by the local governing board or governing body:

- Table 1: Total Planned Expenditures Table (for the coming LCAP Year)

- Table 2: Contributing Actions Table (for the coming LCAP Year)
- Table 3: Annual Update Table (for the current LCAP Year)
- Table 4: Contributing Actions Annual Update Table (for the current LCAP Year)
- Table 5: LCFF Carryover Table (for the current LCAP Year)

Note: The coming LCAP Year is the year that is being planned for, while the current LCAP year is the current year of implementation. For example, when developing the 2022–23 LCAP, 2022–23 will be the coming LCAP Year and 2021–22 will be the current LCAP Year.

Data Entry Table

The Data Entry Table may be included in the LCAP as adopted by the local governing board or governing body, but is not required to be included. In the Data Entry Table, input the following information for each action in the LCAP for that applicable LCAP year:

- **LCAP Year:** Identify the applicable LCAP Year.
- **1. Projected LCFF Base Grant:** Provide the total amount of LCFF funding the LEA estimates it will receive for the coming school year, excluding the supplemental and concentration grants and the add-ons for the Targeted Instructional Improvement Grant Program and the Home to School Transportation Program, pursuant to 5 CCR Section 15496(a)(8).

See *EC* sections 2574 (for COEs) and 42238.02 (for school districts and charter schools), as applicable, for LCFF apportionment calculations.

- **2. Projected LCFF Supplemental and/or Concentration Grants:** Provide the total amount of LCFF supplemental and concentration grants the LEA estimates it will receive on the basis of the number and concentration of unduplicated students for the coming school year.
- **3. Projected Percentage to Increase or Improve Services for the Coming School Year:** This percentage will not be entered; it is calculated based on the Projected LCFF Base Grant and the Projected LCFF Supplemental and/or Concentration Grants, pursuant to 5 CCR Section 15496(a)(8). This is the percentage by which services for unduplicated pupils must be increased or improved as compared to the services provided to all students in the coming LCAP year.
- **LCFF Carryover — Percentage:** Specify the LCFF Carryover — Percentage identified in the LCFF Carryover Table from the prior LCAP year. If a carryover percentage is not identified in the LCFF Carryover Table, specify a percentage of zero (0.00%).
- **Total Percentage to Increase or Improve Services for the Coming School Year:** This percentage will not be entered; it is calculated based on the Projected Percentage to Increase or Improve Services for the Coming School Year and the LCFF Carryover —

Percentage. This is the percentage by which the LEA must increase or improve services for unduplicated pupils as compared to the services provided to all students in the coming LCAP year.

- **Goal #:** Enter the LCAP Goal number for the action.
- **Action #:** Enter the action's number as indicated in the LCAP Goal.
- **Action Title:** Provide a title of the action.
- **Student Group(s):** Indicate the student group or groups who will be the primary beneficiary of the action by entering "All," or by entering a specific student group or groups.
- **Contributing to Increased or Improved Services?:** Type "Yes" if the action **is** included as contributing to meeting the increased or improved services; OR, type "No" if the action is **not** included as contributing to meeting the increased or improved services.
- If "Yes" is entered into the Contributing column, then complete the following columns:
 - **Scope:** The scope of an action may be LEA-wide (i.e., districtwide, countywide, or charterwide), schoolwide, or limited. An action that is LEA-wide in scope upgrades the entire educational program of the LEA. An action that is schoolwide in scope upgrades the entire educational program of a single school. An action that is limited in its scope is an action that serves only one or more unduplicated student groups.
 - **Unduplicated Student Group(s):** Regardless of scope, contributing actions serve one or more unduplicated student groups. Indicate one or more unduplicated student groups for whom services are being increased or improved as compared to what all students receive.
 - **Location:** Identify the location where the action will be provided. If the action is provided to all schools within the LEA, the LEA must indicate "All Schools." If the action is provided to specific schools within the LEA or specific grade spans only, the LEA must enter "Specific Schools" or "Specific Grade Spans." Identify the individual school or a subset of schools or grade spans (e.g., all high schools or grades transitional kindergarten through grade five), as appropriate.
- **Time Span:** Enter "ongoing" if the action will be implemented for an indeterminate period of time. Otherwise, indicate the span of time for which the action will be implemented. For example, an LEA might enter "1 Year," or "2 Years," or "6 Months."
- **Total Personnel:** Enter the total amount of personnel expenditures utilized to implement this action.
- **Total Non-Personnel:** This amount will be automatically calculated based on information provided in the Total Personnel column and the Total Funds column.

- **LCFF Funds:** Enter the total amount of LCFF funds utilized to implement this action, if any. LCFF funds include all funds that make up an LEA's total LCFF target (i.e., base grant, grade span adjustment, supplemental grant, concentration grant, Targeted Instructional Improvement Block Grant, and Home-To-School Transportation).
 - **Note:** For an action to contribute towards meeting the increased or improved services requirement it must include some measure of LCFF funding. The action may also include funding from other sources, however the extent to which an action contributes to meeting the increased or improved services requirement is based on the LCFF funding being used to implement the action.
- **Other State Funds:** Enter the total amount of Other State Funds utilized to implement this action, if any.
- **Local Funds:** Enter the total amount of Local Funds utilized to implement this action, if any.
- **Federal Funds:** Enter the total amount of Federal Funds utilized to implement this action, if any.
- **Total Funds:** This amount is automatically calculated based on amounts entered in the previous four columns.
- **Planned Percentage of Improved Services:** For any action identified as contributing, being provided on a Limited basis to unduplicated students, and that does not have funding associated with the action, enter the planned quality improvement anticipated for the action as a percentage rounded to the nearest hundredth (0.00%). A limited action is an action that only serves foster youth, English learners, and/or low-income students.
 - As noted in the instructions for the Increased or Improved Services section, when identifying a Planned Percentage of Improved Services, the LEA must describe the methodology that it used to determine the contribution of the action towards the proportional percentage. The percentage of improved services for an action corresponds to the amount of LCFF funding that the LEA estimates it would expend to implement the action if it were funded.

For example, an LEA determines that there is a need to analyze data to ensure that instructional aides and expanded learning providers know what targeted supports to provide to students who are foster youth. The LEA could implement this action by hiring additional staff to collect and analyze data and to coordinate supports for students, which the LEA estimates would cost \$165,000. Instead, the LEA chooses to utilize a portion of existing staff time to analyze data relating to students who are foster youth. This analysis will then be shared with site principals who will use the data to coordinate services provided by instructional assistants and expanded learning providers to target support to students. In this example, the LEA would divide the estimated cost of \$165,000 by the amount of LCFF Funding identified in the Data Entry Table and then convert the quotient to a percentage. This percentage is the Planned Percentage of Improved Service for the action.

Contributing Actions Table

As noted above, information will not be entered in the Contributing Actions Table; however, the ‘Contributing to Increased or Improved Services?’ column will need to be checked to ensure that only actions with a “Yes” are displaying. If actions with a “No” are displayed or if actions that are contributing are not displaying in the column, use the drop-down menu in the column header to filter only the “Yes” responses.

Annual Update Table

In the Annual Update Table, provide the following information for each action in the LCAP for the relevant LCAP year:

- **Estimated Actual Expenditures:** Enter the total estimated actual expenditures to implement this action, if any.

Contributing Actions Annual Update Table

In the Contributing Actions Annual Update Table, check the ‘Contributing to Increased or Improved Services?’ column to ensure that only actions with a “Yes” are displaying. If actions with a “No” are displayed or if actions that are contributing are not displaying in the column, use the drop-down menu in the column header to filter only the “Yes” responses. Provide the following information for each contributing action in the LCAP for the relevant LCAP year:

- **6. Estimated Actual LCFF Supplemental and/or Concentration Grants:** Provide the total amount of LCFF supplemental and concentration grants the LEA estimates it will actually receive based on of the number and concentration of unduplicated students in the current school year.
- **Estimated Actual Expenditures for Contributing Actions:** Enter the total estimated actual expenditure of LCFF funds used to implement this action, if any.
- **Estimated Actual Percentage of Improved Services:** For any action identified as contributing, being provided on a Limited basis only to unduplicated students, and that does not have funding associated with the action, enter the total estimated actual quality improvement anticipated for the action as a percentage rounded to the nearest hundredth (0.00%).
 - Building on the example provided above for calculating the Planned Percentage of Improved Services, the LEA in the example implements the action. As part of the annual update process, the LEA reviews implementation and student outcome data and determines that the action was implemented with fidelity and that outcomes for foster youth students improved. The LEA reviews the original estimated cost for the action and determines that had it hired additional staff to collect and analyze data and to coordinate supports for students that estimated actual cost would have been \$169,500 due to a cost of living adjustment. The LEA would divide the estimated actual cost of \$169,500 by the amount of LCFF Funding identified in the Data Entry Table and then convert the quotient to a percentage. This percentage is the Estimated Actual Percentage of Improved Services for the action.

LCFF Carryover Table

- **9. Estimated Actual LCFF Base Grant:** Provide the total amount of LCFF funding the LEA estimates it will receive for the current school year, excluding the supplemental and concentration grants and the add-ons for the Targeted Instructional Improvement Grant Program and the Home to School Transportation Program, pursuant to 5 CCR Section 15496(a)(8).

- **10. Total Percentage to Increase or Improve Services for the Current School Year:** This percentage will not be entered. The percentage is calculated based on the amounts of the Estimated Actual LCFF Base Grant (9) and the Estimated Actual LCFF Supplemental and/or Concentration Grants (6), pursuant to 5 CCR Section 15496(a)(8), plus the LCFF Carryover – Percentage from the prior year. This is the percentage by which services for unduplicated pupils must be increased or improved as compared to the services provided to all students in the current LCAP year.

Calculations in the Action Tables

To reduce the duplication of effort of LEAs, the Action Tables include functionality such as pre-population of fields and cells based on the information provided in the Data Entry Table, the Annual Update Summary Table, and the Contributing Actions Table. For transparency, the functionality and calculations used are provided below.

Contributing Actions Table

- 4. Total Planned Contributing Expenditures (LCFF Funds)
 - This amount is the total of the Planned Expenditures for Contributing Actions (LCFF Funds) column
- 5. Total Planned Percentage of Improved Services
 - This percentage is the total of the Planned Percentage of Improved Services column
- Planned Percentage to Increase or Improve Services for the coming school year (4 divided by 1, plus 5)
 - This percentage is calculated by dividing the Total Planned Contributing Expenditures (4) by the Projected LCFF Base Grant (1), converting the quotient to a percentage, and adding it to the Total Planned Percentage of Improved Services (5).

Contributing Actions Annual Update Table

Pursuant to *EC* Section 42238.07(c)(2), if the Total Planned Contributing Expenditures (4) is less than the Estimated Actual LCFF Supplemental and Concentration Grants (6), the LEA is required to calculate the difference between the Total Planned Percentage of Improved Services (5) and the Total Estimated Actual Percentage of Improved Services (7). If the Total Planned Contributing Expenditures (4) is equal to or greater than the Estimated Actual LCFF Supplemental and Concentration Grants (6), the Difference Between Planned and Estimated Actual Percentage of Improved Services will display “Not Required.”

- 6. Estimated Actual LCFF Supplemental and Concentration Grants
 - This is the total amount of LCFF supplemental and concentration grants the LEA estimates it will actually receive based on of the number and concentration of unduplicated students in the current school year.
- 4. Total Planned Contributing Expenditures (LCFF Funds)
 - This amount is the total of the Last Year's Planned Expenditures for Contributing Actions (LCFF Funds)

- 7. Total Estimated Actual Expenditures for Contributing Actions
 - This amount is the total of the Estimated Actual Expenditures for Contributing Actions (LCFF Funds)
- Difference Between Planned and Estimated Actual Expenditures for Contributing Actions (Subtract 7 from 4)
 - This amount is the Total Estimated Actual Expenditures for Contributing Actions (7) subtracted from the Total Planned Contributing Expenditures (4)
- 5. Total Planned Percentage of Improved Services (%)
 - This amount is the total of the Planned Percentage of Improved Services column
- 8. Total Estimated Actual Percentage of Improved Services (%)
 - This amount is the total of the Estimated Actual Percentage of Improved Services column
- Difference Between Planned and Estimated Actual Percentage of Improved Services (Subtract 5 from 8)
 - This amount is the Total Planned Percentage of Improved Services (5) subtracted from the Total Estimated Actual Percentage of Improved Services (8)

LCFF Carryover Table

- 10. Total Percentage to Increase or Improve Services for the Current School Year (6 divided by 9 + Carryover %)
 - This percentage is the Estimated Actual LCFF Supplemental and/or Concentration Grants (6) divided by the Estimated Actual LCFF Base Grant (9) plus the LCFF Carryover – Percentage from the prior year.
- 11. Estimated Actual Percentage of Increased or Improved Services (7 divided by 9, plus 8)
 - This percentage is the Total Estimated Actual Expenditures for Contributing Actions (7) divided by the LCFF Funding (9), then converting the quotient to a percentage and adding the Total Estimated Actual Percentage of Improved Services (8).
- 12. LCFF Carryover — Dollar Amount LCFF Carryover (Subtract 11 from 10 and multiply by 9)
 - If the Estimated Actual Percentage of Increased or Improved Services (11) is less than the Estimated Actual Percentage to Increase or Improve Services (10), the LEA is required to carry over LCFF funds.

The amount of LCFF funds is calculated by subtracting the Estimated Actual Percentage to Increase or Improve Services (11) from the Estimated Actual Percentage of Increased or Improved Services (10) and then multiplying by the Estimated Actual LCFF Base Grant (9). This amount is the amount of LCFF funds that is required to be carried over to the coming year.

- 13. LCFF Carryover — Percentage (12 divided by 9)
 - This percentage is the unmet portion of the Percentage to Increase or Improve Services that the LEA must carry over into the coming LCAP year. The percentage is calculated by dividing the LCFF Carryover (12) by the LCFF Funding (9).

California Department of Education
January 2022

School and Student Performance Data

Student Enrollment Enrollment By Student Group

Student Enrollment by Subgroup						
Student Group	Percent of Enrollment			Number of Students		
	20-21	21-22	22-23	20-21	21-22	22-23
American Indian	%	%	0%			0
African American	3.5%	4.28%	4.82%	15	17	21
Asian	3.3%	2.77%	2.98%	14	11	13
Filipino	0.7%	0.76%	0.46%	3	3	2
Hispanic/Latino	21.9%	21.66%	22.02%	94	86	96
Pacific Islander	%	%	0%			0
White	62.1%	59.45%	58.03%	267	236	253
Multiple/No Response	8.6%	10.58%	11.47%	37	42	50
Total Enrollment				430	397	436

Student Enrollment Enrollment By Grade Level

Student Enrollment by Grade Level			
Grade	Number of Students		
	20-21	21-22	22-23
Kindergarten	83	81	91
Grade 1	67	67	66
Grade 2	60	60	67
Grade 3	61	55	57
Grade 4	52	50	51
Grade 5	57	39	50
Grade 6	50	45	36
Grade 7			18
Total Enrollment	430	397	436

Conclusions based on this data:

1.

School and Student Performance Data

Student Enrollment English Learner (EL) Enrollment

English Learner (EL) Enrollment						
Student Group	Number of Students			Percent of Students		
	20-21	21-22	22-23	20-21	21-22	22-23
English Learners	40	44	53	9.30%	11.1%	12.2%
Fluent English Proficient (FEP)	58	54	71	13.50%	13.6%	16.3%
Reclassified Fluent English Proficient (RFEP)	6			15.0%		

Conclusions based on this data:

1.

School and Student Performance Data

CAASPP Results

English Language Arts/Literacy (All Students)

Overall Participation for All Students												
Grade Level	# of Students			# of Students			# of Students with			% of Enrolled		
	20-21	21-22	22-23	20-21	21-22	22-23	20-21	21-22	22-23	20-21	21-22	22-23

The “% of Enrolled Students Tested” showing in this table is not the same as “Participation Rate” for federal accountability purposes.

Overall Achievement for All Students															
Grade Level	Mean Scale			% Standard			% Standard Met			% Standard			% Standard Not		
	20-	21-	22-	20-	21-	22-	20-	21-	22-	20-	21-	22-	20-	21-	22-
All	N/A	N/A	N/A												

Reading Demonstrating understanding of literary and non-fictional texts									
Grade Level	% Above Standard			% At or Near			% Below Standard		
	20-21	21-22	22-23	20-21	21-22	22-23	20-21	21-22	22-23

Writing Producing clear and purposeful writing									
Grade Level	% Above Standard			% At or Near			% Below Standard		
	20-21	21-22	22-23	20-21	21-22	22-23	20-21	21-22	22-23

Listening Demonstrating effective communication skills									
Grade Level	% Above Standard			% At or Near			% Below Standard		
	20-21	21-22	22-23	20-21	21-22	22-23	20-21	21-22	22-23

Research/Inquiry Investigating, analyzing, and presenting information									
Grade Level	% Above Standard			% At or Near			% Below Standard		
	20-21	21-22	22-23	20-21	21-22	22-23	20-21	21-22	22-23

Conclusions based on this data:

1.

School and Student Performance Data

CAASPP Results Mathematics (All Students)

Overall Participation for All Students												
Grade Level	# of Students			# of Students			# of Students with			% of Enrolled		
	20-21	21-22	22-23	20-21	21-22	22-23	20-21	21-22	22-23	20-21	21-22	22-23

* The “% of Enrolled Students Tested” showing in this table is not the same as “Participation Rate” for federal accountability purposes.

Overall Achievement for All Students															
Grade Level	Mean Scale			% Standard			% Standard Met			% Standard			% Standard Not		
	20-	21-	22-	20-	21-	22-	20-	21-	22-	20-	21-	22-	20-	21-	22-
All	N/A	N/A	N/A												

Concepts & Procedures Applying mathematical concepts and procedures									
Grade Level	% Above Standard			% At or Near			% Below Standard		
	20-21	21-22	22-23	20-21	21-22	22-23	20-21	21-22	22-23

Problem Solving & Modeling/Data Analysis Using appropriate tools and strategies to solve real world and mathematical problems									
Grade Level	% Above Standard			% At or Near			% Below Standard		
	20-21	21-22	22-23	20-21	21-22	22-23	20-21	21-22	22-23

Communicating Reasoning Demonstrating ability to support mathematical conclusions									
Grade Level	% Above Standard			% At or Near			% Below Standard		
	20-21	21-22	22-23	20-21	21-22	22-23	20-21	21-22	22-23

Conclusions based on this data:

1.

School and Student Performance Data

ELPAC Results

ELPAC Summative Assessment Data Number of Students and Mean Scale Scores for All Students								
Grade Level	Overall		Oral Language		Written Language		Number of Students Tested	
	20-21	21-22	20-21	21-22	20-21	21-22	20-21	21-22

Overall Language Percentage of Students at Each Performance Level for All Students										
Grade Level	Level 4		Level 3		Level 2		Level 1		Total Number of Students	
	20-21	21-22	20-21	21-22	20-21	21-22	20-21	21-22	20-21	21-22

Oral Language Percentage of Students at Each Performance Level for All Students										
Grade Level	Level 4		Level 3		Level 2		Level 1		Total Number of Students	
	20-21	21-22	20-21	21-22	20-21	21-22	20-21	21-22	20-21	21-22

Written Language Percentage of Students at Each Performance Level for All Students										
Grade Level	Level 4		Level 3		Level 2		Level 1		Total Number of Students	
	20-21	21-22	20-21	21-22	20-21	21-22	20-21	21-22	20-21	21-22

Listening Domain Percentage of Students by Domain Performance Level for All Students								
Grade Level	Well Developed		Somewhat/Moderately		Beginning		Total Number of Students	
	20-21	21-22	20-21	21-22	20-21	21-22	20-21	21-22

Speaking Domain Percentage of Students by Domain Performance Level for All Students								
Grade Level	Well Developed		Somewhat/Moderately		Beginning		Total Number of Students	
	20-21	21-22	20-21	21-22	20-21	21-22	20-21	21-22

Reading Domain Percentage of Students by Domain Performance Level for All Students								
Grade Level	Well Developed		Somewhat/Moderately		Beginning		Total Number of Students	
	20-21	21-22	20-21	21-22	20-21	21-22	20-21	21-22

Writing Domain Percentage of Students by Domain Performance Level for All Students								
Grade Level	Well Developed		Somewhat/Moderately		Beginning		Total Number of Students	
	20-21	21-22	20-21	21-22	20-21	21-22	20-21	21-22

Conclusions based on this data:

- 1.

School and Student Performance Data

Student Population

For the past two years, many state and federal accountability requirements were waived or adjusted due to the impact of the COVID-19 pandemic on LEAs, schools, and students. Beginning with the 2021-22 school year, the requirements to hold schools and districts accountable for student outcomes has returned with the release of the 2022 California School Dashboard (Dashboard). The Every Student Succeeds Act is requiring all states to determine schools eligible for support. Similarly, under state law, Assembly Bill (AB) 130, which was signed into law in 2021, mandates the return of the Dashboard using only current year performance data to determine LEAs for support. Therefore, to meet this state requirement, only the 2021-22 school year data will be reported on the 2022 Dashboard for state indicators. (Data for Change [or the difference from prior year] and performance colors will not be reported.)

This section provides information about the school's student population.

2021-22 Student Population			
Total Enrollment	Socioeconomically Disadvantaged	English Learners	Foster Youth
Total Number of Students enrolled in Santa Rosa French-American Charter School (SRFACS).	Students who are eligible for free or reduced priced meals; or have parents/guardians who did not receive a high school diploma.	Students who are learning to communicate effectively in English, typically requiring instruction in both the English Language and in their academic courses.	Students whose well being is the responsibility of a court.

2021-22 Enrollment for All Students/Student Group		
Student Group	Total	Percentage
English Learners		
Foster Youth		
Homeless		
Socioeconomically Disadvantaged		
Students with Disabilities		

Enrollment by Race/Ethnicity		
Student Group	Total	Percentage
African American		
American Indian		
Asian		
Filipino		
Hispanic		
Two or More Races		
Pacific Islander		
White		

Conclusions based on this data:

1.

This section provides additional information on distance from standard for current English learners, prior or Reclassified English learners, and English Only students in English Language Arts.

2022 Fall Dashboard English Language Arts Data Comparisons for English Learners

Current English Learner

Reclassified English Learners

English Only

Conclusions based on this data:

- 1.

This section provides additional information on distance from standard for current English learners, prior or Reclassified English learners, and English Only students in mathematics

2022 Fall Dashboard Mathematics Data Comparisons for English Learners

Current English Learner

Reclassified English Learners

English Only

Conclusions based on this data:

1.

School and Student Performance Data

Academic Performance English Learner Progress

Due to the COVID-19 pandemic, state law allows the 2022 Dashboard to only display the most current year of data (also known as Status). For this year only, performance levels will be reported using one of five Status levels (ranging from Very High, High, Medium, Low, and Very Low) for state measures. Please note that the Status levels associated with the Chronic Absenteeism and Suspension Rate Indicators are reversed (ranging from Very Low, Low, Medium, High, and Very High). Information regarding this year's Dashboard data is available within the [Dashboard Communications Toolkit](#).

This section provides information on the percentage of current EL students making progress towards English language proficiency or maintaining the highest level.

2022 Fall Dashboard English Learner Progress Indicator				
<table border="1"><thead><tr><th>English Learner Progress</th></tr></thead><tbody><tr><td>making progress towards English language proficiency</td></tr><tr><td>Number of EL Students:</td></tr><tr><td>Performance Level:</td></tr></tbody></table>	English Learner Progress	making progress towards English language proficiency	Number of EL Students:	Performance Level:
English Learner Progress				
making progress towards English language proficiency				
Number of EL Students:				
Performance Level:				

This section provides a view of the percentage of current EL students who progressed at least one ELPI level, maintained ELPI level 4, maintained lower ELPI levels (i.e, levels 1, 2L, 2H, 3L, or 3H), or decreased at least one ELPI Level.

2022 Fall Dashboard Student English Language Acquisition Results			
Decreased One ELPI Level	Maintained ELPI Level 1, 2L, 2H, 3L, or 3H	Maintained ELPI Level 4	Progressed At Least One ELPI Level

Conclusions based on this data:

1.

School and Student Performance Data

Academic Performance College/Career Report

College/Career data provides information on whether high school students are prepared for success after graduation based on measures like graduation rate, performance on state tests, and college credit courses. College/Career data was not reported in 2022.

Conclusions based on this data:

- 1.

School and Student Performance Data

Conditions & Climate

Suspension Rate

Due to the COVID-19 pandemic, state law allows the 2022 Dashboard to only display the most current year of data (also known as Status). For this year only, performance levels will be reported using one of five Status levels (ranging from Very High, High, Medium, Low, and Very Low) for state measures. Please note that the Status levels associated with the Chronic Absenteeism and Suspension Rate Indicators are reversed (ranging from Very Low, Low, Medium, High, and Very High). Information regarding this year's Dashboard data is available within the [Dashboard Communications Toolkit](#).

Because performance on state measures is based on current year (i.e., 2021-22) results only for the 2022 Dashboard, the color dials have been replaced with one of five Status levels (ranging from Very High, High, Medium, Low, and Very Low).

Very High
Lowest Performance

High

Medium

Low

Very Low
Highest Performance

This section provides number of student groups in each level.

2022 Fall Dashboard Suspension Rate Equity Report

Very High

High

Medium

Low

Very Low

This section provides information about the percentage of students in kindergarten through grade 12 who have been suspended at least once in a given school year. Students who are suspended multiple times are only counted once.

2022 Fall Dashboard Suspension Rate for All Students/Student Group

All Students

English Learners

Foster Youth

Homeless

Socioeconomically Disadvantaged

Students with Disabilities

2022 Fall Dashboard Suspension Rate by Race/Ethnicity

African American

American Indian

Asian

Filipino

Hispanic

Two or More Races

Pacific Islander

White

Conclusions based on this data:

1.