

# Pleasanton Unified School District

## High School Boundary Adjustments

Board Meeting  
January 11, 2024

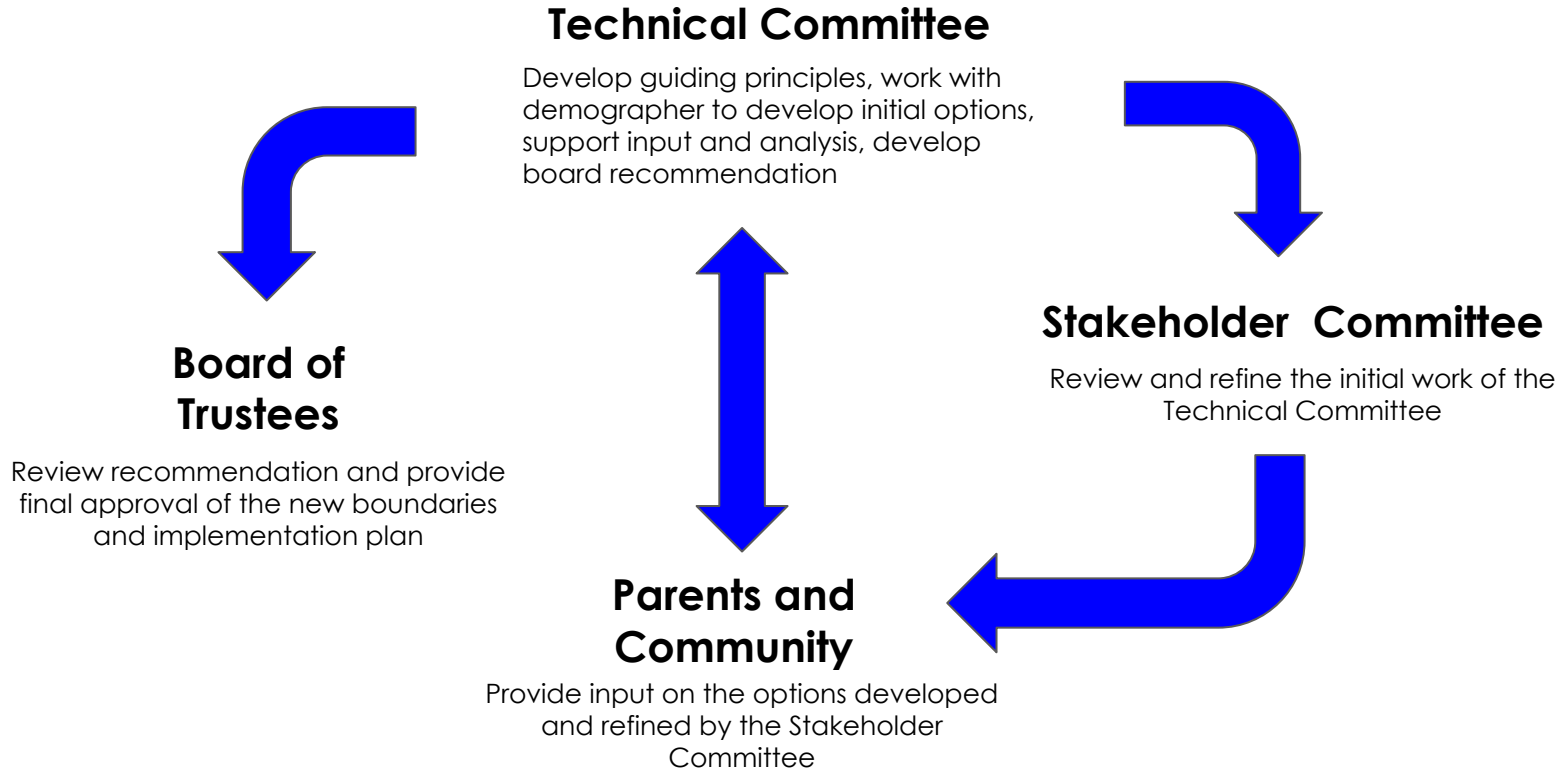
# Today's Meeting

- Background
- Review schedule
- Review data
- Review tentative options and interactive maps
- Discuss Transition Process
- Input, Question and Answer

# Background Information

- Elementary and Middle School Boundaries were updated last Spring 2023
- Feeder boundaries have been adjusted from EL to MS.
- Board committed to evaluate and adjust boundaries for high school in 2023/24
- Since the 2019/20 PUSD has seen a decline of enrollment of about 1170 students
- Reevaluate the need of “Choice” areas

# Process





# Committee Members

---

<b>District Administration</b>	<b>School Administration</b>	<b>PTA /Parents</b>	<b>APT/CSEA</b>	<b>City</b>	<b>Demographer</b>
Steve Maher	Caroline Fields	Preethi Ravi Shankar	Derrick Psaros	Ellen Clark	David Kaitz *
Dr. David Haglund*	Russell Campisi	Mia Maksumova	Cheryl Atkins	Mike Tassano	
Ahmad Sheikholeslami*	Marco Lopez	Mirjam Dijkxhoorn	Samuel Weaver		
Will Nelson*	Heather Periera	Margaret Surridge			
Ed Diolazo*	Jonathan Fey	Kelly Cantu			
Julio Hernandez	Sebastian Bull				
David Schrag*					
Joshua Butterfield*					
Jeni Rickard					
Kari Straface					
John Chwastyk*					
Leslie Heller*					
Becky Simons*					

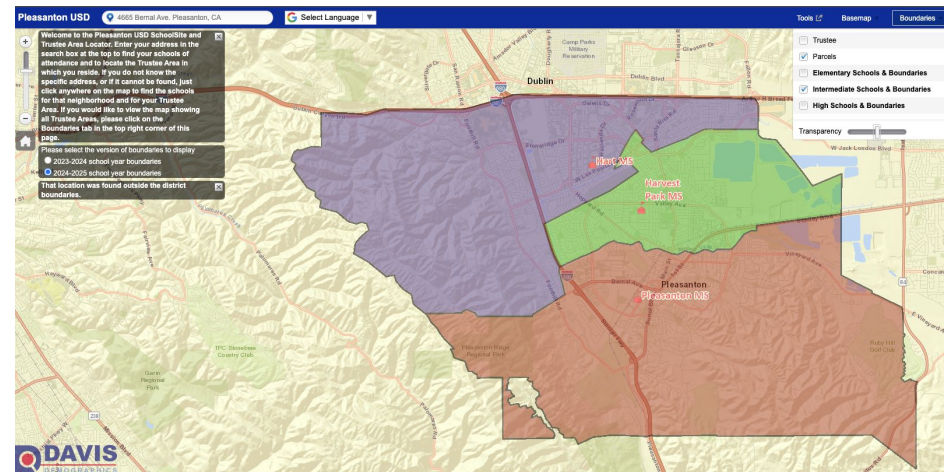
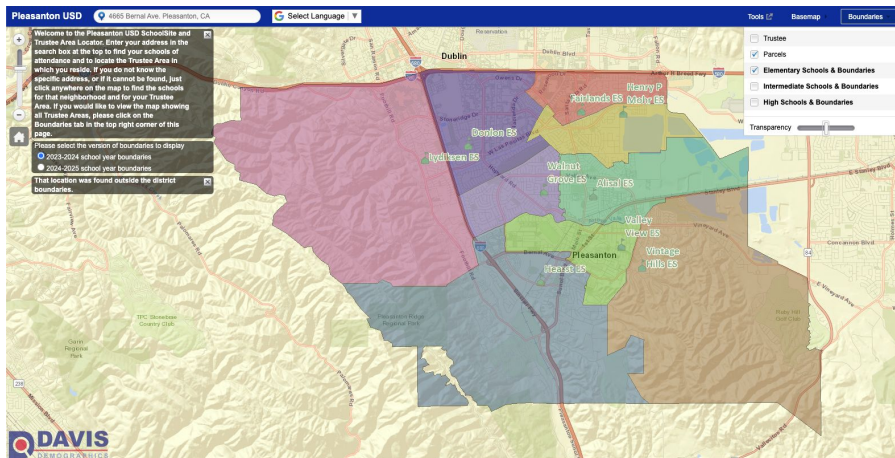
\* Technical Committee Members

# Guiding Principles

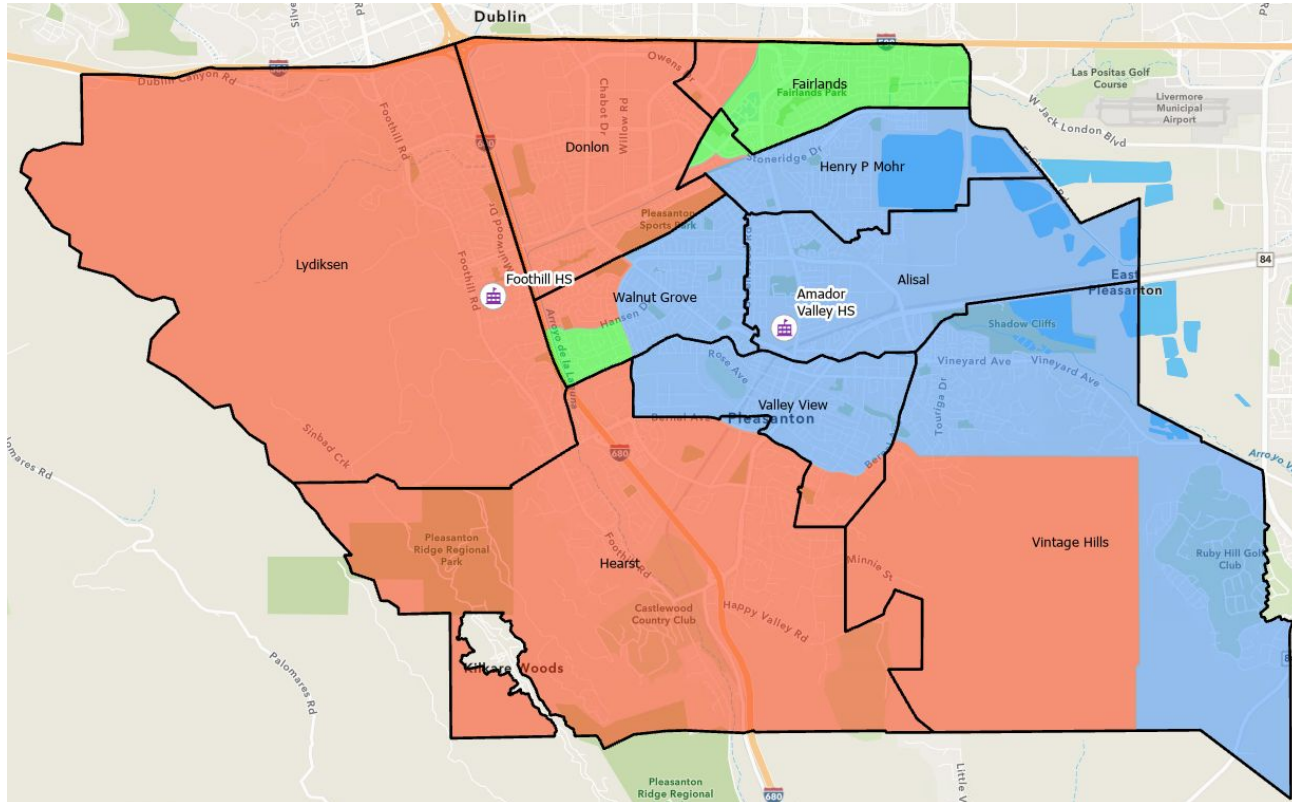
1. The high schools school capacity (existing or with proposed new facilities) should be able to meet the projected enrollment for the next 5-7 years
2. Schools projected enrollments should be balanced using boundary adjustments and/or school programs (i.e language immersion) to the extent possible
3. The enrollments at the high schools should be balanced to the extent allowed by the schools capacity (existing or with proposed new facilities)
4. School boundaries should enhance neighborhood schools and community engagement
5. School boundaries should support safe routes to schools, student safety and public transportation routes to the extent possible
6. School boundaries should promote socioeconomic diversity among the students and community to the extent possible
7. Boundary adjustment should include a transition plan that minimize the impacts to students and families

# Review Current EL and MS Boundaries

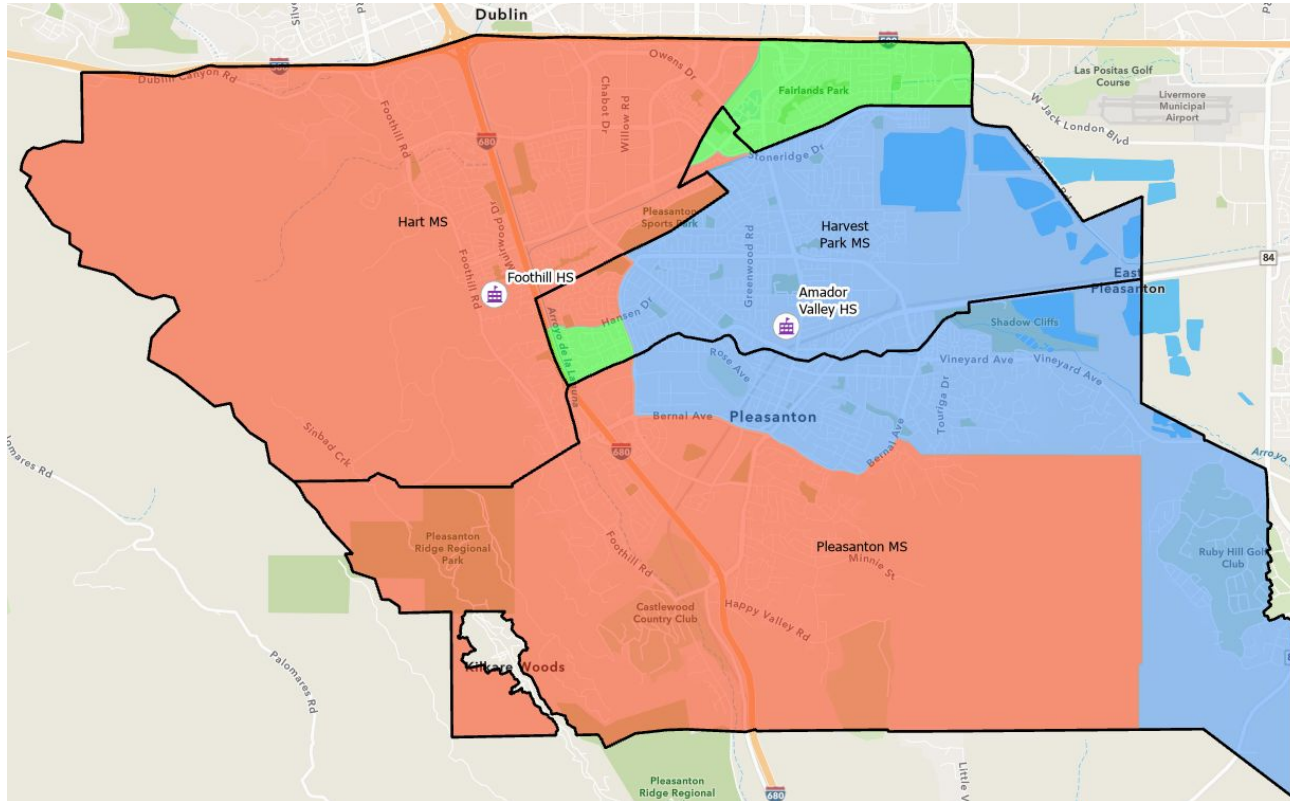
- [Elementary School Boundaries](#)
- [Middle School Boundaries](#)



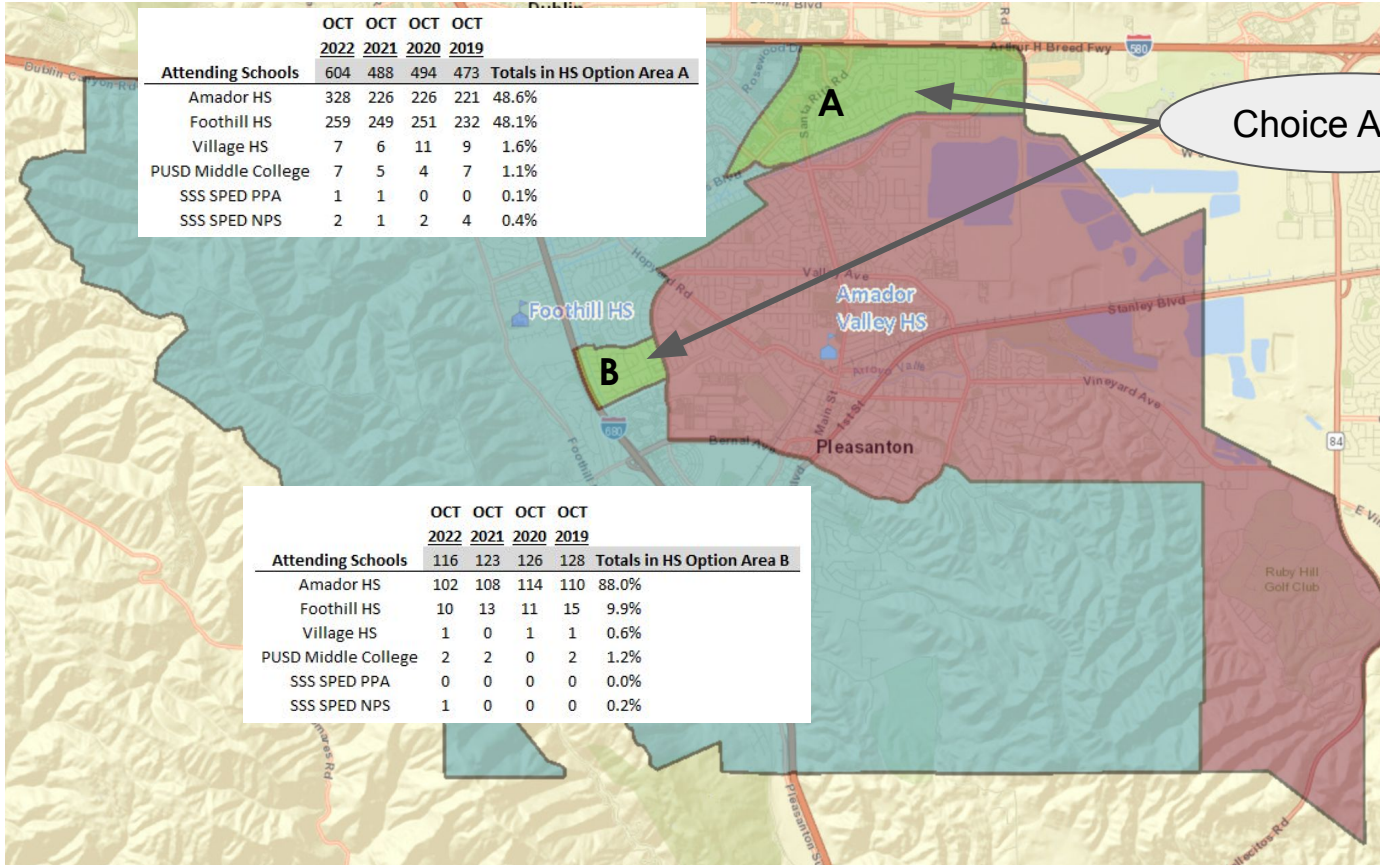
# Map of Current ES Boundaries Overlaid on Current HS Boundaries



# Map of 24/25 MS Boundaries Overlaid on Current HS Boundaries



# Current High School Boundaries



Choice Areas

Attending Schools	OCT 2022	OCT 2021	OCT 2020	OCT 2019	Totals in HS Option Area A
	Amador HS	328	226	226	
Foothill HS	259	249	251	232	48.1%
Village HS	7	6	11	9	1.6%
PUSD Middle College	7	5	4	7	1.1%
SSS SPED PPA	1	1	0	0	0.1%
SSS SPED NPS	2	1	2	4	0.4%

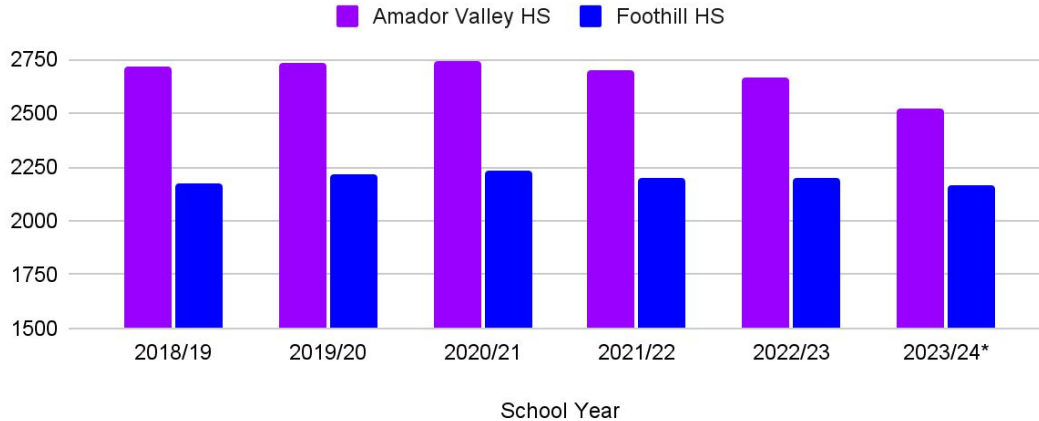
Attending Schools	OCT 2022	OCT 2021	OCT 2020	OCT 2019	Totals in HS Option Area B
	Amador HS	102	108	114	
Foothill HS	10	13	11	15	9.9%
Village HS	1	0	1	1	0.6%
PUSD Middle College	2	2	0	2	1.2%
SSS SPED PPA	0	0	0	0	0.0%
SSS SPED NPS	1	0	0	0	0.2%

# Data Points

<b>Data Point</b>	<b>Amador HS</b>	<b>Foothill HS</b>	<b>Choice Areas</b>	<b>Middle College/ PVA/VH</b>	<b>Out of District</b>	<b>SDC/AT</b>	<b>TOTAL</b>
<b>Current Enrollment - 2023/24</b>	2,508	2,146		169	included	114	4,949
<b>Resident Projection 2023/24</b>	2,267	1,755	563		168	88	4,841
<b>Resident Projection 2025/26</b>	2,118	1,794	522		162	86	4,681
<b>Resident Projection 2029/30</b>	1,851	1,703	493		148	78	4,272
<b>School Capacity</b>	2998	2542					5,540

# Data Points - Enrollment

## Amador Valley HS and Foothill HS



## Total High School Enrollment History (2018-2023)

School Year	2018/19	2019/20	2020/21	2021/22	2022/23	2023/24*
Amador Valley HS	2714	2734	2744	2,699	2,665	2520
Foothill HS	2178	2217	2237	2,202	2,199	2162
Totals	4892	4951	4981	4,901	4,864	4682
* as of 12/18/23						



### Fall 2023/2024 9-12 (High School) Attendance Matrix

Open Enrollment Patterns (Transfer In/Out Rates)

School Codes: 13 14 333 555 15 223 444 557

		SCHOOL OF ENROLLMENT								
		AMADOR VALLEY HS	FOOTHILL HS	PUSD MIDDLE COLLEGE	SSS SPED NPS	VILLAGE HIGH SCHOOL	PUSD VIRTUAL ACADEMY 9-12	SSS SPED PPA	SSS SCHOOL ASSESSMENT	DISTRICT LEVEL
SCHOOL OF RESIDENCE	AMADOR VALLEY HS	2,291	2,103	115	2	6	26	38	0	1
	FOOTHILL AMADOR OPTION AREA	562	295	261	0	1	5	0	0	0
	FOOTHILL HS	1,764	54	1,671	0	4	12	21	2	0
Resident Students		4,617	2,452	2,047	2	11	43	59	2	1
SDC Students		104	47	44	0	4	9	0	0	0
No SDC	Out of District Students	203	67	117	0	0	7	12	0	0
	Grade = 13	35	5	0	0	3	27	0	0	0
	<b>Total Enrollment</b>	<b>4,959</b>	<b>2,571</b>	<b>2,208</b>	<b>2</b>	<b>18</b>	<b>86</b>	<b>71</b>	<b>2</b>	<b>1</b>

Transfers Out Rates	Number of Students Transferring out of Area
8.2%	188

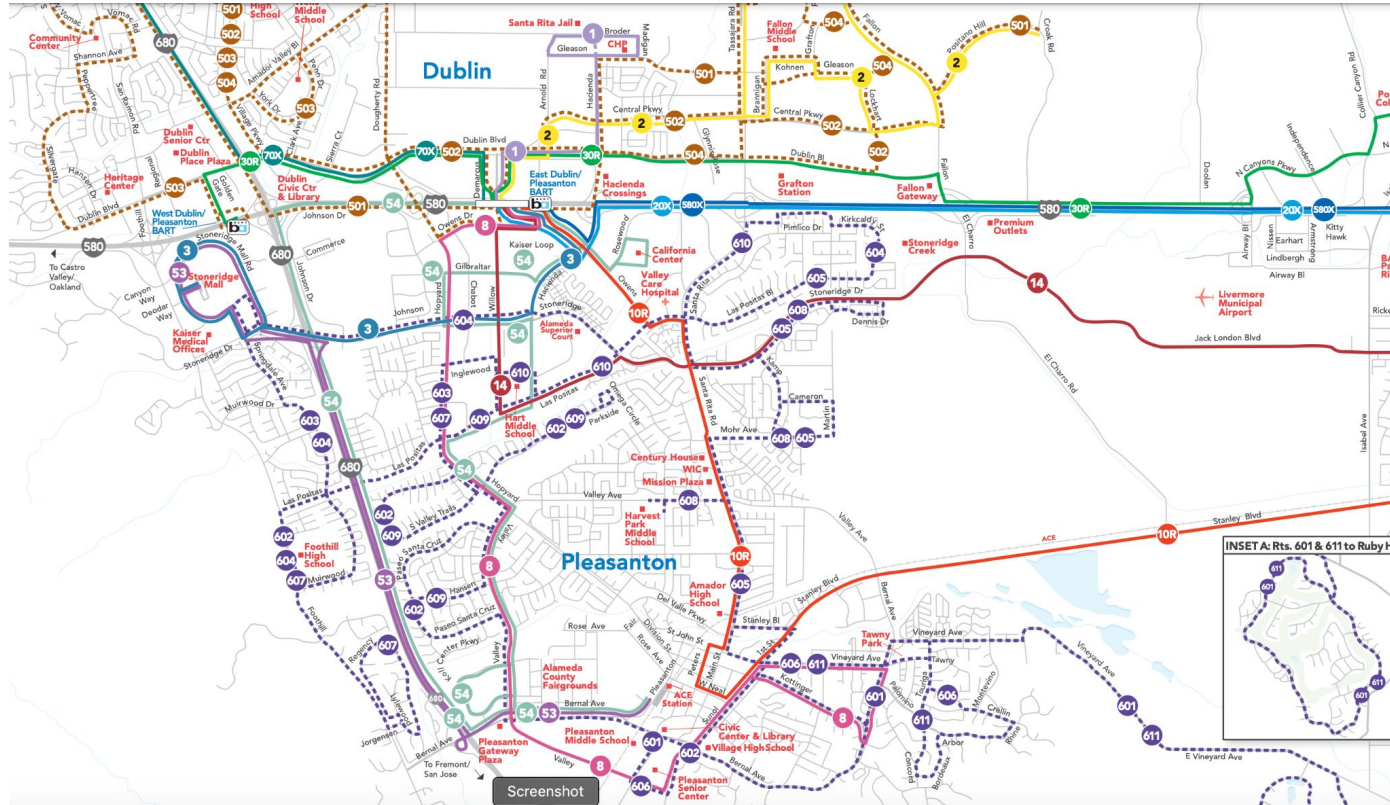
5.3%	93
<b>6.9%</b>	<b>281</b>
<b>District-wide</b>	<b>District-wide</b>

# Enrolled, but not Living in the Attendance Area:	353	121	232
Transfer In Rates:	7.6%	4.9%	11.3%
<b>District-wide</b>			

= High Transfer Rates

The above data is based upon a database download provided to Davis Demographics by the Pleasanton USD representing enrollment on the Fall 2023 CBEDS date (October 5, 2023).

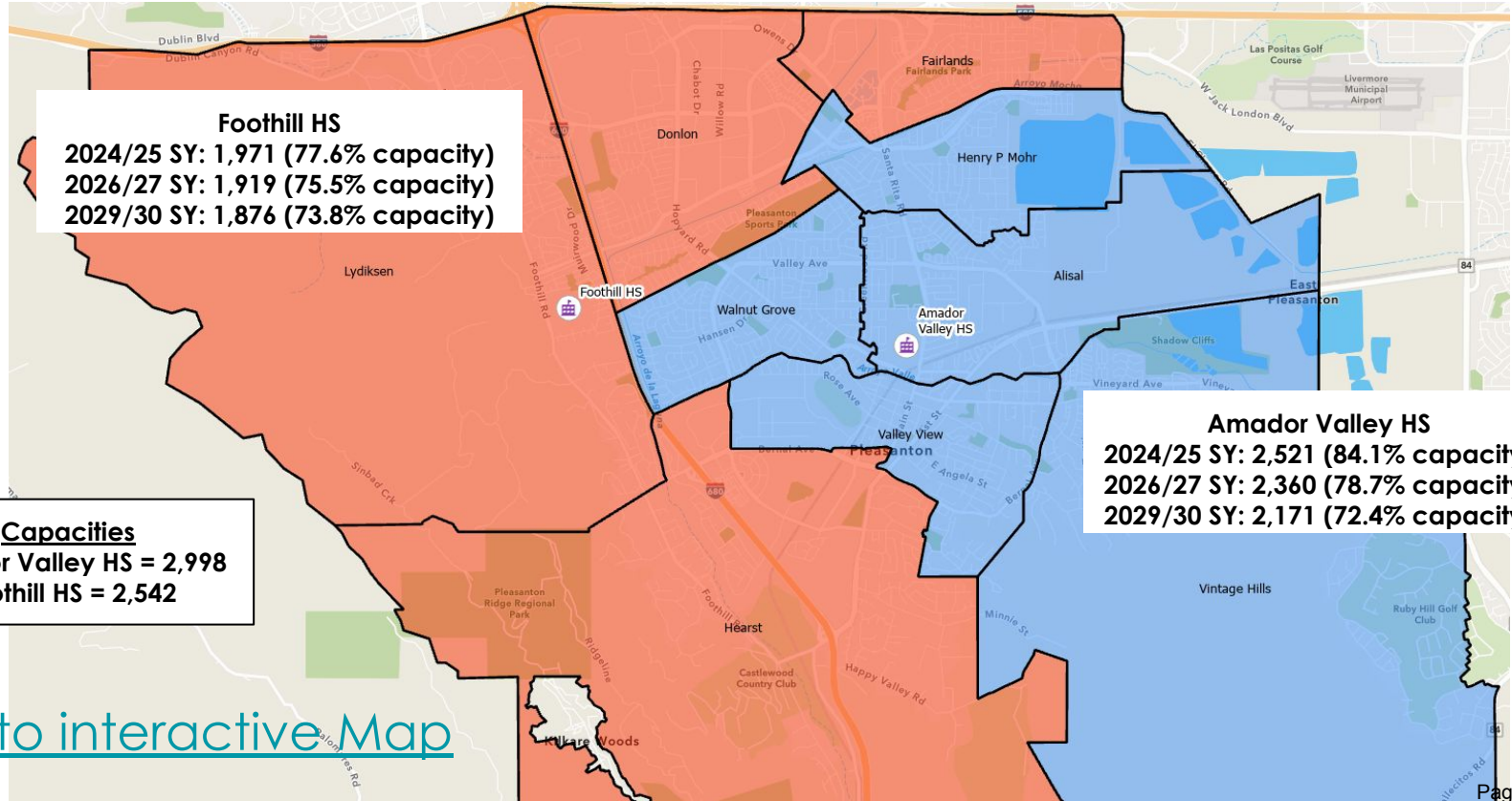
# Public Transportation - Wheels



Both schools are currently served well by Wheels. PUSD pays for additional route to support Foothill HS. District would need to continue to coordinate and adjust routes to ensure as many students are served as possible. Wheels is public transportation and is currently operating at capacity. Free rides are available for those meeting certain low income criteria. Learn more at:

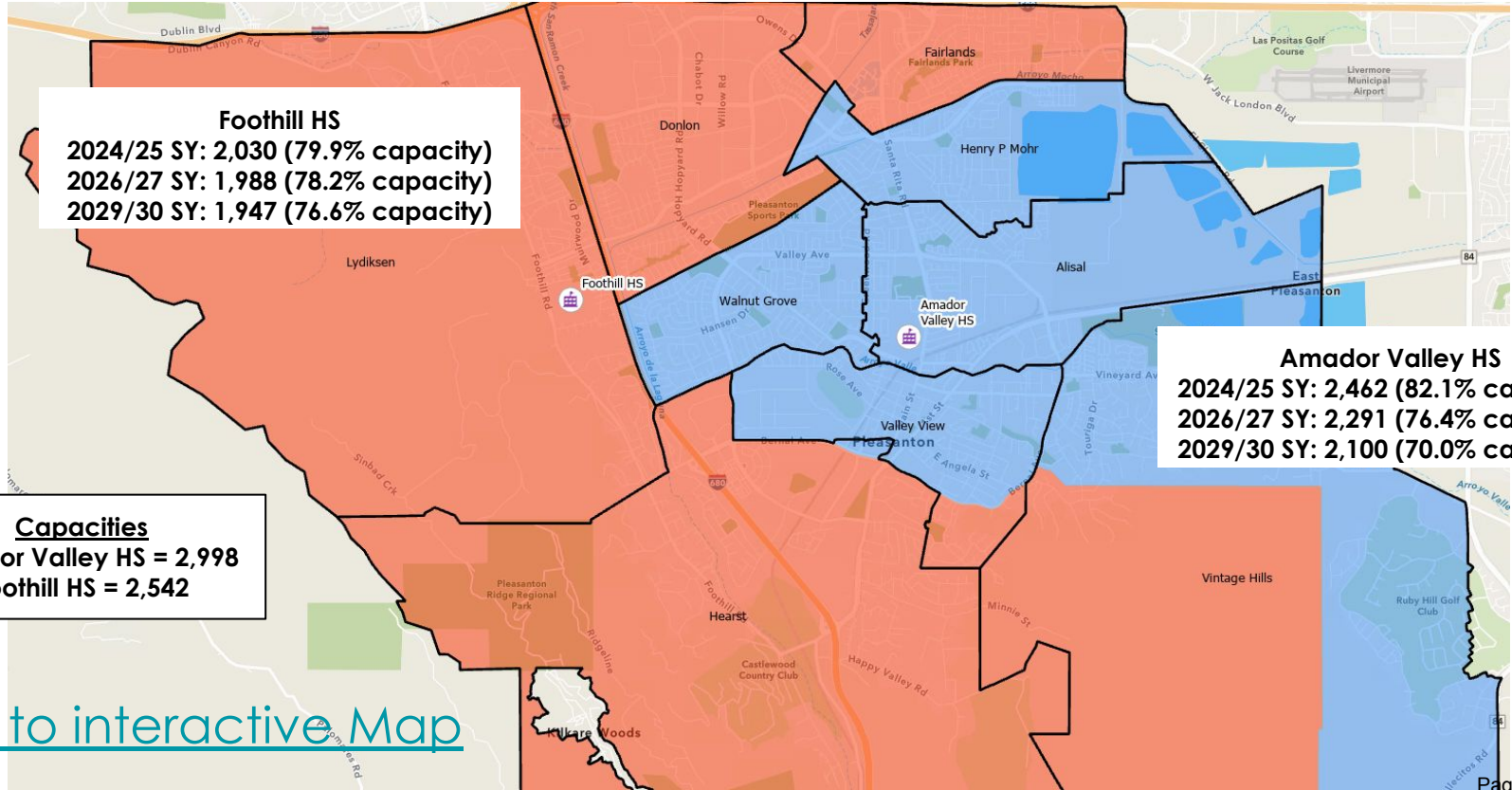
<https://wheelsbus.com/>

# Option 1



[Link to interactive Map](#)

# Option 2



**Foothill HS**  
2024/25 SY: 2,030 (79.9% capacity)  
2026/27 SY: 1,988 (78.2% capacity)  
2029/30 SY: 1,947 (76.6% capacity)

**Amador Valley HS**  
2024/25 SY: 2,462 (82.1% capacity)  
2026/27 SY: 2,291 (76.4% capacity)  
2029/30 SY: 2,100 (70.0% capacity)

**Capacities**  
Amador Valley HS = 2,998  
Foothill HS = 2,542

[Link to interactive Map](#)

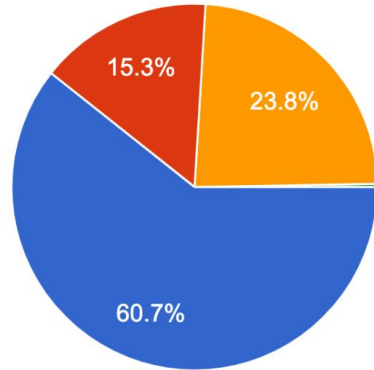
# Transition Process

- Anticipate the approval of new boundaries for 2024/25 School Year
- There will be a transition process for current students
  - **Current 6-8th** grade students can elect their current high school boundary or new boundary
  - Siblings can attend the same high school if impacted by the boundary change
- New incoming students for 2024/25 will attend the new high school boundary

# Community Input - Survey Data

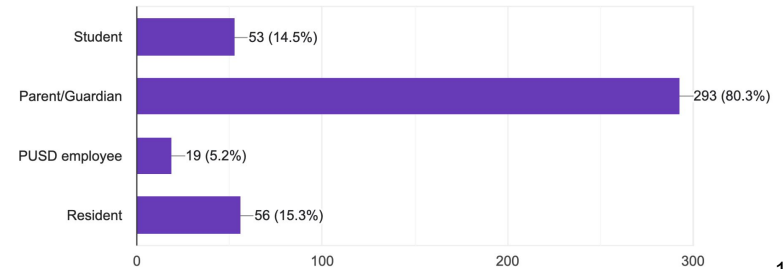
Which new high school boundary do you prefer?

366 responses



- Option 1
- Option 2
- Neither Option
- First Choice

I am a ...  
365 responses



# Community Input

- Many supported the option that kept elementary schools grouped as a whole together
- Those who are in choice areas prefer to keep that option
- Families bought there home in choice areas to have the flexibility to make that choice
- Depending on the impact responders either supported or disapproved for transportation and distance issues
  - Choice Area A responders concerned about the commute to Foothill HS
  - Those in Vintage Hill/Valley View ES boundary support the Option 1 to reduce the commute
- Support grandfather to allow current students to stay with their friends and current plans

# Next Steps

- Board discussion and input
- Refine options and transition process
- Board Approval January 25, 2024



[Link to web page](#)