

Pleasanton Unified School District

High School Boundary Adjustments

Board Meeting
January 25, 2024

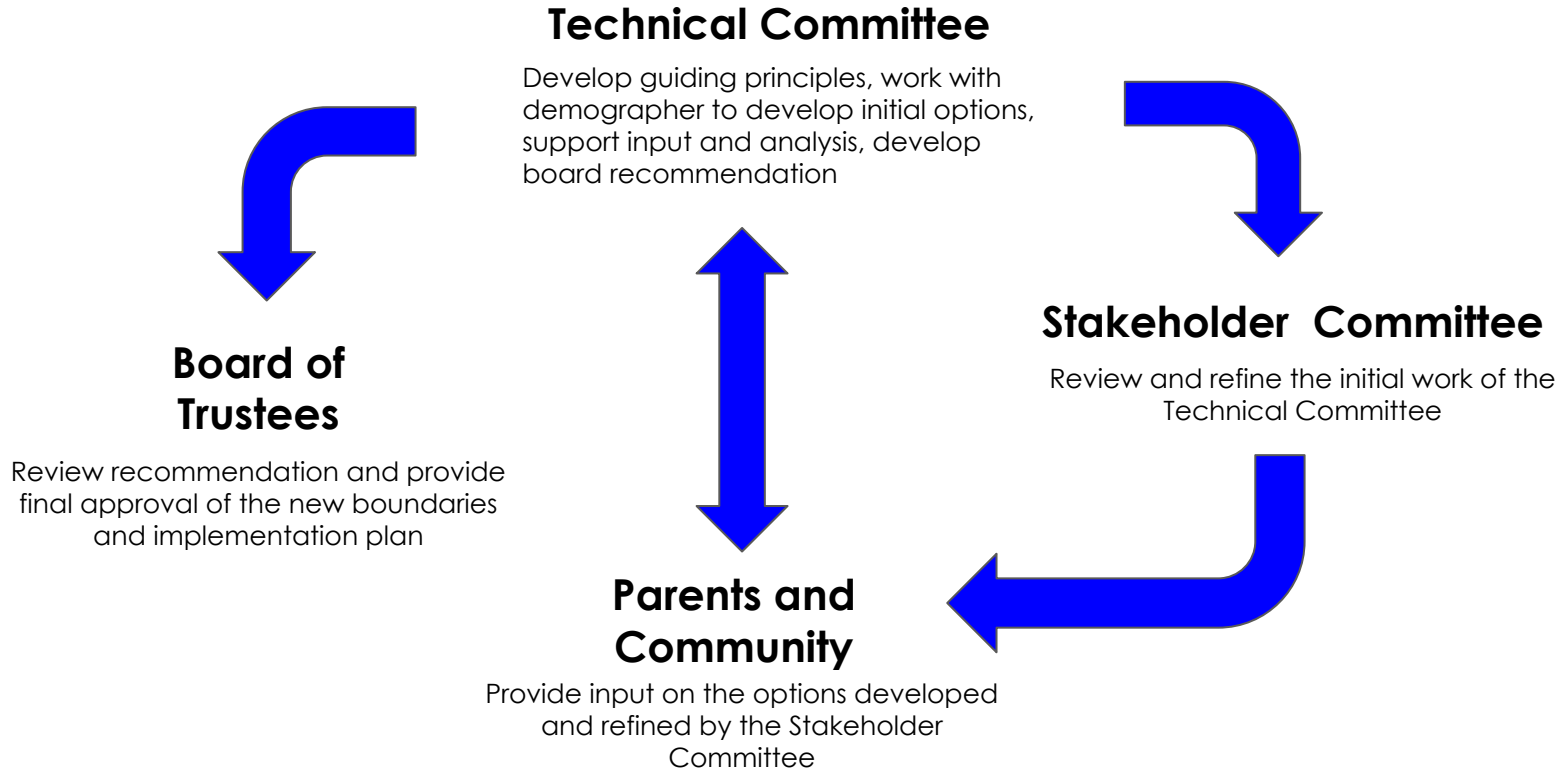
Today's Meeting

- Background
- Review schedule
- Review data
- Review tentative options and interactive maps
- Discuss Transition Process
- Input, Question and Answer

Background Information

- Elementary and Middle School Boundaries were updated last Spring 2023
- Feeder boundaries have been adjusted from EL to MS.
- Board committed to evaluate and adjust boundaries for high school in 2023/24
- Since the 2019/20 PUSD has seen a decline of enrollment of about 1170 students
- Reevaluate the need of “Choice” areas

Process



Committee Members

District Administration	School Administration	PTA /Parents	APT/CSEA	City	Demographer
Steve Maher	Caroline Fields	Preethi Ravi Shankar	Derrick Psaros	Ellen Clark	David Kaitz *
Dr. David Haglund*	Russell Campisi	Mia Maksumova	Cheryl Atkins	Mike Tassano	
Ahmad Sheikholeslami*	Marco Lopez	Mirjam Dijkxhoorn	Samuel Weaver		
Will Nelson*	Heather Pereira	Margaret Surridge			
Ed Diolazo*	Jonathan Fey	Kelly Cantu			
Julio Hernandez	Sebastian Bull				
David Schrag*					
Joshua Butterfield*					
Jeni Rickard					
Kari Straface					
John Chwastyk*					
Leslie Heller*					
Becky Simons*					

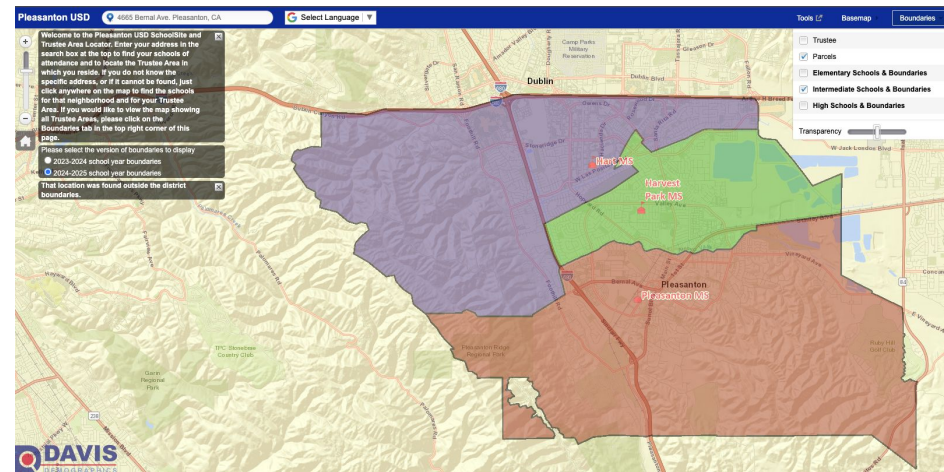
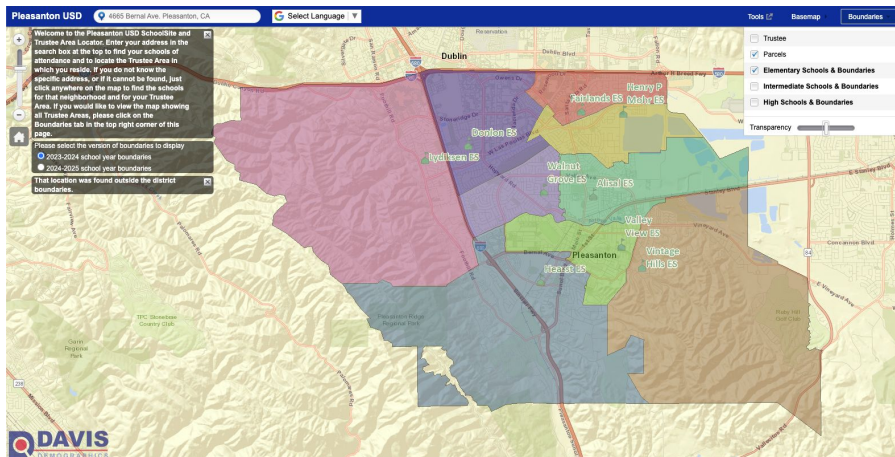
* Technical Committee Members

Guiding Principles

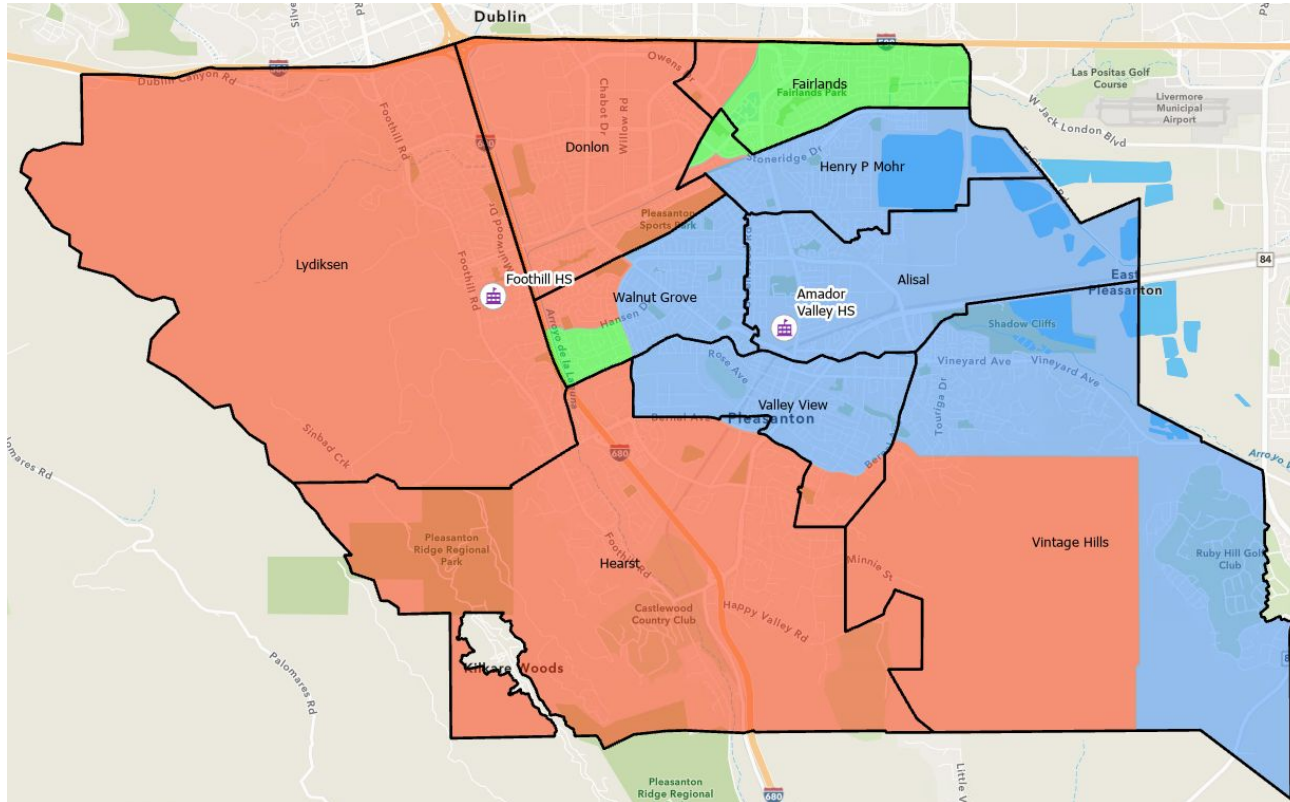
1. The high schools school capacity (existing or with proposed new facilities) should be able to meet the projected enrollment for the next 5-7 years
2. Schools projected enrollments should be balanced using boundary adjustments and/or school programs (i.e language immersion) to the extent possible
3. The enrollments at the high schools should be balanced to the extent allowed by the schools capacity (existing or with proposed new facilities)
4. School boundaries should enhance neighborhood schools and community engagement
5. School boundaries should support safe routes to schools, student safety and public transportation routes to the extent possible
6. School boundaries should promote socioeconomic diversity among the students and community to the extent possible
7. Boundary adjustment should include a transition plan that minimize the impacts to students and families

Review Current EL and MS Boundaries

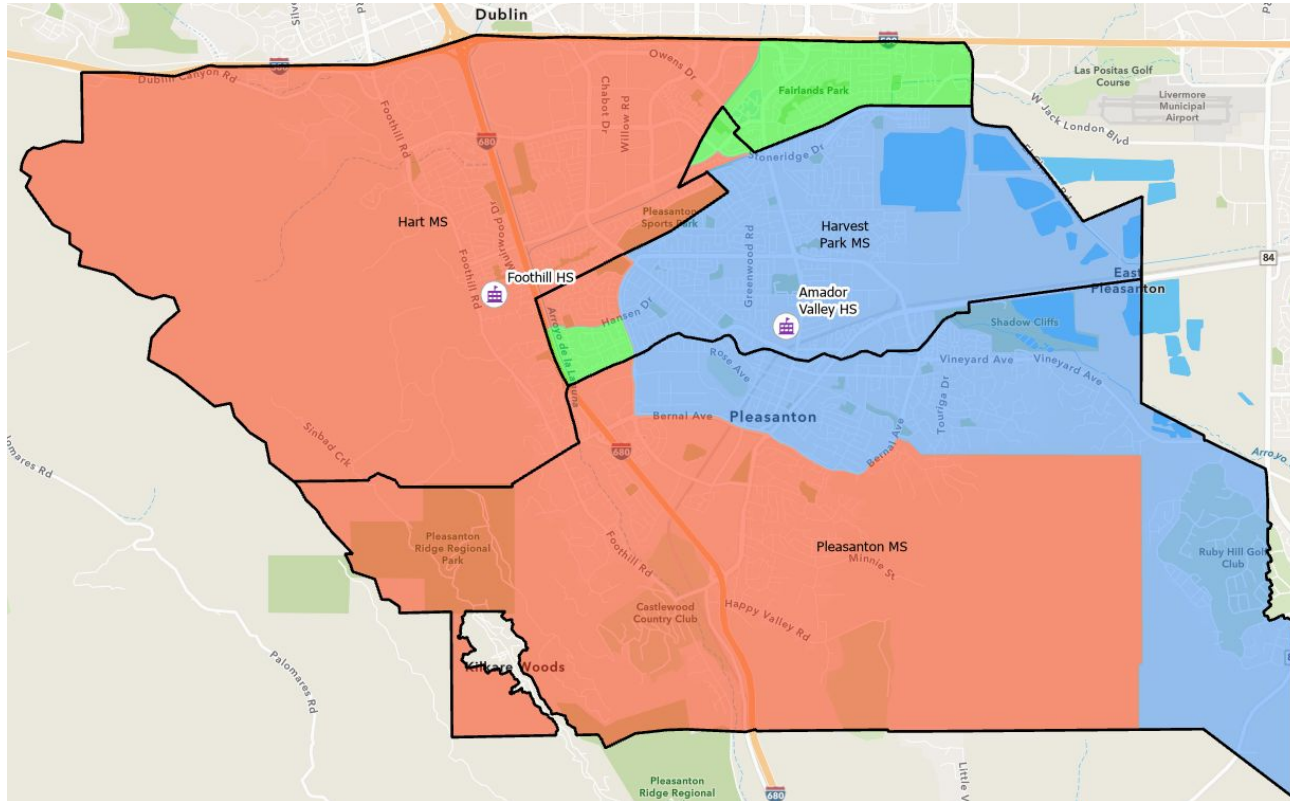
- [Elementary School Boundaries](#)
- [Middle School Boundaries](#)



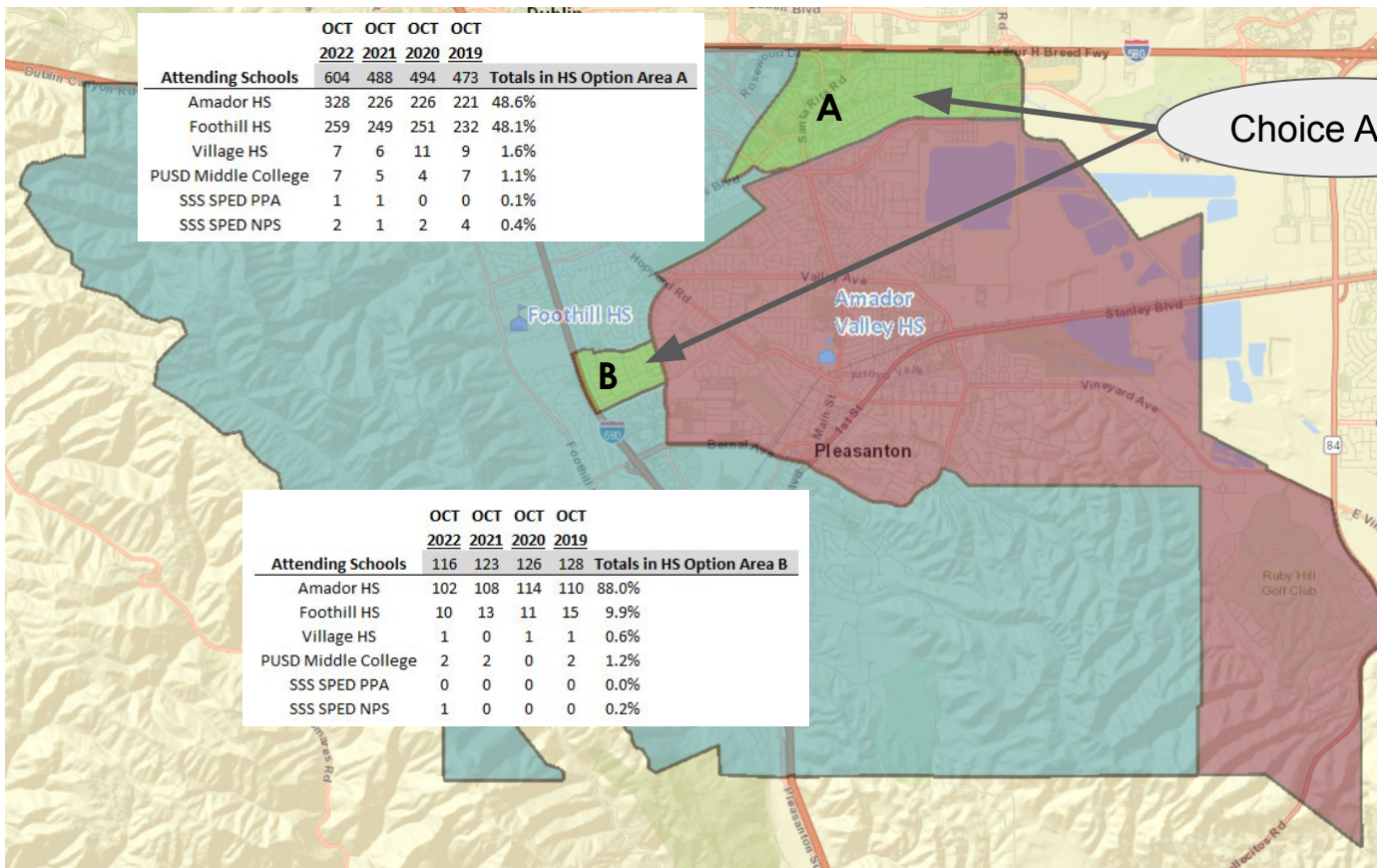
Map of Current ES Boundaries Overlaid on Current HS Boundaries



Map of 24/25 MS Boundaries Overlaid on Current HS Boundaries



Current High School Boundaries



Attending Schools	OCT	OCT	OCT	OCT	Totals in HS Option Area A
	2022	2021	2020	2019	
Amador HS	328	226	226	221	48.6%
Foothill HS	259	249	251	232	48.1%
Village HS	7	6	11	9	1.6%
PUSD Middle College	7	5	4	7	1.1%
SSS SPED PPA	1	1	0	0	0.1%
SSS SPED NPS	2	1	2	4	0.4%

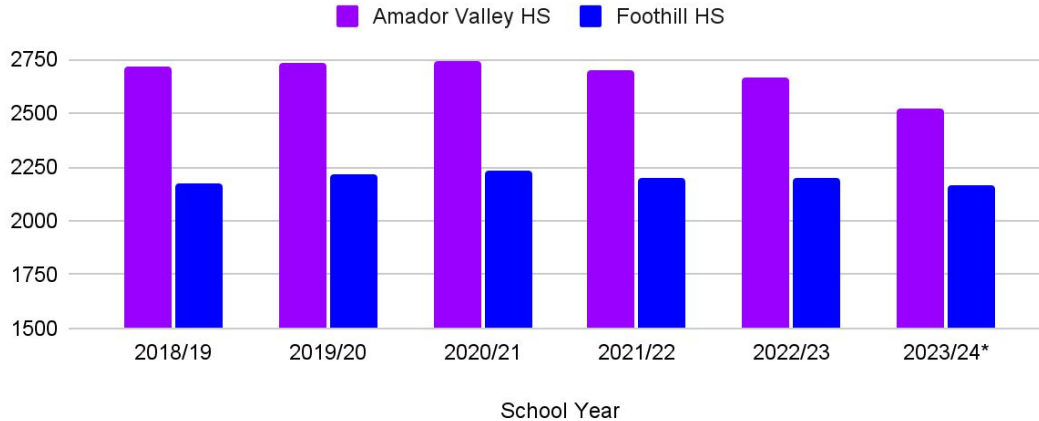
Attending Schools	OCT	OCT	OCT	OCT	Totals in HS Option Area B
	2022	2021	2020	2019	
Amador HS	102	108	114	110	88.0%
Foothill HS	10	13	11	15	9.9%
Village HS	1	0	1	1	0.6%
PUSD Middle College	2	2	0	2	1.2%
SSS SPED PPA	0	0	0	0	0.0%
SSS SPED NPS	1	0	0	0	0.2%

Data Points

Data Point	Amador HS	Foothill HS	Choice Areas	Middle College/ PVA/VH	Out of District	SDC/AT	TOTAL
Current Enrollment - 2023/24	2,508	2,146		169	included	114	4,949
Resident Projection 2023/24	2,267	1,755	563		168	88	4,841
Resident Projection 2025/26	2,118	1,794	522		162	86	4,681
Resident Projection 2029/30	1,851	1,703	493		148	78	4,272
School Capacity	2998	2542					5,540

Data Points - Enrollment

Amador Valley HS and Foothill HS



Total High School Enrollment History (2018-2023)

School Year	2018/19	2019/20	2020/21	2021/22	2022/23	2023/24*
Amador Valley HS	2714	2734	2744	2,699	2,665	2520
Foothill HS	2178	2217	2237	2,202	2,199	2162
Totals	4892	4951	4981	4,901	4,864	4682

* as of 12/18/23

Fall 2023/2024 9-12 (High School) Attendance Matrix

Open Enrollment Patterns (Transfer In/Out Rates)

School Codes: 13 14 333 555 15 223 444 557

		SCHOOL OF ENROLLMENT								
SCHOOL OF RESIDENCE	Attendance Area	Count of Students Living in Attendance Area	AMADOR VALLEY HS	FOOTHILL HS	PUSD MIDDLE COLLEGE	SSS SPED NPS	VILLAGE HIGH SCHOOL	PUSD VIRTUAL ACADEMY 9-12	SSS SPED PPA	SSS SCHOOL ASSESSMENT DISTRICT LEVEL
				AMADOR VALLEY HS	2,291	2,103	115	2	6	26
	FOOTHILL AMADOR OPTION AREA	562	295	261	0	1	5	0	0	0
	FOOTHILL HS	1,764	54	1,671	0	4	12	21	2	0
	Resident Students	4,617	2,452	2,047	2	11	43	59	2	1
	SDC Students	104	47	44	0	4	9	0	0	0
No SDC	Out of District Students	203	67	117	0	0	7	12	0	0
	Grade = 13	35	5	0	0	3	27	0	0	0
	Total Enrollment	4,959	2,571	2,208	2	18	86	71	2	1

Transfers Out Rates	Number of Students Transferring out of Area
8.2%	188

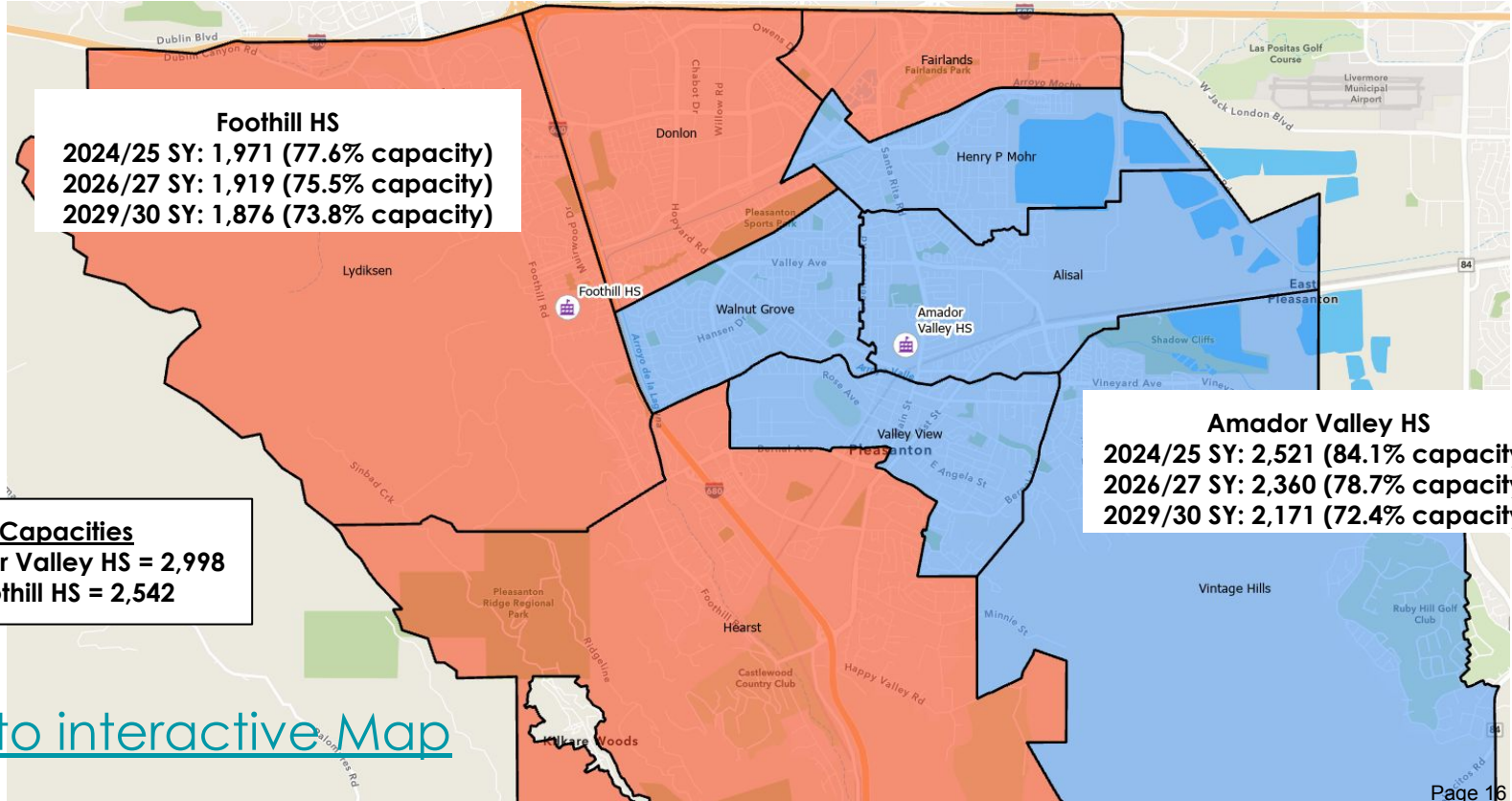
5.3%	93
6.9%	281
District-wide	District-wide

# Enrolled, but not Living in the Attendance Area:	353	121	232
Transfer In Rates:	7.6%	4.9%	11.3%
District-wide			

= High Transfer Rates

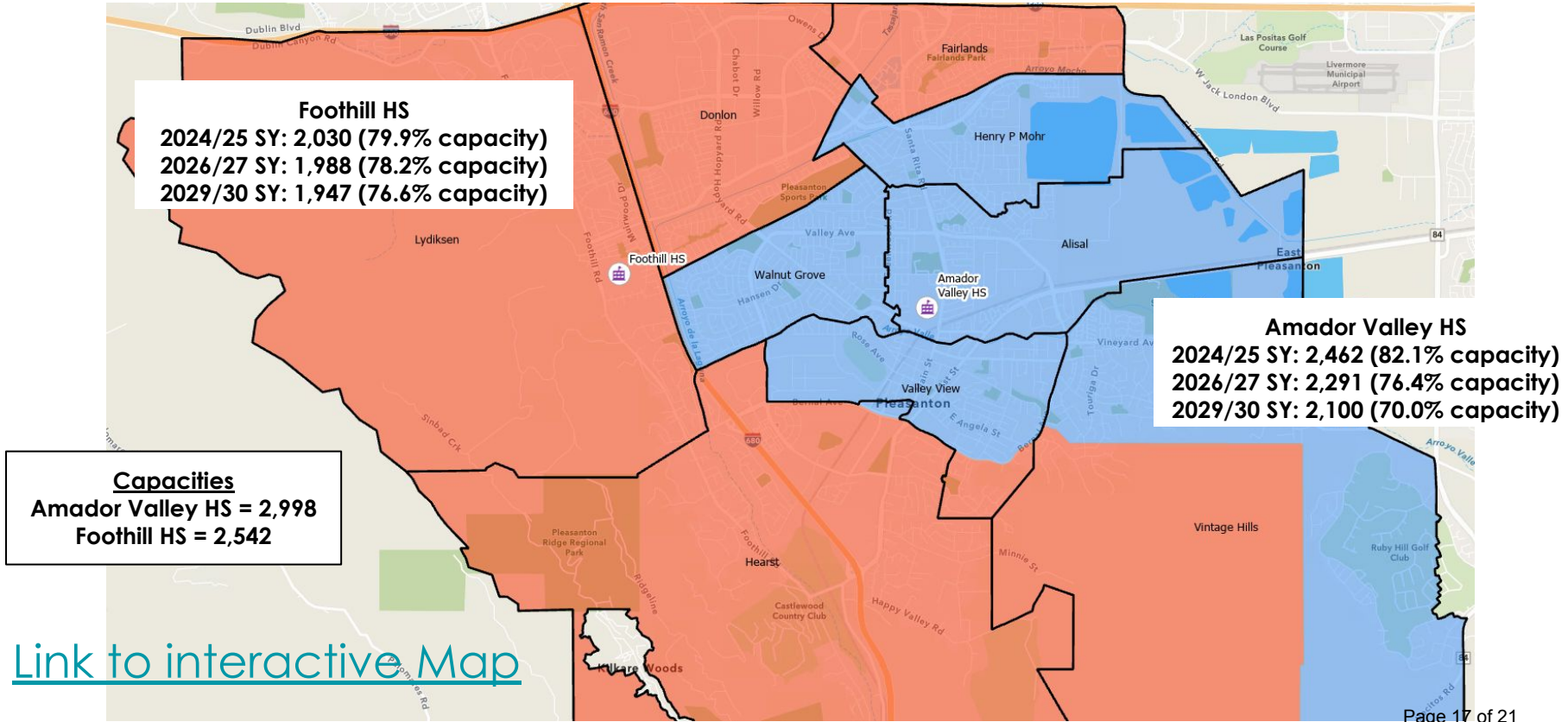
The above data is based upon a database download provided to Davis Demographics by the Pleasanton USD representing enrollment on the Fall 2023 CBEDS date (October 5, 2023).

Option 1



[Link to interactive Map](#)

Option 2



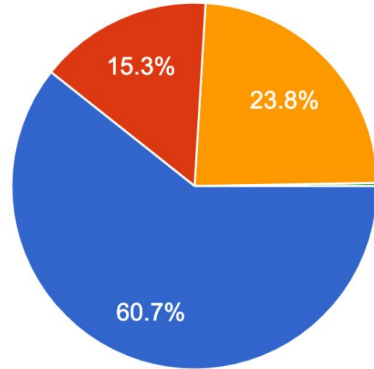
Transition Process

- Anticipate the approval of new boundaries for 2024/25 School Year
- There will be a transition process for current students
 - **Current 6-8th** grade students can elect their current high school boundary or new boundary
 - Siblings can attend the same high school if impacted by the boundary change
- New incoming students for 2024/25 will attend the new high school boundary

Community Input - Survey Data

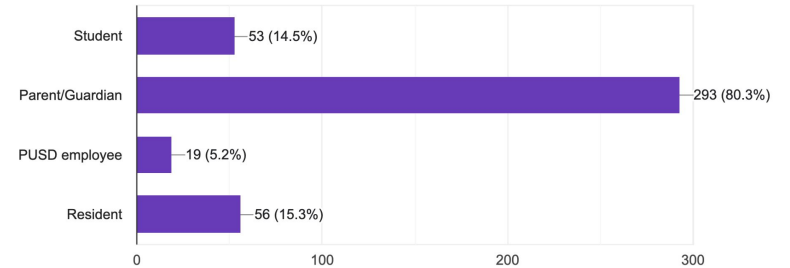
Which new high school boundary do you prefer?

366 responses



- Option 1
- Option 2
- Neither Option
- First Choice

I am a ...
365 responses



Community Input

- Many supported the option that kept elementary schools grouped as a whole together
- Those who are in choice areas prefer to keep that option
- Families bought there home in choice areas to have the flexibility to make that choice
- Depending on the impact responders either supported or disapproved for transportation and distance issues
 - Choice Area A responders concerned about the commute to Foothill HS
 - Those in Vintage Hill/Valley View ES boundary support the Option 1 to reduce the commute
- Support grandfather to allow current students to stay with their friends and current plans

Conclusion/Next Steps

- Board discussion and input
- Selection of Option 1 or 2
- Update boundary maps for 2024/25
- Update Demographic Projections



[Link to web page](#)